

Social and human service programs review: Private payer, Medicare, and Medicaid MCO rate benchmarks Rhode Island, Office of the Health Insurance Commissioner

August 30, 2023

[Jason Clarkson](#), FSA, MAAA
Principal and Consulting Actuary

[Ian McCulla](#), FSA, MAAA
Principal and Consulting Actuary

[Jason Melek](#), FSA, MAAA
Consulting Actuary

[John Kasey](#), MHA
Healthcare Management Consultant

[Zach Hunt](#), ASA, MAAA
Associate Actuary





Table of contents

I. BACKGROUND	1
II. EXECUTIVE SUMMARY	2
III. RESULTS	5
IV. METHODOLOGY	8
V. CONCLUSION	10
VI. LIMITATIONS AND DATA RELIANCE	11

APPENDIX 1A: Regional commercial allowed benchmarks: Procedure code

APPENDIX 1B: Regional commercial billed benchmarks: Procedure code

APPENDIX 1C: National commercial allowed benchmarks: Procedure code

APPENDIX 1D: National commercial billed benchmarks: Procedure code

APPENDIX 1E: Medicaid MCO benchmarks: Procedure code

APPENDIX 1F: Medicare benchmarks: Procedure code

APPENDIX 2A: Regional commercial allowed benchmarks: Service category

APPENDIX 2B: Regional commercial billed benchmarks: Service category

APPENDIX 2C: National commercial allowed benchmarks: Service category

APPENDIX 2D: National commercial billed benchmarks: Service category

APPENDIX 2E: Medicaid MCO benchmarks: Service category

APPENDIX 2F: Medicare benchmarks: Service category

Background

Milliman, Inc. (Milliman) has been retained by the State of Rhode Island Office of the Health Insurance Commissioner (OHIC) to conduct a comprehensive review of all social and human service programs having a contract with or licensed by the state, inclusive of the State of Rhode Island Executive Office of Health and Human Services (EOHHS) and the state agencies under its purview. This review is required by State of Rhode Island General Laws (RIGL) § 42-14.5-3(t). This statute requires nine assessments covering various rate and programmatic elements of the social and human service programs, with a final assessment being a culmination of the prior nine assessments. Social and human service programs include services in the following subject areas: social, mental health, developmental disability, child welfare, juvenile justice, prevention services, habilitative, rehabilitative, substance use disorder treatment, residential care, adult/adolescent day services, vocational, employment and training, and aging. As a whole, this series of reports may be used as one set of resources to provide education and insight into current Rhode Island social and human service programs' provider reimbursement and programmatic structure.

The assessments were completed in two phases with the first phase published in May 2023, and second phase published by September 1, 2023. The first phase included the nine assessments with a limited scope of services. The second phase is cumulative encompassing all information presented in the first phase reports with any applicable updates and additional programs or services reviewed. The second phase will conclude with a 10th report, published by OHIC, which will contain recommended provider reimbursement rate adjustments and other findings from the review.

This report addresses RIGL § 42-14.5-3(t) task 9: "An assessment and reporting on usual and customary rates paid by private insurers and private pay for similar social and human service providers, both nationally and regionally." The report provides a comparison of the Rhode Island Medicaid fee-for-service (FFS) fee schedule rates to comparable provider reimbursement rates for the commercial insurance market and provider-billed charges. In addition, this report includes a comparison of Rhode Island FFS rates to Medicare provider reimbursement rates and the Rhode Island Medicaid managed care (MMC) program average provider reimbursement, subject to data availability limitations described in this report.

Executive summary

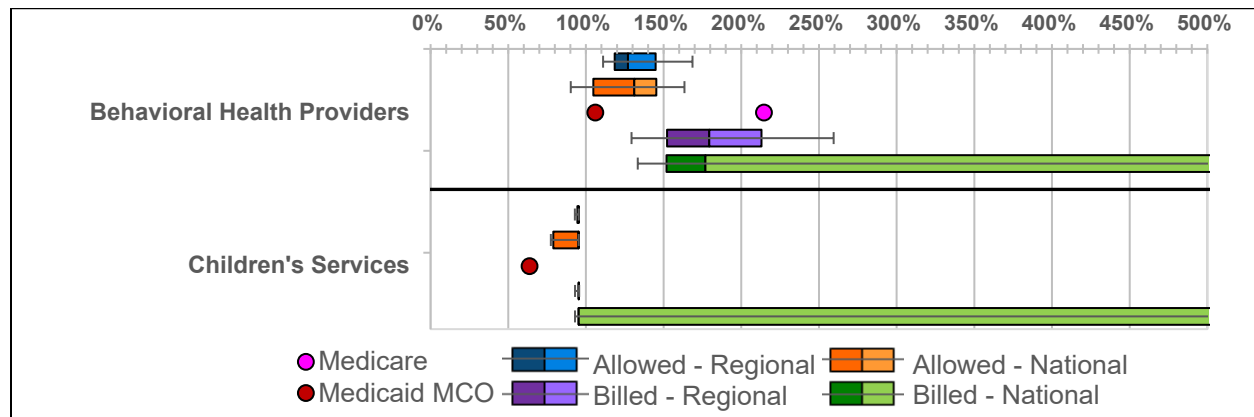
For purposes of this and other reports on provider reimbursement rates required by RIGL § 42-14.5-3(t), we define social and human service program rates as those in which the state has a contract with a nonstate entity to provide services reimbursed on a FFS basis. The services included in this analysis were limited to those listed in Appendix 1 of the *Social and Human Service Programs Review: Reimbursement Rates* report (Reimbursement Rates Report). The information in this report contains provider reimbursement benchmarks that are useful in understanding Rhode Island Medicaid FFS reimbursement relative to reimbursement by other local, regional, and national payers and programs. Within this report, regional benchmarks include data from Rhode Island, Massachusetts, and Connecticut. The provider reimbursement rates for Rhode Island Medicaid FFS services as of July 1, 2023, were compared against the following benchmarks:

- **Calendar year (CY) 2021 commercial claims allowed amounts.** We developed separate national and regional benchmarks illustrating commercial insurance carrier reimbursement levels for CY 2021 dates of service.
- **CY 2021 commercial claims billed amounts.** We utilized billed amounts, or the provider charges, as a proxy for self-pay rates. We developed separate national and regional benchmarks based on CY 2021 commercial insurance claims data.
- **CY 2023 Medicare fee-for-service fee schedule.** We adjusted the CY 2023 Medicare fee schedule to Rhode Island-specific Medicare reimbursement rates using the Rhode Island Geographic Practice Cost Index (GPCI).
- **State Fiscal Year (SFY) 2022 Rhode Island MMC allowed amounts.** To develop Medicaid managed care benchmarks, we analyzed the average Medicaid managed care organization (MCO) reimbursement in Rhode Island for SFY 2022, subject to data availability restrictions.

We determined that the above benchmarks were not suitable for the Home and Community-Based Services (HCBS) and Intellectual and Developmental Disability (I/DD) service categories. These services are typically not covered by commercial payers and Medicare. In addition, the primary Medicaid managed care program has limited coverage of these services, which results in the few benchmarks which were available not meeting the minimum data robustness thresholds required to present Rhode Island Medicaid MCO benchmarks. The minimum data robustness thresholds are discussed further in the Methodology section of this report.

To facilitate comparison across categories of service and different payers, all values from this benchmarking analysis have been converted into a percentage of Rhode Island Medicaid FFS fee schedules. The following box and whisker plots present a visual comparison of the Medicaid FFS fee schedule to the benchmark experience for behavioral health providers and children's services. While the data points below are all represented as a percentage of Rhode Island Medicaid FFS provider reimbursement rates, it is important to note that the underlying mix of services between the commercial, MMC, and Medicare benchmarks is not consistent due to the differing data restrictions and availability for each source. In addition, the Medicaid FFS provider reimbursement rates are effective as of July 1, 2023, while the benchmarks using commercial, Medicare, and Medicaid MCO data have underlying time periods of CY 2021, CY 2023, and SFY 2022, respectively. As a result, fee schedule modifications that occurred subsequent to the underlying time periods of the benchmark data would not be reflected in this report.

FIGURE 1: MAJOR SERVICE CATEGORY BENCHMARKS AS A PERCENTAGE OF MEDICAID FFS



Notes:

1. Services included are limited to those listed in Appendix 1 of the Reimbursement Rates Report.
2. The Medicaid FFS reimbursement rates are effective as of July 1, 2023, and the time period represented by the benchmarks is prior to this date.
3. Medicare reimbursement rates represent CY 2023 Medicare fee schedules. The Medicare reimbursement rates are matched at the code level since none of the Rhode Island FFS modifiers are present on the 2023 Medicare fee schedule. Adjustments to the Medicare rate for provider credentials was made when applicable.
4. Regional commercial benchmark data was limited to CY 2021 and experience within Rhode Island, Massachusetts, and Connecticut.
5. Average Medicaid MCO reimbursement rates represent SFY 2022 Medicaid MCO claims where each MCO had submitted at least one claim at the procedure code and modifier level.
6. The underlying mix of services between the commercial, Medicaid MCO, and Medicare benchmarks is not consistent due to the differing data restrictions and availability between each source. However, the mix of services included is consistent between regional and national commercial benchmarks.
7. Insight into service requirements (e.g., required professional credentials) or payment structure (e.g., billed unit type) is not always available for claims-based benchmarks. Differences in these items may contribute to the reimbursement variances noted in this report.
8. Benchmarks are subject to data availability. Not all Medicaid services within a service category are benchmarked. See the Methodology section for further information.
9. The Billed – National box and whisker plots extend past 500% but are only displayed up to 500% for visualization purposes.

The information provided in Figure 1 represents the following data elements:

- The box and whiskers plots reflect the range of fees observed in the commercial benchmark experience.
 - The darker shaded boxes represent the 25th to 50th percentiles of our benchmark data.
 - The lighter shaded boxes represent the 50th to 75th percentiles of our benchmark data.
 - The whiskers surrounding the boxes represent the 10th and 90th percentiles of our benchmark data.
- The blue/orange and purple/green plots represent the aggregated commercial allowed and billed benchmarks, respectively.
- The red data points represent the average Rhode Island Medicaid MCO reimbursement for services that had at least one claim from each of the three MCOs incurred in SFY 2022.
- The pink data points represent the CY 2023 Medicare reimbursement for services that have a corresponding Medicare reimbursement rate.

KEY OBSERVATIONS

We observed the following patterns when comparing the benchmark data to the Rhode Island Medicaid FFS rates:

- The 25th and 75th percentile of regional and national commercial allowed charges are between 100% and 150% of the Medicaid FFS rate for behavioral health providers.
- Rhode Island Medicaid MCOs pay approximately 106% of the Medicaid FFS rate for benchmarked behavioral health provider services.
- Medicare reimburses behavioral health services at approximately 215% of the Medicaid FFS rate.

- The children's services Medicaid FFS rate is higher than regional and national commercial allowed charges and also the average Medicaid MCO rates. However, the variation is at least in part attributable to rate increases for children's services effective July 1, 2022. These rate increases included a 45% Medicaid FFS early intervention services rate increase and an increase in Home-Based Therapeutic Services (HBTS) and Personal Assistance Services and Supports (PASS) rates to ensure direct care providers are paid at least \$15 per hour.¹
- The mix of children's services with available regional commercial benchmarks had minimal variation from the 10th to 90th percentiles of reimbursement and minimal variation between billed and allowed amounts.
- The billed charges varied materially from the 10th to 90th percentiles both regionally and nationally, except for regional children's services.

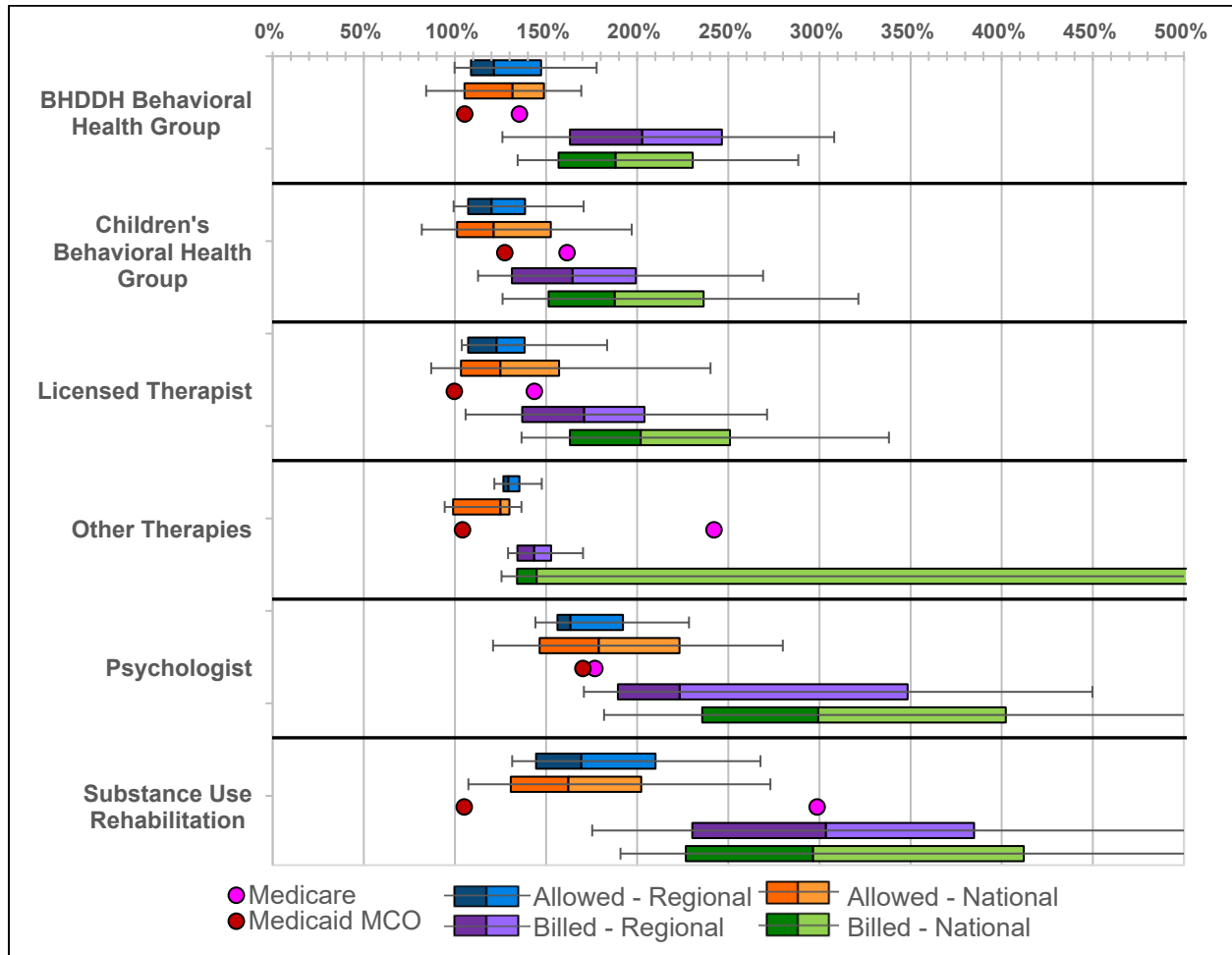
¹ Rhode Island General Assembly Senate Fiscal Office. (2022, June 14). *FY2023 budget: Changes to the governor*. Retrieved May 24, 2023, from <https://www.rilegislature.gov/sfiscal/Budget%20Analyses/FY2023%20SFO%20Budget%20as%20passed%20by%20House%20Finance%20Committee.pdf>.

Results

Expanding upon the analysis described in the Executive Summary of this report, we performed benchmarking analyses at the detailed category of service level within each major category of service. Figure 2 and Figure 3 provide box and whisker plots of the Rhode Island Medicaid FFS fee schedule to the benchmark experience for behavioral health providers and children’s services, with comparative benchmarks converted to a percent of the Rhode Island Medicaid FFS rate. The following section contains the results of our benchmarking analysis specific to each major category of service.

BEHAVIORAL HEALTH PROVIDERS

FIGURE 2: BEHAVIORAL HEALTH PROVIDERS BENCHMARKS AS A PERCENTAGE OF MEDICAID FFS



Notes:

1. Services included are limited to those listed in Appendix 1 of the Reimbursement Rates Report.
2. The Medicaid FFS reimbursement rates are effective as of July 1, 2023, and the time period represented by the benchmarks is prior to this date.
3. Medicare reimbursement rates represent CY 2023 Medicare fee schedules. The Medicare reimbursement rates are matched at the code level since none of the Rhode Island FFS modifiers are present on the 2023 Medicare fee schedule. Adjustments to the Medicare rate for provider credentials was made when applicable.
4. Regional commercial benchmark data was limited to CY 2021 and experience within Rhode Island, Massachusetts, and Connecticut.
5. Average Medicaid MCO reimbursement rates represent SFY 2022 Medicaid MCO claims where each MCO had submitted at least one claim at the procedure code and modifier level.
6. The underlying mix of services between the commercial, Medicaid MCO, and Medicare benchmarks is not consistent due to the differing data restrictions and availability between each source. However, the mix of services included is consistent between regional and national commercial benchmarks.
7. Insight into service requirements (e.g., required professional credentials) or payment structure (e.g., billed unit type) is not always available for claims-based benchmarks. Differences in these items may contribute to the reimbursement variances noted in this report.
8. Benchmarks are subject to data availability. Not all Medicaid services within a service category are benchmarked. See the Methodology section for further information.
9. Certain Billed – National box and whisker plots extend past 500% but are only displayed up to 500% for visualization purposes.

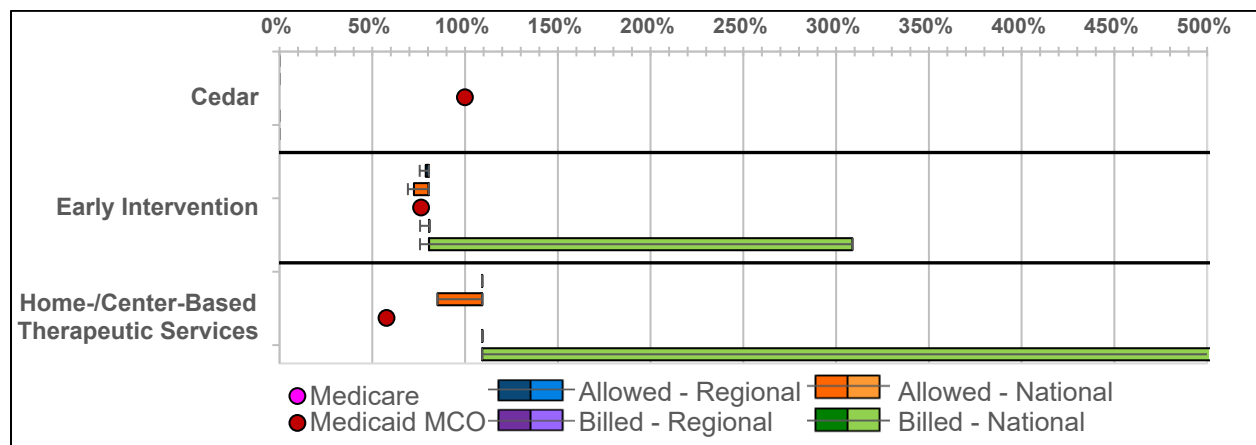
KEY OBSERVATIONS: BEHAVIORAL HEALTH PROVIDERS

We observed the following when reviewing Rhode Island Medicaid FFS reimbursement relative to our benchmark data for behavioral health services.

- Consistent with market expectations, all services shown have median regional and national commercial allowed amounts and provider billed charges above the Medicaid FFS rates. Commercial allowed amounts at the 25th to 75th percentile vary from approximately 100% to 225% of the Medicaid rate, while billed charges vary substantially.
- For comparable services, Medicare reimburses at approximately 130% to 300% of the Medicaid FFS rate.
- Commercial allowed amounts, provider billed charges, and Medicare reimbursement exceed the Medicaid rate by the largest percentage generally for Substance Use Rehabilitation and Psychologist services.
- Medicaid MCO reimbursement is approximately 100% to 125% of the Medicaid FFS rate for behavioral health services, except Psychologist. Given the relative consistency between Medicaid FFS and MCO reimbursement levels, it is possible that a portion of Medicaid MCO services are established as a function of Medicaid FFS reimbursement.

CHILDREN'S SERVICES

FIGURE 3: CHILDREN'S SERVICES BENCHMARKS AS A PERCENTAGE OF MEDICAID FFS



Notes:

1. Services included are limited to those listed in Appendix 1 of the Reimbursement Rates Report.
2. The Medicaid FFS reimbursement rates are effective as of July 1, 2023, and the time period represented by the benchmarks is prior to this date.
3. Medicare reimbursement rates represent CY 2023 Medicare fee schedules. The Medicare reimbursement rates are matched at the code level since none of the Rhode Island FFS modifiers are present on the 2023 Medicare fee schedule. Adjustments to the Medicare rate for provider credentials was made when applicable.
4. Regional commercial benchmark data was limited to CY 2021 and experience within Rhode Island, Massachusetts, and Connecticut.
5. Average Medicaid MCO reimbursement rates represent SFY 2022 Medicaid MCO claims where each MCO had submitted at least one claim at the procedure code and modifier level.
6. The underlying mix of services between the commercial, Medicaid MCO, and Medicare benchmarks are not consistent due to the differing data restrictions and availability between each source. However, the mix of services included is consistent between regional and national commercial benchmarks.
7. Insight into service requirements (e.g., required professional credentials) or payment structure (e.g., billed unit type) is not always available for claims-based benchmarks. Differences in these items may contribute to the reimbursement variances noted in this report.
8. Benchmarks are subject to data availability. Not all Medicaid services within a service category are benchmarked. See the Methodology section for further information.
9. Certain Billed – National box and whisker plots extend past 500% but are only displayed up to 500% for visualization purposes.

KEY OBSERVATIONS: CHILDREN'S SERVICES

We observed the following when reviewing Rhode Island Medicaid FFS reimbursement relative to our benchmark data for children's services:

- Medicaid MCOs reimburse providers consistent with Medicaid FFS for Cedar services.
- Commercial allowed and provider billed charges are not available for Cedar services given the unique nature of the program. Similarly, Medicare benchmarks are not available for children services.
- Regional commercial allowed charges, national commercial allowed charges, and Medicaid MCOs reimburse early intervention services at a relatively consistent rate in the benchmarked time periods. As previously mentioned, Rhode Island Medicaid early intervention service rates were increased by 45% effective July 1, 2022, and the Medicaid MCO data represents SFY 2022 experience, creating the notable gap in Medicaid MCO and Medicaid FFS reimbursement. It is important to note that private insurers and Medicaid MCOs are required to pay at or above the Medicaid FFS rate under Rhode Island General Law § 27-20-50(b), and therefore rates for these payers have since been adjusted to the new Medicaid early intervention service rates effective July 1, 2022.
- Similar to early intervention services, Medicaid MCO reimbursement rates are materially lower than Medicaid FFS rates for home-/center-based therapeutic services due to the July 1, 2022, Medicaid FFS rate increase. However, unlike early intervention services, the median values of regional and national commercial allowed and billed charges exceed the Medicaid FFS rate for home-/center-based therapeutic services.

Limited insight into the service requirements is available for payers included in this claims-based benchmarking approach. Service requirements may vary in particular for children's services relative to behavioral health provider services, which may contribute to the noted reimbursement variances.

Methodology

RHODE ISLAND MEDICAID FEE SCHEDULE FOR SELECTED SERVICES

We focused our benchmarking analysis on the Rhode Island Medicaid services provided on a FFS basis. The services included in this analysis were limited to those listed in Appendix 1 of the Reimbursement Rates Report. To be included in Appendix 1, the service must be included in the Medicaid fee schedule and associated with a provider type identified as in-scope of the social and human service programs review. Services were further limited to behavioral health and children services since limited coverage for HCBS and I/DD services is provided by commercial, Medicare, and Rhode Island Medicaid MCO payers.

PRIVATE PAY AND COMMERCIAL RATES

The Rhode Island Medicaid FFS fee schedule was benchmarked against commercial allowed reimbursement and billed charges from the Milliman Consolidated Health Cost Guidelines™ Sources Database (CHSD). Provider billed charges were used as a proxy for private pay or self-pay rates. Several national and regional health plans representing over 75 million commercially insured lives contribute their annual enrollment and claims detail to the CHSD. In recognition of the sensitivity of plan reimbursement rates, there are data use restrictions that require certain levels of aggregation when using CHSD data. The regional commercial allowed and billed charges benchmarks are representative of reimbursement rates in Rhode Island, Massachusetts, and Connecticut, while the national benchmarks are representative of all 50 states.

There are Rhode Island Medicaid FFS-specific procedure codes or services that have Medicaid-specific modifiers that do not appear in the commercial dataset. To the extent these procedure code and modifier combinations do not exist in the commercial market, they have been excluded from the benchmarking analysis. In addition, procedure codes that did not have at least 500 units of utilization in our commercial benchmarking data or data from at least 10 unique commercial providers were excluded from our analysis. We developed these thresholds based on our review of the variability of the benchmarked provider reimbursement rates, sensitivity testing the thresholds, and balancing the objectives of excluding benchmarks with low volume and including the benchmarks for the widest breadth of Medicaid FFS services.

Commercial allowed and billed charges benchmarks at the procedure code level of detail are available in Appendix 1A through Appendix 1D. Commercial allowed and billed charges benchmarks at the service category detail level are available in Appendix 2A through 2D.

RHODE ISLAND MEDICAID MCO ALLOWED AMOUNTS

The Rhode Island Medicaid FFS fee schedule was also benchmarked against Rhode Island Medicaid MCO allowed amounts from the SFY 2022 period. In recognition of the sensitivity of provider contracting and individual plan reimbursement amounts, the average allowed amounts at the procedure code with modifier level were only included if there was at least one claim from each MCO.

Medicaid MCO benchmarks at the procedure code level of detail are available in Appendix 1E. Medicaid MCO benchmarks at the service category detail level are available in Appendix 2E.

MEDICARE REIMBURSEMENT RATES

The Rhode Island Medicaid FFS fee schedule was benchmarked against the CY 2023 Medicare physician fee schedule using Rhode Island GPCIs. Medicare fee schedules were obtained from the Centers for Medicare and Medicaid Services (CMS) website (<https://www.cms.gov/Medicare/Medicare.html>). For the purpose of this analysis, the procedure codes were matched ignoring the presence of modifiers, as there was no overlap between modifiers on the Medicare fee schedule and the Rhode Island Medicaid FFS fee schedule. However, adjustments to the Medicare rate for provider credentials were made when applicable based on the Medicaid FFS fee schedule modifiers. There were many codes that were absent from the Medicare fee schedule or listed as statutory exclusions on the Medicare fee schedule. In both of these situations, the services are not covered by Medicare and were excluded from our analysis.

Medicare benchmarks at the procedure code level of detail are available in Appendix 1F. Medicare benchmarks at the service category detail level are available in Appendix 2F.

DATA USE AND EXCLUSIONS

Figure 4 summarizes the percentage of Rhode Island Medicaid SFY 2022 FFS expenditures that a benchmark value was provided, illustrating the impact of the data availability and limitations for each of the benchmarks. SFY 2022 FFS expenditures were calculated as the current Medicaid fee for each service multiplied by the units of utilization (as opposed to using FFS claims data) to mitigate the impact of temporary SFY 2022 rate changes attributable to the American Rescue Plan Act workforce development program.²

Certain areas with low benchmarked percentages are expected due to the unique nature of the services within the Medicaid program and these services not being covered in Medicare or commercial programs. In addition, certain services were excluded from the analysis due to apparent comparability issues. For example, emergency behavioral health services (S9485) were excluded from this analysis based on a review of the unit cost information, which appeared to indicate a material variance in the service requirements or payment structure for these service codes between payers.

FIGURE 4: PERCENTAGE OF SFY 2022 FFS EXPENDITURES BENCHMARKED

SERVICE CATEGORY	SFY 2022 FFS EXPENDITURES	PERCENTAGE BENCHMARKED		
		COMMERCIAL	MEDICARE	MEDICAID MCO
Behavioral Health Providers				
BHDDH Behavioral Health Group	\$ 360,871	54.1%	93.8%	70.8%
CMHC - ACT	\$ 5,859,197	0.0%	0.0%	0.0%
CMHC - IHH	\$ 8,397,751	0.0%	0.0%	0.0%
CMHC - MHPRR	\$ 6,419,170	0.0%	0.0%	0.0%
CMHC - Other	\$ 9,820,452	0.0%	0.0%	0.0%
Children's Behavioral Health Group	\$ 27,567	37.9%	75.9%	53.6%
Emergency Behavioral Health Service	\$ 693,063	0.0%	0.0%	0.0%
Licensed Therapist	\$ 3,591	74.9%	74.9%	74.9%
Other Therapies	\$ 544,283	28.8%	3.9%	41.7%
Peer Recovery Services	\$ 117,748	0.0%	0.0%	0.0%
Psychologist	\$ 18,541	98.4%	100.0%	68.8%
Substance Use Rehabilitation	\$ 979,186	0.4%	34.2%	55.1%
Total	\$ 33,241,420	1.2%	2.2%	3.2%
Children's Services				
Cedar	\$ 49,500	0.0%	0.0%	100.0%
CRAFT	\$ 2,997,478	0.0%	0.0%	0.0%
Early Intervention	\$ 5,024,855	32.3%	0.0%	98.7%
Home/Center Based Therapeutic Services	\$ 13,577,646	12.7%	0.0%	77.1%
Total	\$ 21,649,478	15.5%	0.0%	71.5%

Notes:

- Total lines are composited based on SFY 2022 FFS expenditures.
- SFY 2022 FFS expenditures represent Rhode Island Medicaid SFY 2022 billed units multiplied by the current FFS rate illustrated in Appendix 1. The illustrated amount will vary from actual paid SFY 2022 expenditures due to fee schedule changes, third party payers, and other payment adjustments.

Commercial, Medicare, and Medicaid MCO benchmarks are not available for community mental health centers (CMHCs), emergency behavioral health service, and peer recovery services given the unique nature of these services. The absence of a benchmark for these service categories results in less than 4% of behavioral health services having a benchmark from each source, based on FFS expenditures.

² Rhode Island Executive Office of Health and Human Services. (2023, January 17). *RI State Spending Narrative for ARPA HCBS FMAP: Quarterly Update – Submitted July 18, 2022*. Retrieved May 24, 2023, from <https://eohhs.ri.gov/initiatives/hcbs-enhancement>.

However, the remaining behavioral health service categories generally have benchmarks associated with between 30% and 100% of FFS service expenditures. There is no Medicare benchmark and limited commercial benchmark data for children's services, but a Rhode Island Medicaid MCO benchmark was developed for over 75% of FFS expenditures in each children's service category except CRAFT services.

To provide broader context of the use of these services in the Rhode Island Medicaid program, Figure 5 provides the same information as Figure 4 based on total Medicaid program expenditures (FFS and Medicaid MCO expenditures).

FIGURE 5: PERCENTAGE OF SFY 2022 FFS & MEDICAID MCO EXPENDITURES BENCHMARKED

SERVICE CATEGORY	SFY 2022 TOTAL EXPENDITURES	PERCENTAGE BENCHMARKED		
		COMMERCIAL	MEDICARE	MEDICAID MCO
Behavioral Health Providers				
BHDDH Behavioral Health Group	\$ 11,024,698	97.8%	98.1%	98.0%
CMHC - ACT	19,727,173	0.0%	0.0%	0.0%
CMHC - IHH	33,391,309	0.0%	0.0%	0.0%
CMHC - MHPRR	17,218,575	0.0%	0.0%	0.0%
CMHC - Other	12,674,779	0.0%	0.0%	0.0%
Children's Behavioral Health Group	24,727,261	21.6%	100.0%	99.9%
Emergency Behavioral Health Service	2,452,510	0.0%	0.0%	0.0%
Licensed Therapist	5,748,998	100.0%	100.0%	100.0%
Other Therapies	2,897,973	77.6%	73.0%	88.8%
Peer Recovery Services	117,863	0.0%	0.0%	0.0%
Psychologist	657,488	97.4%	100.0%	94.2%
Substance Use Rehabilitation	20,328,929	20.0%	86.8%	96.3%
Total	\$ 150,967,558	19.1%	40.9%	42.4%
Children's Services				
Cedar	\$ 399,791	0.0%	0.0%	100.0%
CRAFT	\$ 2,997,478	0.0%	0.0%	0.0%
Early Intervention	\$ 8,498,509	32.9%	0.0%	98.7%
Home/Center Based Therapeutic Services	\$ 32,985,527	27.2%	0.0%	89.1%
Total	\$ 44,881,305	26.2%	0.0%	85.1%

Notes:

1. Total lines are composited based on SFY 2022 FFS and Medicaid MCO expenditures.
2. SFY 2022 FFS expenditures represent Rhode Island Medicaid SFY 2022 billed units multiplied by the current FFS rate illustrated in Appendix 1. The illustrated amount will vary from actual paid SFY 2022 expenditures due to fee schedule changes, third party payers, and other payment adjustments.
3. SFY 2022 MCO expenditures are limited to procedure code and modifier combinations included in Appendix 1 of the Reimbursement Rates Report.

As illustrated in Figure 4 and Figure 5, behavioral health services are primarily provided through the Medicaid managed care program. Figure 5 illustrates that a benchmark is provided for approximately 20% to 40% (varying by benchmark source) of behavioral health provider services when considering Medicaid managed care expenditures. In addition, a greater percentage of children's services have an associated benchmark when considering Medicaid managed care expenditures, primarily attributable to home/center based therapeutic services.

Conclusion

Among the social and human services included in this benchmarking exercise, we observed material variability in the provider reimbursement rates and their coverage in the commercial, Rhode Island Medicaid MCO, and Medicare benchmark data. For many social and human services reviewed, there was sparse data or data use restrictions that prevent a detailed benchmarking analysis. Despite the limitations, meaningful patterns can be observed from the benchmarking analysis and the box and whisker plots for the services reviewed. This research, in combination with the other rate analysis reports required under RIGL § 42-14.5-3(t), can be used in informing the required OHIC rate recommendations.

Limitations and Data Reliance

The information contained in this correspondence, including any enclosures, has been prepared for the State of Rhode Island, Office of the Health Insurance Commissioner (OHIC) and their advisors. Milliman's work is prepared solely for the use and benefit of the State of Rhode Island, Office of the Health Insurance Commissioner (OHIC) in accordance with its statutory and regulatory requirements. Milliman recognizes this report will be public record subject to disclosure to third parties; however, Milliman does not intend to benefit and assumes no duty or liability to any third parties who receive Milliman's work. To the extent that the information contained in this correspondence is provided to any third parties, the correspondence should be distributed in its entirety.

Milliman has developed certain models to estimate the values included in this correspondence. The intent of the models was to provide private payer, Medicare, and Medicaid MCO rate benchmarks for the scope of services subject to the social and human service programs review. We have reviewed the models, including their inputs, calculations, and outputs for consistency, reasonableness, and appropriateness to the intended purpose and in compliance with generally accepted actuarial practice and relevant actuarial standards of practice (ASOP). The models rely on data and information as input to the models. We have relied upon certain data and information provided by OHIC for this purpose and accepted it without audit. To the extent that the data and information provided is not accurate, or is not complete, the values provided in this correspondence may likewise be inaccurate or incomplete. Milliman's data and information reliance includes the sources discussed in this correspondence. The models, including all input, calculations, and output may not be appropriate for any other purpose.

Service requirement differences between payers are unable to be evaluated based on the claims-based benchmarking approach. Differences in service requirements or rate payment structure may contribute to the reimbursement variances noted in this report.

Guidelines issued by the American Academy of Actuaries require actuaries to include their professional qualifications in all actuarial communications. Jason Clarkson, Ian McCulla, Jason Melek, and Zach Hunt are members of the American Academy of Actuaries and meet the qualification standards for performing the analyses in this report.

APPENDIX 1A

Regional commercial allowed benchmarks: Procedure code

State of Rhode Island Office of the Health Insurance Commissioner Appendix 1A Regional Commercial Allowed Benchmarks											Commercial Allowed					
Major Service Category	Detailed Service Category	Billing Provider Code	Program Indicator Code	Program Description	Proc Code	Mod 1	Mod 2	Mod 3	Mod 4	Current Rate	SFY 2022 FFS Units	10 th Percentile	25 th Percentile	50 th Percentile	75 th Percentile	90 th Percentile
Behavioral Health Providers	BHDDH Behavioral Health Group	066	MBH015	Behavioral Services Non-DCYF	90791					150.00	5	119.00	122.57	134.59	156.57	183.25
Behavioral Health Providers	BHDDH Behavioral Health Group	066	MMH015	Adult Mental Health	90791	AJ				131.75	100	117.02	119.32	123.64	136.48	156.57
Behavioral Health Providers	BHDDH Behavioral Health Group	066	MMH015	Adult Mental Health	90791	HF				108.50	17					
Behavioral Health Providers	BHDDH Behavioral Health Group	066	MMH015	Adult Mental Health	90791	HO				131.75	115	117.41	119.32	123.64	128.72	156.57
Behavioral Health Providers	BHDDH Behavioral Health Group	066	MMH015	Adult Mental Health	90791	TD				124.00	110					
Behavioral Health Providers	BHDDH Behavioral Health Group	066	MMH015	Adult Mental Health	90791	UA				116.25	40					
Behavioral Health Providers	BHDDH Behavioral Health Group	066	MMH015	Adult Mental Health	90792					294.35	62	143.59	155.84	198.00	231.08	297.90
Behavioral Health Providers	BHDDH Behavioral Health Group	066	MMA001	General Medicaid	90792					120.00	2	143.59	155.84	198.00	231.08	297.90
Behavioral Health Providers	BHDDH Behavioral Health Group	066	MMH015	Adult Mental Health	90792	TD	TF			250.20	11					
Behavioral Health Providers	BHDDH Behavioral Health Group	066	MBH015	Behavioral Services Non-DCYF	90832					47.50	10	44.60	57.75	63.53	80.10	95.16
Behavioral Health Providers	BHDDH Behavioral Health Group	066	MMH015	Adult Mental Health	90832	AJ				52.50	82	41.45	48.02	49.46	60.08	74.04
Behavioral Health Providers	BHDDH Behavioral Health Group	066	MMH015	Adult Mental Health	90832	HF				45.50	161					
Behavioral Health Providers	BHDDH Behavioral Health Group	066	MMH015	Adult Mental Health	90832	HO				52.50	281	43.30	48.02	57.75	64.63	121.98
Behavioral Health Providers	BHDDH Behavioral Health Group	066	MMH015	Adult Mental Health	90832	UA				49.00	252					
Behavioral Health Providers	BHDDH Behavioral Health Group	066	MMA001	General Medicaid	90833					25.18	12	32.72	63.73	71.57	85.00	99.85
Behavioral Health Providers	BHDDH Behavioral Health Group	066	MMH015	Adult Mental Health	90833					42.00	16	32.72	63.73	71.57	85.00	99.85
Behavioral Health Providers	BHDDH Behavioral Health Group	066	MMH015	Adult Mental Health	90833	TD	TF			37.50	1					
Behavioral Health Providers	BHDDH Behavioral Health Group	066	MBH015	Behavioral Services Non-DCYF	90834					71.25	52	75.64	77.22	88.86	99.97	135.00
Behavioral Health Providers	BHDDH Behavioral Health Group	066	MMH015	Adult Mental Health	90834	AJ				72.00	178	77.22	79.62	84.94	91.67	91.67
Behavioral Health Providers	BHDDH Behavioral Health Group	066	MMH015	Adult Mental Health	90834	HF				62.40	202					
Behavioral Health Providers	BHDDH Behavioral Health Group	066	MMH015	Adult Mental Health	90834	HO				72.00	577	77.22	77.22	80.29	88.58	91.67
Behavioral Health Providers	BHDDH Behavioral Health Group	066	MMH015	Adult Mental Health	90834	UA				67.20	400					
Behavioral Health Providers	BHDDH Behavioral Health Group	066	MMA001	General Medicaid	90836					40.87	6	63.00	92.74	106.00	130.74	200.00
Behavioral Health Providers	BHDDH Behavioral Health Group	066	MBH015	Behavioral Services Non-DCYF	90837					95.00	1	88.58	107.69	120.15	132.09	150.00
Behavioral Health Providers	BHDDH Behavioral Health Group	066	MMH015	Adult Mental Health	90837	AJ				75.00	60	89.00	100.00	117.56	125.40	134.54
Behavioral Health Providers	BHDDH Behavioral Health Group	066	MMH015	Adult Mental Health	90837	HF				65.00	27					
Behavioral Health Providers	BHDDH Behavioral Health Group	066	MMH015	Adult Mental Health	90837	HO				75.00	189	88.58	105.00	115.81	120.15	131.21
Behavioral Health Providers	BHDDH Behavioral Health Group	066	MMH015	Adult Mental Health	90837	UA				70.00	137					
Behavioral Health Providers	BHDDH Behavioral Health Group	066	MMH015	Adult Mental Health	90846	AJ				90.00	1	69.89	83.53	92.62	127.55	210.00
Behavioral Health Providers	BHDDH Behavioral Health Group	066	MMH015	Adult Mental Health	90847					67.50	1					
Behavioral Health Providers	BHDDH Behavioral Health Group	066	MMH015	Adult Mental Health	90847					96.00	1	86.81	87.07	91.67	105.23	131.98
Behavioral Health Providers	BHDDH Behavioral Health Group	066	MMH015	Adult Mental Health	90847	HO				72.00	2	86.81	88.68	90.74	96.35	98.98
Behavioral Health Providers	BHDDH Behavioral Health Group	066	MMH015	Adult Mental Health	90847	UA				67.20	2					
Behavioral Health Providers	BHDDH Behavioral Health Group	066	MMH015	Adult Mental Health	90853					48.00	1	23.79	29.42	39.23	60.00	101.75
Behavioral Health Providers	BHDDH Behavioral Health Group	066	MMH015	Adult Mental Health	90853	AJ				36.00	2					
Behavioral Health Providers	BHDDH Behavioral Health Group	066	MMH015	Adult Mental Health	90853	HF				31.20	89					
Behavioral Health Providers	BHDDH Behavioral Health Group	066	MMH015	Adult Mental Health	90853	HO				36.00	34					
Behavioral Health Providers	BHDDH Behavioral Health Group	066	MMH015	Adult Mental Health	90853	UA				33.60	21					
Behavioral Health Providers	BHDDH Behavioral Health Group	066	MMA001	General Medicaid	99203					29.00	6	103.86	119.68	142.81	199.43	247.29
Behavioral Health Providers	BHDDH Behavioral Health Group	066	MMA001	General Medicaid	99204					45.00	8	159.00	181.44	230.23	315.35	385.35
Behavioral Health Providers	BHDDH Behavioral Health Group	066	MMA001	General Medicaid	99205					46.00	2	209.75	232.58	296.64	425.00	525.54
Behavioral Health Providers	BHDDH Behavioral Health Group	066	MMH015	Adult Mental Health	99211					8.05	126	24.14	26.37	34.05	50.71	53.48
Behavioral Health Providers	BHDDH Behavioral Health Group	066	MMH015	Adult Mental Health	99211	TD				7.50	4,569					
Behavioral Health Providers	BHDDH Behavioral Health Group	066	MMH015	Adult Mental Health	99212					56.00	7	45.32	52.19	64.84	89.68	114.43
Behavioral Health Providers	BHDDH Behavioral Health Group	066	MMA001	General Medicaid	99213					20.64	26	74.25	86.08	104.07	150.81	187.04
Behavioral Health Providers	BHDDH Behavioral Health Group	066	MMH015	Adult Mental Health	99213					78.00	193	74.25	86.08	104.07	150.81	187.04
Behavioral Health Providers	BHDDH Behavioral Health Group	066	MMH015	Adult Mental Health	99213	TD	TF			66.30	58					
Behavioral Health Providers	BHDDH Behavioral Health Group	066	MMA001	General Medicaid	99214					27.00	49	115.06	133.49	151.65	218.99	269.64
Behavioral Health Providers	BHDDH Behavioral Health Group	066	MMH015	Adult Mental Health	99214					118.00	242	115.06	133.49	151.65	218.99	269.64
Behavioral Health Providers	BHDDH Behavioral Health Group	066	MMH015	Adult Mental Health	99214	TD	TF			100.30	65					
Behavioral Health Providers	BHDDH Behavioral Health Group	066	MMH015	Adult Mental Health	99215					148.00	15	160.78	189.34	204.80	309.66	376.02
Behavioral Health Providers	BHDDH Behavioral Health Group	066	MMH015	Adult Mental Health	99215	TD	TF			125.80	2					
Behavioral Health Providers	BHDDH Behavioral Health Group	066	MBH015	Behavioral Services Non-DCYF	H0004	AJ				16.25	787					
Behavioral Health Providers	BHDDH Behavioral Health Group	066	MBH015	Behavioral Services Non-DCYF	H0004	HO				16.25	252					
Behavioral Health Providers	BHDDH Behavioral Health Group	066	MBH015	Behavioral Services Non-DCYF	H0004	HO	HR			18.75	36					
Behavioral Health Providers	BHDDH Behavioral Health Group	066	MBH015	Behavioral Services Non-DCYF	H0004	HO	HS			18.75	10					
Behavioral Health Providers	BHDDH Behavioral Health Group	066	MBH015	Behavioral Services Non-DCYF	H0004	HQ	AJ			5.00	4					

State of Rhode Island Office of the Health Insurance Commissioner Appendix 1A Regional Commercial Allowed Benchmarks											Commercial Allowed					
Major Service Category	Detailed Service Category	Billing Provider Code	Program Indicator Code	Program Description	Proc Code	Mod 1	Mod 2	Mod 3	Mod 4	Current Rate	SFY 2022 FFS Units	10 th Percentile	25 th Percentile	50 th Percentile	75 th Percentile	90 th Percentile
Behavioral Health Providers	BHDDH Behavioral Health Group	066	MBH015	Behavioral Services Non-DCYF	H0004	HQ	HO			5.00	4					
Behavioral Health Providers	BHDDH Behavioral Health Group	066	MBH015	Behavioral Services Non-DCYF	H0031	AJ				100.00	30					
Behavioral Health Providers	BHDDH Behavioral Health Group	066	MBH015	Behavioral Services Non-DCYF	H0031	HO				100.00	7					
Behavioral Health Providers	BHDDH Behavioral Health Group	066	MBH015	Behavioral Services Non-DCYF	H2010					30.00	28					
Behavioral Health Providers	Children's Behavioral Health Group	047	MMA001	General Medicaid	90785					2.89	22	5.42	10.26	12.92	14.54	18.51
Behavioral Health Providers	Children's Behavioral Health Group	047	MBH015	Behavioral Services Non-DCYF	90791					150.00	31	119.00	122.57	134.59	156.57	183.25
Behavioral Health Providers	Children's Behavioral Health Group	047	MBH015	Behavioral Services Non-DCYF	90791	HP				125.00	9					
Behavioral Health Providers	Children's Behavioral Health Group	047	MBH015	Behavioral Services Non-DCYF	90832					47.50	3	44.60	57.75	63.53	80.10	95.16
Behavioral Health Providers	Children's Behavioral Health Group	047	MMA001	General Medicaid	90832					37.98	1	44.60	57.75	63.53	80.10	95.16
Behavioral Health Providers	Children's Behavioral Health Group	047	MBH015	Behavioral Services Non-DCYF	90832	HP				40.00	8					
Behavioral Health Providers	Children's Behavioral Health Group	047	MBH015	Behavioral Services Non-DCYF	90834					71.25	43	75.64	77.22	88.86	99.97	135.00
Behavioral Health Providers	Children's Behavioral Health Group	047	MBH015	Behavioral Services Non-DCYF	90834	HP				60.00	19					
Behavioral Health Providers	Children's Behavioral Health Group	047	MMA001	General Medicaid	90836					40.87	1	63.00	92.74	106.00	130.74	200.00
Behavioral Health Providers	Children's Behavioral Health Group	047	MBH015	Behavioral Services Non-DCYF	90837					95.00	19	88.58	107.69	120.15	132.09	150.00
Behavioral Health Providers	Children's Behavioral Health Group	047	MBH015	Behavioral Services Non-DCYF	90837	HP				80.00	17					
Behavioral Health Providers	Children's Behavioral Health Group	047	MMA001	General Medicaid	90838					65.84	1	106.03	120.82	156.13	163.69	225.00
Behavioral Health Providers	Children's Behavioral Health Group	047	MBH015	Behavioral Services Non-DCYF	90846	HP				90.00	10					
Behavioral Health Providers	Children's Behavioral Health Group	047	MBH015	Behavioral Services Non-DCYF	90847	HP				90.00	46					
Behavioral Health Providers	Children's Behavioral Health Group	047	MMA001	General Medicaid	96132					76.57	1	137.53	140.58	140.58	155.10	180.00
Behavioral Health Providers	Children's Behavioral Health Group	047	MMA001	General Medicaid	96133					58.41	4	105.56	105.56	105.56	120.60	150.11
Behavioral Health Providers	Children's Behavioral Health Group	047	MMA001	General Medicaid	96136					27.45	1	47.12	49.79	49.79	58.84	65.79
Behavioral Health Providers	Children's Behavioral Health Group	047	MMA001	General Medicaid	96137					25.39	5	43.71	46.22	46.22	54.91	65.79
Behavioral Health Providers	Children's Behavioral Health Group	047	MMA001	General Medicaid	99204					45.00	1	159.00	181.44	230.23	315.35	385.35
Behavioral Health Providers	Children's Behavioral Health Group	047	MMA001	General Medicaid	99213					20.64	1	74.25	86.08	104.07	150.81	187.04
Behavioral Health Providers	Children's Behavioral Health Group	047	MMA001	General Medicaid	99214					27.00	2	115.06	133.49	151.65	218.99	269.64
Behavioral Health Providers	Children's Behavioral Health Group	047	MMA001	General Medicaid	99221					38.18	1					
Behavioral Health Providers	Children's Behavioral Health Group	047	MMA001	General Medicaid	99222					44.00	3					
Behavioral Health Providers	Children's Behavioral Health Group	047	MMA001	General Medicaid	99223					46.00	5					
Behavioral Health Providers	Children's Behavioral Health Group	047	MMA001	General Medicaid	99231					17.00	14					
Behavioral Health Providers	Children's Behavioral Health Group	047	MMA001	General Medicaid	99232					29.72	30					
Behavioral Health Providers	Children's Behavioral Health Group	047	MMA001	General Medicaid	99233					29.72	18					
Behavioral Health Providers	Children's Behavioral Health Group	047	MMA001	General Medicaid	99238					34.88	1					
Behavioral Health Providers	Children's Behavioral Health Group	047	MMA001	General Medicaid	99285					92.55	3					
Behavioral Health Providers	Children's Behavioral Health Group	047	MBH015	Behavioral Services Non-DCYF	H0004	AJ				16.25	109					
Behavioral Health Providers	Children's Behavioral Health Group	047	MBH010	Behavioral Health Services DHS	H0031	HO	H9			70.00	26					
Behavioral Health Providers	Children's Behavioral Health Group	047	MBH010	Behavioral Health Services DHS	H0031	HP	H9			80.00	27					
Behavioral Health Providers	CMHC - ACT	061	MBA010	Assertive Community Treatment	H0040					41.65	140,677					
Behavioral Health Providers	CMHC - IHH	061	MBI010	Integrated Health Home	H0037					13.82	607,652					
Behavioral Health Providers	CMHC - MHPRR	061	MMH015	Adult Mental Health	H0019					85.00	1					
Behavioral Health Providers	CMHC - MHPRR	061	MMH015	Adult Mental Health	H0019	U1				85.00	4,751					
Behavioral Health Providers	CMHC - MHPRR	061	MMH015	Adult Mental Health	H0019	U3				125.00	11,137					
Behavioral Health Providers	CMHC - MHPRR	061	MMH015	Adult Mental Health	H0019	U4				125.00	32,029					
Behavioral Health Providers	CMHC - MHPRR	061	MMH015	Adult Mental Health	H0019	U5				175.00	3,540					
Behavioral Health Providers	CMHC - Other	061	MMH015	Adult Mental Health	90791	AJ				131.75	1					
Behavioral Health Providers	CMHC - Other	061	MMH015	Adult Mental Health	90791	HO				131.75	3					
Behavioral Health Providers	CMHC - Other	061	MMH015	Adult Mental Health	90791	UA				116.25	1					
Behavioral Health Providers	CMHC - Other	061	MMH015	Adult Mental Health	90792					294.35	1					
Behavioral Health Providers	CMHC - Other	061	MMH015	Adult Mental Health	90834	UA				67.20	1					
Behavioral Health Providers	CMHC - Other	061	MMH015	Adult Mental Health	99211					8.05	21					
Behavioral Health Providers	CMHC - Other	061	MMH015	Adult Mental Health	99211	TD				7.50	6					
Behavioral Health Providers	CMHC - Other	061	MMH015	Adult Mental Health	99213					78.00	1					
Behavioral Health Providers	CMHC - Other	061	MMH015	Adult Mental Health	99214					118.00	2					
Behavioral Health Providers	CMHC - Other	061	MBH090	Children's Intensive Services DHS	H0004					24.50	528					
Behavioral Health Providers	CMHC - Other	061	MDC080	Proj Connect & Residential Counsel	H0019	U5				532.38	2,000					
Behavioral Health Providers	CMHC - Other	061	MDC080	Proj Connect & Residential Counsel	H0019	U6				571.14	2,543					
Behavioral Health Providers	CMHC - Other	061	MDC080	Proj Connect & Residential Counsel	H0019	U7				580.26	2,470					
Behavioral Health Providers	CMHC - Other	061	MDC080	Proj Connect & Residential Counsel	H0019	U8				661.50	2,171					

State of Rhode Island Office of the Health Insurance Commissioner Appendix 1A Regional Commercial Allowed Benchmarks											Commercial Allowed					
Major Service Category	Detailed Service Category	Billing Provider Code	Program Indicator Code	Program Description	Proc Code	Mod 1	Mod 2	Mod 3	Mod 4	Current Rate	SFY 2022 FFS Units	10 th Percentile	25 th Percentile	50 th Percentile	75 th Percentile	90 th Percentile
Behavioral Health Providers	CMHC - Other	061	MMH015	Adult Mental Health	H0036	HN				21.25	4,193					
Behavioral Health Providers	CMHC - Other	061	MMA001	General Medicaid	H2001					223.50	12,856					
Behavioral Health Providers	CMHC - Other	061	MMA001	General Medicaid	H2011					22.50	2					
Behavioral Health Providers	CMHC - Other	061	MMH015	Adult Mental Health	H2011	U1				37.50	1,310					
Behavioral Health Providers	CMHC - Other	061	MBH090	Children's Intensive Services DHS	H2014					22.00	63					
Behavioral Health Providers	CMHC - Other	061	MDC080	Proj Connect & Residential Counsel	H2022					33.24	18,477					
Behavioral Health Providers	CMHC - Other	061	MMH015	Adult Mental Health	H2023					21.25	9,848					
Behavioral Health Providers	CMHC - Other	061	MBH090	Children's Intensive Services DHS	T1023					300.00	1					
Behavioral Health Providers	CMHC - Other	061	MMH010	Adult Mental Health	X0341					125.00	19					
Behavioral Health Providers	CMHC - Other	061	MAS010	Behavioral Health Acute	X0341	HH	TG			394.00	1,473					
Behavioral Health Providers	Emergency Behavioral Health Service	111	MBL010	Behavioral Healthcare Link	S9485					598.50	1,158					
Behavioral Health Providers	Licensed Therapist	017	MBH015	Behavioral Services Non-DCYF	90791					150.00	1	119.00	122.57	134.59	156.57	183.25
Behavioral Health Providers	Licensed Therapist	017	MBH015	Behavioral Services Non-DCYF	90834					71.25	33	75.64	77.22	88.86	99.97	135.00
Behavioral Health Providers	Licensed Therapist	017	MBH015	Behavioral Services Non-DCYF	90837					95.00	2	88.58	107.69	120.15	132.09	150.00
Behavioral Health Providers	Licensed Therapist	017	MBH015	Behavioral Services Non-DCYF	H0004	HO	HR			18.75	48					
Behavioral Health Providers	Other Therapies	073	MHP010	Hippotherapy	92507					29.00	238	80.42	89.24	97.01	110.00	125.00
Behavioral Health Providers	Other Therapies	073	MHP010	Hippotherapy	92508					19.00	76					
Behavioral Health Providers	Other Therapies	073	MHP010	Hippotherapy	92523					85.00	5					
Behavioral Health Providers	Other Therapies	073	MMA001	General Medicaid	92526					21.47	15	96.60	103.74	110.00	120.30	139.67
Behavioral Health Providers	Other Therapies	073	MMA001	General Medicaid	97035	GO				6.81	1	8.60	10.35	12.18	13.95	19.10
Behavioral Health Providers	Other Therapies	073	MHP010	Hippotherapy	97110					14.50	256	20.86	30.00	33.72	40.00	68.00
Behavioral Health Providers	Other Therapies	073	MHP010	Hippotherapy	97110	GO				14.50	2	24.10	24.43	32.58	34.46	43.49
Behavioral Health Providers	Other Therapies	073	MMA001	General Medicaid	97140	GO				9.29	2	10.90	22.46	30.22	31.50	44.58
Behavioral Health Providers	Other Therapies	073	MHP010	Hippotherapy	97150	GO				19.00	4					
Behavioral Health Providers	Other Therapies	073	MHP010	Hippotherapy	97165					85.00	5					
Behavioral Health Providers	Other Therapies	073	MHP010	Hippotherapy	97168					85.00	2					
Behavioral Health Providers	Other Therapies	073	MMA001	General Medicaid	97530					15.89	444	27.34	33.91	36.74	45.58	62.50
Behavioral Health Providers	Other Therapies	073	MMA001	General Medicaid	97530	GO				15.89	1	24.99	27.34	36.74	40.86	49.16
Behavioral Health Providers	Other Therapies	073	MMA001	General Medicaid	97535					10.73	50	31.30	36.64	39.07	49.89	62.24
Behavioral Health Providers	Other Therapies	073	MMA001	General Medicaid	99214					27.00	1	115.06	133.49	151.65	218.99	269.64
Behavioral Health Providers	Other Therapies	073	MHP010	Hippotherapy	H0046					36.00	20					
Behavioral Health Providers	Other Therapies	073	MHP010	Hippotherapy	H0046	HO				55.00	1,245					
Behavioral Health Providers	Other Therapies	073	MHP010	Hippotherapy	H2014					27.50	10					
Behavioral Health Providers	Other Therapies	073	MHP010	Hippotherapy	H2014	HO				27.50	488					
Behavioral Health Providers	Other Therapies	073	MHP015	Clubhouse	H2031					50.00	4,400					
Behavioral Health Providers	Other Therapies	073	MHP010	Hippotherapy	S9446					20.00	3,122					
Behavioral Health Providers	Other Therapies	073	MHP010	Hippotherapy	T1016					16.00	1,236					
Behavioral Health Providers	Other Therapies	073	MHP010	Hippotherapy	T1024					31.00	4,452	33.84	33.84	33.84	33.84	33.84
Behavioral Health Providers	Peer Recovery Services	109	MBP010	Peer Support Services-MH	H0038	U2				13.50	4,268					
Behavioral Health Providers	Peer Recovery Services	109	MBP010	Peer Support Services-MH	H0038	U2	HQ			4.00	10					
Behavioral Health Providers	Peer Recovery Services	109	MBP011	Peer Support Services-SA	H0038	U3				13.50	4,236					
Behavioral Health Providers	Peer Recovery Services	109	MBP011	Peer Support Services-SA	H0038	U3	HQ			4.00	726					
Behavioral Health Providers	Psychologist	030	MMA001	General Medicaid	90791					110.00	34	119.00	122.57	134.59	156.57	183.25
Behavioral Health Providers	Psychologist	030	MMA001	General Medicaid	90832					37.98	124	44.60	57.75	63.53	80.10	95.16
Behavioral Health Providers	Psychologist	030	MMA001	General Medicaid	90834					80.00	4	75.64	77.22	88.86	99.97	135.00
Behavioral Health Providers	Psychologist	030	MMA001	General Medicaid	90834	GT				48.92	4	77.22	81.90	89.00	99.97	121.32
Behavioral Health Providers	Psychologist	030	MMA001	General Medicaid	90837					80.00	5	88.58	107.69	120.15	132.09	150.00
Behavioral Health Providers	Psychologist	030	MMA001	General Medicaid	90847					80.00	2	86.81	87.07	91.67	105.23	131.98
Behavioral Health Providers	Psychologist	030	MMA001	General Medicaid	96130					68.11	1	119.75	125.44	125.44	138.95	165.62
Behavioral Health Providers	Psychologist	030	MMA001	General Medicaid	96131					51.81	1	92.12	96.46	96.46	100.96	112.82
Behavioral Health Providers	Psychologist	030	MMA001	General Medicaid	96132					76.57	27	137.53	140.58	140.58	155.10	180.00
Behavioral Health Providers	Psychologist	030	MMA001	General Medicaid	96133					58.41	60	105.56	105.56	105.56	120.60	150.11
Behavioral Health Providers	Psychologist	030	MMA001	General Medicaid	96136					27.45	14	47.12	49.79	49.79	58.84	65.79
Behavioral Health Providers	Psychologist	030	MMA001	General Medicaid	96137					25.39	62	43.71	46.22	46.22	54.91	65.79
Behavioral Health Providers	Psychologist	030	MMA001	General Medicaid	96138					22.29	12					
Behavioral Health Providers	Psychologist	030	MMA001	General Medicaid	96139					22.29	48	39.01	40.03	40.49	47.00	51.34
Behavioral Health Providers	Psychologist	030	MMA001	General Medicaid	99484					27.86	1					

State of Rhode Island Office of the Health Insurance Commissioner Appendix 1A Regional Commercial Allowed Benchmarks														Commercial Allowed				
Major Service Category	Detailed Service Category	Billing Provider Code	Program Indicator Code	Program Description	Proc Code	Mod 1	Mod 2	Mod 3	Mod 4	Current Rate	SFY 2022 FFS Units	10 th	25 th	50 th	75 th	90 th		
												Percentile	Percentile	Percentile	Percentile	Percentile		
Behavioral Health Providers	Substance Use Rehabilitation	060	MMA001	General Medicaid	80307					47.89	16	44.53	50.02	56.92	69.82	92.35		
Behavioral Health Providers	Substance Use Rehabilitation	060	MMA001	General Medicaid	90791					110.00	3	119.00	122.57	134.59	156.57	183.25		
Behavioral Health Providers	Substance Use Rehabilitation	060	MMA001	General Medicaid	90792					120.00	4	143.59	155.84	198.00	231.08	297.90		
Behavioral Health Providers	Substance Use Rehabilitation	060	MMA001	General Medicaid	90832					37.98	3	44.60	57.75	63.53	80.10	95.16		
Behavioral Health Providers	Substance Use Rehabilitation	060	MMA001	General Medicaid	90834					80.00	15	75.64	77.22	88.86	99.97	135.00		
Behavioral Health Providers	Substance Use Rehabilitation	060	MMA001	General Medicaid	90837		95			48.92	2	76.32	79.62	88.86	106.16	125.00		
Behavioral Health Providers	Substance Use Rehabilitation	060	MMA001	General Medicaid	99204					45.00	2	159.00	181.44	230.23	315.35	385.35		
Behavioral Health Providers	Substance Use Rehabilitation	060	MMA001	General Medicaid	99213					20.64	11	74.25	86.08	104.07	150.81	187.04		
Behavioral Health Providers	Substance Use Rehabilitation	060	MMA001	General Medicaid	99214		95			27.00	2	115.42	135.79	145.75	169.18	223.73		
Behavioral Health Providers	Substance Use Rehabilitation	060	MSA010	Substance Abuse Services	H0001					97.00	107							
Behavioral Health Providers	Substance Use Rehabilitation	060	MSA010	Substance Abuse Services	H0001		UD			97.00	36							
Behavioral Health Providers	Substance Use Rehabilitation	060	MSA010	Substance Abuse Services	H0004					17.94	4,837							
Behavioral Health Providers	Substance Use Rehabilitation	060	MSA010	Substance Abuse Services	H0004		UD			17.94	1,345							
Behavioral Health Providers	Substance Use Rehabilitation	060	MSA010	Substance Abuse Services	H0005					32.30	3,313							
Behavioral Health Providers	Substance Use Rehabilitation	060	MSA010	Substance Abuse Services	H0005		UD			32.30	2,509							
Behavioral Health Providers	Substance Use Rehabilitation	060	MSA010	Substance Abuse Services	H0015		HF			91.50	152							
Behavioral Health Providers	Substance Use Rehabilitation	060	MSA010	Substance Abuse Services	H0020					12.14	27,405							
Behavioral Health Providers	Substance Use Rehabilitation	060	MBO020	Opioid Treatment Program	H0037					7.64	41,054							
Behavioral Health Providers	Substance Use Rehabilitation	060	MSA010	Substance Abuse Services	H2036					91.50	29							
Children's Services	Cedar	082	MCE010	Cedar Center Services	T1023					900.00	55							
Children's Services	Cedar	082	MCE010	Cedar Center Services	H2000					220.00	-							
Children's Services	Cedar	082	MCE010	Cedar Center Services	H2021					20.00	-							
Children's Services	CRAFT	003	MMA001	General Medicaid	0154					496.60	30							
Children's Services	CRAFT	003	MMC010	Managed Care - RliteCare	0154					496.60	6,006							
Children's Services	Early Intervention	059	MEI015	Early Intervention Non-MA	92522					217.21	2							
Children's Services	Early Intervention	059	MEI015	Early Intervention Non-MA	92523					434.42	28							
Children's Services	Early Intervention	059	MEI010	Early Intervention MA	92523					434.42	1							
Children's Services	Early Intervention	059	MEI015	Early Intervention Non-MA	92523		52			217.21	65							
Children's Services	Early Intervention	059	MEI010	Early Intervention MA	92523		52			217.21	6							
Children's Services	Early Intervention	059	MEI015	Early Intervention Non-MA	97161					217.21	14	55.00	68.00	90.11	136.50	136.50		
Children's Services	Early Intervention	059	MEI010	Early Intervention MA	97161					217.21	1	55.00	68.00	90.11	136.50	136.50		
Children's Services	Early Intervention	059	MEI015	Early Intervention Non-MA	97162					217.21	26	47.00	55.00	90.11	106.30	147.75		
Children's Services	Early Intervention	059	MEI010	Early Intervention MA	97162					217.21	2	47.00	55.00	90.11	106.30	147.75		
Children's Services	Early Intervention	059	MEI015	Early Intervention Non-MA	97163					217.21	7							
Children's Services	Early Intervention	059	MEI010	Early Intervention MA	97165					217.21	1							
Children's Services	Early Intervention	059	MEI015	Early Intervention Non-MA	97165					217.21	79							
Children's Services	Early Intervention	059	MEI015	Early Intervention Non-MA	97166					217.21	43							
Children's Services	Early Intervention	059	MEI010	Early Intervention MA	97166					217.21	1							
Children's Services	Early Intervention	059	MEI015	Early Intervention Non-MA	97167					217.21	2							
Children's Services	Early Intervention	059	MEI010	Early Intervention MA	97167					217.21	1							
Children's Services	Early Intervention	059	MEI015	Early Intervention Non-MA	97168					217.21	2							
Children's Services	Early Intervention	059	MMA001	General Medicaid	99502					59.95	37							
Children's Services	Early Intervention	059	MMA001	General Medicaid	99502		AJ			67.85	2							
Children's Services	Early Intervention	059	MMA001	General Medicaid	99502		TD			85.86	155							
Children's Services	Early Intervention	059	MMA001	General Medicaid	99600					64.53	-							
Children's Services	Early Intervention	059	MMA001	General Medicaid	99600		HD			64.53	-							
Children's Services	Early Intervention	059	MMA001	General Medicaid	99600		U3			46.88	-							
Children's Services	Early Intervention	059	MMA001	General Medicaid	99600		U3	U4		46.88	-							
Children's Services	Early Intervention	059	MMA001	General Medicaid	99600		U4			64.53	-							
Children's Services	Early Intervention	059	MEI010	Early Intervention MA	H0046					68.79	49							
Children's Services	Early Intervention	059	MEI015	Early Intervention Non-MA	H0046					68.79	480							
Children's Services	Early Intervention	059	MMA001	General Medicaid	H1000					396.92	-							
Children's Services	Early Intervention	059	MMA001	General Medicaid	H1000		HD			46.88	-							
Children's Services	Early Intervention	059	MEI010	Early Intervention MA	H2000					1064.36	74							
Children's Services	Early Intervention	059	MEI015	Early Intervention Non-MA	H2000					1064.36	629							
Children's Services	Early Intervention	059	MEI010	Early Intervention MA	S9446					21.72	23							

State of Rhode Island Office of the Health Insurance Commissioner Appendix 1A Regional Commercial Allowed Benchmarks											Commercial Allowed					
Major Service Category	Detailed Service Category	Billing Provider Code	Program Indicator Code	Program Description	Proc Code	Mod 1	Mod 2	Mod 3	Mod 4	Current Rate	SFY 2022 FFS Units	10 th	25 th	50 th	75 th	90 th
												Percentile	Percentile	Percentile	Percentile	Percentile
Children's Services	Early Intervention	059	MEI015	Early Intervention Non-MA	S9446					21.72	261					
Children's Services	Early Intervention	059	MEI015	Early Intervention Non-MA	S9446	GO				21.72	12					
Children's Services	Early Intervention	059	MEI015	Early Intervention Non-MA	S9446	TF				21.72	64					
Children's Services	Early Intervention	059	MEI010	Early Intervention MA	S9446	TF				21.72	16					
Children's Services	Early Intervention	059	MEI015	Early Intervention Non-MA	S9446	TG				27.83	411					
Children's Services	Early Intervention	059	MEI010	Early Intervention MA	S9446	TG				27.83	12					
Children's Services	Early Intervention	059	MEI010	Early Intervention MA	T1013					25.59	222					
Children's Services	Early Intervention	059	MEI015	Early Intervention Non-MA	T1013					25.59	474					
Children's Services	Early Intervention	059	MEI010	Early Intervention MA	T1013	TL				25.59	49					
Children's Services	Early Intervention	059	MEI015	Early Intervention Non-MA	T1013	TL				25.59	117					
Children's Services	Early Intervention	059	MEI010	Early Intervention MA	T1016					25.35	1,260					
Children's Services	Early Intervention	059	MEI015	Early Intervention Non-MA	T1016					25.35	8,230					
Children's Services	Early Intervention	059	MEI010	Early Intervention MA	T1016	TF				50.69	510					
Children's Services	Early Intervention	059	MEI015	Early Intervention Non-MA	T1016	TF				50.69	3,728					
Children's Services	Early Intervention	059	MEI015	Early Intervention Non-MA	T1016	TG				76.04	296					
Children's Services	Early Intervention	059	MEI010	Early Intervention MA	T1016	TG				76.04	73					
Children's Services	Early Intervention	059	MEI010	Early Intervention MA	T1023					228.11	68					
Children's Services	Early Intervention	059	MEI015	Early Intervention Non-MA	T1023					228.11	584					
Children's Services	Early Intervention	059	MEI010	Early Intervention MA	T1023	TL				50.69	72					
Children's Services	Early Intervention	059	MEI015	Early Intervention Non-MA	T1023	TL				50.69	589					
Children's Services	Early Intervention	059	MEI010	Early Intervention MA	T1024					43.44	1,344	33.84	33.84	33.84	33.84	33.84
Children's Services	Early Intervention	059	MEI015	Early Intervention Non-MA	T1024					43.44	12,581	33.84	33.84	33.84	33.84	33.84
Children's Services	Early Intervention	059	MEI010	Early Intervention MA	T1024	AE				43.44	38					
Children's Services	Early Intervention	059	MEI015	Early Intervention Non-MA	T1024	AE				43.44	148					
Children's Services	Early Intervention	059	MEI015	Early Intervention Non-MA	T1024	AJ				43.44	68	33.84	33.84	33.84	33.84	33.84
Children's Services	Early Intervention	059	MEI010	Early Intervention MA	T1024	GN				43.44	1,043	29.96	31.47	33.84	33.84	33.84
Children's Services	Early Intervention	059	MEI015	Early Intervention Non-MA	T1024	GN				43.44	9,665	29.96	31.47	33.84	33.84	33.84
Children's Services	Early Intervention	059	MEI010	Early Intervention MA	T1024	GO				43.44	1,032	29.96	33.84	33.84	33.84	33.84
Children's Services	Early Intervention	059	MEI015	Early Intervention Non-MA	T1024	GO				43.44	4,849	29.96	33.84	33.84	33.84	33.84
Children's Services	Early Intervention	059	MEI010	Early Intervention MA	T1024	GP				43.44	937	29.96	33.84	33.84	33.84	33.84
Children's Services	Early Intervention	059	MEI015	Early Intervention Non-MA	T1024	GP				43.44	2,496	29.96	33.84	33.84	33.84	33.84
Children's Services	Early Intervention	059	MEI010	Early Intervention MA	T1024	HN				29.70	647	33.84	33.84	33.84	33.84	33.84
Children's Services	Early Intervention	059	MEI015	Early Intervention Non-MA	T1024	HN				29.70	3,516	33.84	33.84	33.84	33.84	33.84
Children's Services	Early Intervention	059	MEI015	Early Intervention Non-MA	T1024	TD				43.44	242	33.84	33.84	33.84	33.84	33.84
Children's Services	Early Intervention	059	MEI010	Early Intervention MA	T1024	TD				43.44	100	33.84	33.84	33.84	33.84	33.84
Children's Services	Early Intervention	059	MEI015	Early Intervention Non-MA	T1024	TG				43.44	54					
Children's Services	Early Intervention	059	MEI010	Early Intervention MA	T1024	TG				43.44	10					
Children's Services	Early Intervention	059	MEI010	Early Intervention MA	T1024	TG	HO			43.44	10					
Children's Services	Early Intervention	059	MEI015	Early Intervention Non-MA	T1024	TL	HO			43.44	71					
Children's Services	Early Intervention	059	MEI010	Early Intervention MA	T1024	TL	HO			43.44	17					
Children's Services	Early Intervention	059	MEI010	Early Intervention MA	T1027					43.44	1,120					
Children's Services	Early Intervention	059	MEI015	Early Intervention Non-MA	T1027					43.44	10,877					
Children's Services	Early Intervention	059	MEI010	Early Intervention MA	T1027	AE				43.44	77					
Children's Services	Early Intervention	059	MEI015	Early Intervention Non-MA	T1027	AE				43.44	255					
Children's Services	Early Intervention	059	MEI010	Early Intervention MA	T1027	AJ				43.44	23					
Children's Services	Early Intervention	059	MEI015	Early Intervention Non-MA	T1027	AJ				43.44	217					
Children's Services	Early Intervention	059	MEI010	Early Intervention MA	T1027	GN				43.44	1,094					
Children's Services	Early Intervention	059	MEI015	Early Intervention Non-MA	T1027	GN				43.44	13,088					
Children's Services	Early Intervention	059	MEI010	Early Intervention MA	T1027	GO				43.44	948					
Children's Services	Early Intervention	059	MEI015	Early Intervention Non-MA	T1027	GO				43.44	4,766					
Children's Services	Early Intervention	059	MEI010	Early Intervention MA	T1027	GP				43.44	1,467					
Children's Services	Early Intervention	059	MEI015	Early Intervention Non-MA	T1027	GP				43.44	5,407					
Children's Services	Early Intervention	059	MEI010	Early Intervention MA	T1027	HN				29.70	340					
Children's Services	Early Intervention	059	MEI015	Early Intervention Non-MA	T1027	HN				29.70	2,672					
Children's Services	Early Intervention	059	MEI010	Early Intervention MA	T1027	TD				43.44	117					
Children's Services	Early Intervention	059	MEI015	Early Intervention Non-MA	T1027	TD				43.44	201					
Children's Services	Early Intervention	059	MEI015	Early Intervention Non-MA	T1027	TG				43.44	83					

State of Rhode Island Office of the Health Insurance Commissioner Appendix 1A Regional Commercial Allowed Benchmarks											Commercial Allowed					
Major Service Category	Detailed Service Category	Billing Provider Code	Program Indicator Code	Program Description	Proc Code	Mod 1	Mod 2	Mod 3	Mod 4	Current Rate	SFY 2022 FFS Units	10 th	25 th	50 th	75 th	90 th
												Percentile	Percentile	Percentile	Percentile	Percentile
Children's Services	Early Intervention	059	MEI010	Early Intervention MA	T1027	TG				43.44	24					
Children's Services	Early Intervention	059	MEI015	Early Intervention Non-MA	T1027	TG	HO			43.44	30					
Children's Services	Early Intervention	059	MEI010	Early Intervention MA	T2004					14.49	2					
Children's Services	Early Intervention	059	MEI015	Early Intervention Non-MA	V2799					43.44	4					
Children's Services	Early Intervention	059	MEI010	Early Intervention MA	V2799					43.44	-					
Children's Services	Home/Center Based Therapeutic Services	080	MMA001	General Medicaid	90791					110.00	1	119.00	122.57	134.59	156.57	183.25
Children's Services	Home/Center Based Therapeutic Services	080	MMA001	General Medicaid	90834					80.00	3	75.64	77.22	88.86	99.97	135.00
Children's Services	Home/Center Based Therapeutic Services	080	MMA001	General Medicaid	90837					80.00	9	88.58	107.69	120.15	132.09	150.00
Children's Services	Home/Center Based Therapeutic Services	080	MMA001	General Medicaid	90847					80.00	2	86.81	87.07	91.67	105.23	131.98
Children's Services	Home/Center Based Therapeutic Services	080	MMA001	General Medicaid	90853					14.40	9	23.79	29.42	39.23	60.00	101.75
Children's Services	Home/Center Based Therapeutic Services	080	MCE030	Cedar Direct- Kids Connect	97150					8.00	210,588					
Children's Services	Home/Center Based Therapeutic Services	080	MCE030	Cedar Direct- Kids Connect	97150	HA				16.00	19,819					
Children's Services	Home/Center Based Therapeutic Services	080	MCE025	Cedar Direct For HBTS And PAS	H0046					36.00	11,986					
Children's Services	Home/Center Based Therapeutic Services	080	MCE025	Cedar Direct For HBTS And PAS	H0046	HN				15.68	162					
Children's Services	Home/Center Based Therapeutic Services	080	MCE025	Cedar Direct For HBTS And PAS	H0046	HO				55.00	15,566					
Children's Services	Home/Center Based Therapeutic Services	080	MCE025	Cedar Direct For HBTS And PAS	H0046	HO	U1			27.50	6,493					
Children's Services	Home/Center Based Therapeutic Services	080	MCE025	Cedar Direct For HBTS And PAS	H0046	HO	XP			55.00	28					
Children's Services	Home/Center Based Therapeutic Services	080	MCE025	Cedar Direct For HBTS And PAS	H0046	HP				65.00	2					
Children's Services	Home/Center Based Therapeutic Services	080	MCE025	Cedar Direct For HBTS And PAS	H0046	HP	U1			32.50	8					
Children's Services	Home/Center Based Therapeutic Services	080	MCE025	Cedar Direct For HBTS And PAS	H0046	U1				18.00	3,359					
Children's Services	Home/Center Based Therapeutic Services	080	MCE030	Cedar Direct- Kids Connect	H2000					330.00	83					
Children's Services	Home/Center Based Therapeutic Services	080	MCE025	Cedar Direct For HBTS And PAS	H2014					27.50	1,442					
Children's Services	Home/Center Based Therapeutic Services	080	MCE025	Cedar Direct For HBTS And PAS	H2014	HO				27.50	8,261					
Children's Services	Home/Center Based Therapeutic Services	080	MCE025	Cedar Direct For HBTS And PAS	H2014	HP				32.50	12					
Children's Services	Home/Center Based Therapeutic Services	080	MCE025	Cedar Direct For HBTS And PAS	H2016					4.95	91,892					
Children's Services	Home/Center Based Therapeutic Services	080	MCE030	Cedar Direct- Kids Connect	H2021					40.00	545					
Children's Services	Home/Center Based Therapeutic Services	080	MCE025	Cedar Direct For HBTS And PAS	S9446					20.00	757					
Children's Services	Home/Center Based Therapeutic Services	080	MRP019	ICF/MR Respite Waiver	T1005					9.00	63,253					
Children's Services	Home/Center Based Therapeutic Services	080	MRP020	Hospital/SNF Respite Waiver	T1005					9.00	659					
Children's Services	Home/Center Based Therapeutic Services	080	MRP021	Psych Hospital Respite Waiver	T1005					9.00	72					
Children's Services	Home/Center Based Therapeutic Services	080	MRP019	ICF/MR Respite Waiver	T1005	UN				2.30	5,565					
Children's Services	Home/Center Based Therapeutic Services	080	MRP019	ICF/MR Respite Waiver	T1005	UP				2.30	228					
Children's Services	Home/Center Based Therapeutic Services	080	MCE025	Cedar Direct For HBTS And PAS	T1013					25.00	35					
Children's Services	Home/Center Based Therapeutic Services	080	MCE025	Cedar Direct For HBTS And PAS	T1013	U1				25.00	11					
Children's Services	Home/Center Based Therapeutic Services	080	MCE025	Cedar Direct For HBTS And PAS	T1016					16.00	50,931					
Children's Services	Home/Center Based Therapeutic Services	080	MCE025	Cedar Direct For HBTS And PAS	T1016	U1				13.50	38,923					
Children's Services	Home/Center Based Therapeutic Services	080	MCE025	Cedar Direct For HBTS And PAS	T1019					11.25	5,850					
Children's Services	Home/Center Based Therapeutic Services	080	MCE025	Cedar Direct For HBTS And PAS	T1019	TF				11.25	30,147					
Children's Services	Home/Center Based Therapeutic Services	080	MCE025	Cedar Direct For HBTS And PAS	T1019	TG				11.25	354,225					
Children's Services	Home/Center Based Therapeutic Services	080	MCE025	Cedar Direct For HBTS And PAS	T1023	U1				330.00	213					
Children's Services	Home/Center Based Therapeutic Services	080	MCE025	Cedar Direct For HBTS And PAS	T1024					31.00	55,709	33.84	33.84	33.84	33.84	33.84
Children's Services	Home/Center Based Therapeutic Services	080	MCE025	Cedar Direct For HBTS And PAS	T1024	U1				15.50	41,789					
Children's Services	Home/Center Based Therapeutic Services	080	MCE025	Cedar Direct For HBTS And PAS	T1024	XP				31.00	13					
Children's Services	Home/Center Based Therapeutic Services	080	MCE025	Cedar Direct For HBTS And PAS	T1027					27.50	16,122					
Children's Services	Home/Center Based Therapeutic Services	080	MRP019	ICF/MR Respite Waiver	T2024					220.00	213					
Children's Services	Home/Center Based Therapeutic Services	080	MRP020	Hospital/SNF Respite Waiver	T2024					220.00	1					
Children's Services	Home/Center Based Therapeutic Services	080	MRP021	Psych Hospital Respite Waiver	T2024					220.00	2					

- Notes**
- Services included are limited to those listed in Appendix 1 of the Reimbursement Rates Report.
 - The Rhode Island Medicaid FFS rates are effective as of July 1, 2023, and the time period represented by the benchmarks is prior to this date.
 - Regional commercial benchmark data was limited to calendar year 2021 and experience within Rhode Island, Massachusetts, and Connecticut.
 - Limited insight into service requirements is available for payers included in this claims-based benchmarking approach. Differences in service requirements or rate payment structure may contribute to the reimbursement variances noted in this report.
 - Benchmarks are subject to data availability. Not all Medicaid services within a service category are benchmarked. See the Methodology section of the accompanying "Private Payer, Medicare, and Medicaid MCO Rate Benchmarks" report for further information.
 - Commercial benchmark data was sourced from the Milliman Consolidated Health Cost Guidelines™ Sources Database (CHSD). Several national and regional health plans contribute their annual enrollment and claims detail to this database with over 75 million commercially insured lives.
 - Procedure code for CRAFT services represents a revenue code.
 - The current rate for Cedar T1023 represents the rate effective July 1, 2021.

APPENDIX 1B

Regional commercial billed benchmarks: Procedure code

State of Rhode Island Office of the Health Insurance Commissioner Appendix 1B Regional Commercial Billed Benchmarks											Commercial Billed					
Major Service Category	Detailed Service Category	Billing Provider Code	Program Indicator Code	Program Description	Proc Code	Mod 1	Mod 2	Mod 3	Mod 4	Current Rate	SFY 2022 FFS Units	10 th Percentile	25 th Percentile	50 th Percentile	75 th Percentile	90 th Percentile
Behavioral Health Providers	BHDDH Behavioral Health Group	066	MBH015	Behavioral Services Non-DCYF	90791					150.00	5	134.59	134.59	175.00	200.00	300.00
Behavioral Health Providers	BHDDH Behavioral Health Group	066	MMH015	Adult Mental Health	90791	AJ				131.75	100	150.00	160.00	200.00	250.00	373.00
Behavioral Health Providers	BHDDH Behavioral Health Group	066	MMH015	Adult Mental Health	90791	HF				108.50	17					
Behavioral Health Providers	BHDDH Behavioral Health Group	066	MMH015	Adult Mental Health	90791	HO				131.75	115	140.00	160.00	200.00	277.00	400.00
Behavioral Health Providers	BHDDH Behavioral Health Group	066	MMH015	Adult Mental Health	90791	TD				124.00	110					
Behavioral Health Providers	BHDDH Behavioral Health Group	066	MMH015	Adult Mental Health	90791	UA				116.25	40					
Behavioral Health Providers	BHDDH Behavioral Health Group	066	MMH015	Adult Mental Health	90792					294.35	62	176.85	250.00	300.00	350.00	450.00
Behavioral Health Providers	BHDDH Behavioral Health Group	066	MMA001	General Medicaid	90792					120.00	2	176.85	250.00	300.00	350.00	450.00
Behavioral Health Providers	BHDDH Behavioral Health Group	066	MMH015	Adult Mental Health	90792	TD	TF			250.20	11					
Behavioral Health Providers	BHDDH Behavioral Health Group	066	MBH015	Behavioral Services Non-DCYF	90832					47.50	10	75.00	100.00	102.00	150.00	180.00
Behavioral Health Providers	BHDDH Behavioral Health Group	066	MMH015	Adult Mental Health	90832	AJ				52.50	82	80.00	95.00	102.00	150.00	180.00
Behavioral Health Providers	BHDDH Behavioral Health Group	066	MMH015	Adult Mental Health	90832	HF				45.50	161					
Behavioral Health Providers	BHDDH Behavioral Health Group	066	MMH015	Adult Mental Health	90832	HO				52.50	281	70.00	80.00	124.00	180.00	185.00
Behavioral Health Providers	BHDDH Behavioral Health Group	066	MMH015	Adult Mental Health	90832	UA				49.00	252					
Behavioral Health Providers	BHDDH Behavioral Health Group	066	MMA001	General Medicaid	90833					25.18	12	63.73	75.00	100.00	135.00	163.00
Behavioral Health Providers	BHDDH Behavioral Health Group	066	MMH015	Adult Mental Health	90833					42.00	16	63.73	75.00	100.00	135.00	163.00
Behavioral Health Providers	BHDDH Behavioral Health Group	066	MMH015	Adult Mental Health	90833	TD	TF			37.50	1					
Behavioral Health Providers	BHDDH Behavioral Health Group	066	MBH015	Behavioral Services Non-DCYF	90834					71.25	52	75.64	100.00	125.00	150.00	200.00
Behavioral Health Providers	BHDDH Behavioral Health Group	066	MMH015	Adult Mental Health	90834	AJ				72.00	178	100.00	120.00	130.00	150.00	181.00
Behavioral Health Providers	BHDDH Behavioral Health Group	066	MMH015	Adult Mental Health	90834	HF				62.40	202					
Behavioral Health Providers	BHDDH Behavioral Health Group	066	MMH015	Adult Mental Health	90834	HO				72.00	577	90.00	105.00	120.00	145.00	180.00
Behavioral Health Providers	BHDDH Behavioral Health Group	066	MMH015	Adult Mental Health	90834	UA				67.20	400					
Behavioral Health Providers	BHDDH Behavioral Health Group	066	MMA001	General Medicaid	90836					40.87	6	100.00	125.00	165.00	200.00	240.00
Behavioral Health Providers	BHDDH Behavioral Health Group	066	MBH015	Behavioral Services Non-DCYF	90837					95.00	1	109.08	125.00	150.00	170.00	200.00
Behavioral Health Providers	BHDDH Behavioral Health Group	066	MMH015	Adult Mental Health	90837	AJ				75.00	60	105.00	135.00	150.00	165.00	210.00
Behavioral Health Providers	BHDDH Behavioral Health Group	066	MMH015	Adult Mental Health	90837	HF				65.00	27					
Behavioral Health Providers	BHDDH Behavioral Health Group	066	MMH015	Adult Mental Health	90837	HO				75.00	189	105.00	125.00	150.00	165.00	220.00
Behavioral Health Providers	BHDDH Behavioral Health Group	066	MMH015	Adult Mental Health	90837	UA				70.00	137					
Behavioral Health Providers	BHDDH Behavioral Health Group	066	MMH015	Adult Mental Health	90846	AJ				90.00	1	83.53	110.00	150.00	200.00	250.00
Behavioral Health Providers	BHDDH Behavioral Health Group	066	MMH015	Adult Mental Health	90847					67.50	1					
Behavioral Health Providers	BHDDH Behavioral Health Group	066	MMH015	Adult Mental Health	90847	HO				96.00	1	86.81	110.00	125.00	150.00	200.00
Behavioral Health Providers	BHDDH Behavioral Health Group	066	MMH015	Adult Mental Health	90847	UA				72.00	2	90.00	125.00	140.00	150.00	180.00
Behavioral Health Providers	BHDDH Behavioral Health Group	066	MMH015	Adult Mental Health	90847	UA				67.20	2					
Behavioral Health Providers	BHDDH Behavioral Health Group	066	MMH015	Adult Mental Health	90853					48.00	1	29.42	40.00	60.00	100.00	650.00
Behavioral Health Providers	BHDDH Behavioral Health Group	066	MMH015	Adult Mental Health	90853	AJ				36.00	2					
Behavioral Health Providers	BHDDH Behavioral Health Group	066	MMH015	Adult Mental Health	90853	HF				31.20	89					
Behavioral Health Providers	BHDDH Behavioral Health Group	066	MMH015	Adult Mental Health	90853	HO				36.00	34					
Behavioral Health Providers	BHDDH Behavioral Health Group	066	MMH015	Adult Mental Health	90853	UA				33.60	21					
Behavioral Health Providers	BHDDH Behavioral Health Group	066	MMA001	General Medicaid	99203					29.00	6	133.51	200.00	250.00	320.00	387.26
Behavioral Health Providers	BHDDH Behavioral Health Group	066	MMA001	General Medicaid	99204					45.00	8	203.68	325.00	400.00	500.00	651.75
Behavioral Health Providers	BHDDH Behavioral Health Group	066	MMA001	General Medicaid	99205					46.00	2	275.00	403.60	527.00	656.00	861.00
Behavioral Health Providers	BHDDH Behavioral Health Group	066	MMH015	Adult Mental Health	99211					8.05	126	39.00	55.63	65.00	77.00	125.00
Behavioral Health Providers	BHDDH Behavioral Health Group	066	MMH015	Adult Mental Health	99211	TD				7.50	4,569					
Behavioral Health Providers	BHDDH Behavioral Health Group	066	MMH015	Adult Mental Health	99212					56.00	7	62.00	93.42	122.00	144.00	192.00
Behavioral Health Providers	BHDDH Behavioral Health Group	066	MMA001	General Medicaid	99213					20.64	26	89.10	143.00	195.00	225.00	263.76
Behavioral Health Providers	BHDDH Behavioral Health Group	066	MMH015	Adult Mental Health	99213					78.00	193	89.10	143.00	195.00	225.00	263.76
Behavioral Health Providers	BHDDH Behavioral Health Group	066	MMH015	Adult Mental Health	99213	TD	TF			66.30	58					
Behavioral Health Providers	BHDDH Behavioral Health Group	066	MMA001	General Medicaid	99214					27.00	49	145.00	225.00	290.00	334.00	405.00
Behavioral Health Providers	BHDDH Behavioral Health Group	066	MMH015	Adult Mental Health	99214					118.00	242	145.00	225.00	290.00	334.00	405.00
Behavioral Health Providers	BHDDH Behavioral Health Group	066	MMH015	Adult Mental Health	99214	TD	TF			100.30	65					
Behavioral Health Providers	BHDDH Behavioral Health Group	066	MMH015	Adult Mental Health	99215					148.00	15	220.00	315.00	398.00	471.00	609.00
Behavioral Health Providers	BHDDH Behavioral Health Group	066	MMH015	Adult Mental Health	99215	TD	TF			125.80	2					
Behavioral Health Providers	BHDDH Behavioral Health Group	066	MBH015	Behavioral Services Non-DCYF	H0004	AJ				16.25	787					
Behavioral Health Providers	BHDDH Behavioral Health Group	066	MBH015	Behavioral Services Non-DCYF	H0004	HO				16.25	252					
Behavioral Health Providers	BHDDH Behavioral Health Group	066	MBH015	Behavioral Services Non-DCYF	H0004	HO	HR			18.75	36					
Behavioral Health Providers	BHDDH Behavioral Health Group	066	MBH015	Behavioral Services Non-DCYF	H0004	HO	HS			18.75	10					
Behavioral Health Providers	BHDDH Behavioral Health Group	066	MBH015	Behavioral Services Non-DCYF	H0004	HQ	AJ			5.00	4					

**State of Rhode Island
Office of the Health Insurance Commissioner
Appendix 1B
Regional Commercial Billed Benchmarks**

												Commercial Billed				
Major Service Category	Detailed Service Category	Billing Provider Code	Program Indicator Code	Program Description	Proc Code	Mod 1	Mod 2	Mod 3	Mod 4	Current Rate	SFY 2022 FFS Units	10 th Percentile	25 th Percentile	50 th Percentile	75 th Percentile	90 th Percentile
Behavioral Health Providers	BHDDH Behavioral Health Group	066	MBH015	Behavioral Services Non-DCYF	H0004	HQ	HO			5.00	4					
Behavioral Health Providers	BHDDH Behavioral Health Group	066	MBH015	Behavioral Services Non-DCYF	H0031	AJ				100.00	30					
Behavioral Health Providers	BHDDH Behavioral Health Group	066	MBH015	Behavioral Services Non-DCYF	H0031	HO				100.00	7					
Behavioral Health Providers	BHDDH Behavioral Health Group	066	MBH015	Behavioral Services Non-DCYF	H2010					30.00	28					
Behavioral Health Providers	Children's Behavioral Health Group	047	MMA001	General Medicaid	90785					2.89	22	15.00	20.00	25.00	26.05	45.00
Behavioral Health Providers	Children's Behavioral Health Group	047	MBH015	Behavioral Services Non-DCYF	90791					150.00	31	134.59	134.59	175.00	200.00	300.00
Behavioral Health Providers	Children's Behavioral Health Group	047	MBH015	Behavioral Services Non-DCYF	90791	HP				125.00	9					
Behavioral Health Providers	Children's Behavioral Health Group	047	MBH015	Behavioral Services Non-DCYF	90832					47.50	3	75.00	100.00	102.00	150.00	180.00
Behavioral Health Providers	Children's Behavioral Health Group	047	MMA001	General Medicaid	90832					37.98	1	75.00	100.00	102.00	150.00	180.00
Behavioral Health Providers	Children's Behavioral Health Group	047	MBH015	Behavioral Services Non-DCYF	90832	HP				40.00	8					
Behavioral Health Providers	Children's Behavioral Health Group	047	MBH015	Behavioral Services Non-DCYF	90834					71.25	43	75.64	100.00	125.00	150.00	200.00
Behavioral Health Providers	Children's Behavioral Health Group	047	MBH015	Behavioral Services Non-DCYF	90834	HP				60.00	19					
Behavioral Health Providers	Children's Behavioral Health Group	047	MMA001	General Medicaid	90836					40.87	1	100.00	125.00	165.00	200.00	240.00
Behavioral Health Providers	Children's Behavioral Health Group	047	MBH015	Behavioral Services Non-DCYF	90837					95.00	19	109.08	125.00	150.00	170.00	200.00
Behavioral Health Providers	Children's Behavioral Health Group	047	MBH015	Behavioral Services Non-DCYF	90837	HP				80.00	17					
Behavioral Health Providers	Children's Behavioral Health Group	047	MMA001	General Medicaid	90838					65.84	1	124.74	150.00	200.00	225.00	300.00
Behavioral Health Providers	Children's Behavioral Health Group	047	MBH015	Behavioral Services Non-DCYF	90846	HP				90.00	10					
Behavioral Health Providers	Children's Behavioral Health Group	047	MBH015	Behavioral Services Non-DCYF	90847	HP				90.00	46					
Behavioral Health Providers	Children's Behavioral Health Group	047	MMA001	General Medicaid	96132					76.57	1	140.58	140.58	160.58	250.00	345.00
Behavioral Health Providers	Children's Behavioral Health Group	047	MMA001	General Medicaid	96133					58.41	4	105.56	105.56	140.00	240.00	300.00
Behavioral Health Providers	Children's Behavioral Health Group	047	MMA001	General Medicaid	96136					27.45	1	49.79	49.79	60.00	125.00	160.00
Behavioral Health Providers	Children's Behavioral Health Group	047	MMA001	General Medicaid	96137					25.39	5	46.22	46.22	55.04	125.00	150.00
Behavioral Health Providers	Children's Behavioral Health Group	047	MMA001	General Medicaid	99204					45.00	1	203.68	325.00	400.00	500.00	651.75
Behavioral Health Providers	Children's Behavioral Health Group	047	MMA001	General Medicaid	99213					20.64	1	89.10	143.00	195.00	225.00	263.76
Behavioral Health Providers	Children's Behavioral Health Group	047	MMA001	General Medicaid	99214					27.00	2	145.00	225.00	290.00	334.00	405.00
Behavioral Health Providers	Children's Behavioral Health Group	047	MMA001	General Medicaid	99221					38.18	1					
Behavioral Health Providers	Children's Behavioral Health Group	047	MMA001	General Medicaid	99222					44.00	3					
Behavioral Health Providers	Children's Behavioral Health Group	047	MMA001	General Medicaid	99223					46.00	5					
Behavioral Health Providers	Children's Behavioral Health Group	047	MMA001	General Medicaid	99231					17.00	14					
Behavioral Health Providers	Children's Behavioral Health Group	047	MMA001	General Medicaid	99232					29.72	30					
Behavioral Health Providers	Children's Behavioral Health Group	047	MMA001	General Medicaid	99233					29.72	18					
Behavioral Health Providers	Children's Behavioral Health Group	047	MMA001	General Medicaid	99238					34.88	1					
Behavioral Health Providers	Children's Behavioral Health Group	047	MMA001	General Medicaid	99285					92.55	3					
Behavioral Health Providers	Children's Behavioral Health Group	047	MBH015	Behavioral Services Non-DCYF	H0004	AJ				16.25	109					
Behavioral Health Providers	Children's Behavioral Health Group	047	MBH010	Behavioral Health Services DHS	H0031	HO	H9			70.00	26					
Behavioral Health Providers	Children's Behavioral Health Group	047	MBH010	Behavioral Health Services DHS	H0031	HP	H9			80.00	27					
Behavioral Health Providers	CMHC - ACT	061	MBA010	Assertive Community Treatment	H0040					41.65	140,677					
Behavioral Health Providers	CMHC - IHH	061	MBI010	Integrated Health Home	H0037					13.82	607,652					
Behavioral Health Providers	CMHC - MHPRR	061	MMH015	Adult Mental Health	H0019					85.00	1					
Behavioral Health Providers	CMHC - MHPRR	061	MMH015	Adult Mental Health	H0019	U1				85.00	4,751					
Behavioral Health Providers	CMHC - MHPRR	061	MMH015	Adult Mental Health	H0019	U3				125.00	11,137					
Behavioral Health Providers	CMHC - MHPRR	061	MMH015	Adult Mental Health	H0019	U4				125.00	32,029					
Behavioral Health Providers	CMHC - MHPRR	061	MMH015	Adult Mental Health	H0019	U5				175.00	3,540					
Behavioral Health Providers	CMHC - Other	061	MMH015	Adult Mental Health	90791	AJ				131.75	1					
Behavioral Health Providers	CMHC - Other	061	MMH015	Adult Mental Health	90791	HO				131.75	3					
Behavioral Health Providers	CMHC - Other	061	MMH015	Adult Mental Health	90791	UA				116.25	1					
Behavioral Health Providers	CMHC - Other	061	MMH015	Adult Mental Health	90792					294.35	1					
Behavioral Health Providers	CMHC - Other	061	MMH015	Adult Mental Health	90834	UA				67.20	1					
Behavioral Health Providers	CMHC - Other	061	MMH015	Adult Mental Health	99211					8.05	21					
Behavioral Health Providers	CMHC - Other	061	MMH015	Adult Mental Health	99211	TD				7.50	6					
Behavioral Health Providers	CMHC - Other	061	MMH015	Adult Mental Health	99213					78.00	1					
Behavioral Health Providers	CMHC - Other	061	MMH015	Adult Mental Health	99214					118.00	2					
Behavioral Health Providers	CMHC - Other	061	MBH090	Children's Intensive Services DHS	H0004					24.50	528					
Behavioral Health Providers	CMHC - Other	061	MDC080	Proj Connect & Residential Counsel	H0019	U5				532.38	2,000					
Behavioral Health Providers	CMHC - Other	061	MDC080	Proj Connect & Residential Counsel	H0019	U6				571.14	2,543					
Behavioral Health Providers	CMHC - Other	061	MDC080	Proj Connect & Residential Counsel	H0019	U7				580.26	2,470					
Behavioral Health Providers	CMHC - Other	061	MDC080	Proj Connect & Residential Counsel	H0019	U8				661.50	2,171					

State of Rhode Island Office of the Health Insurance Commissioner Appendix 1B Regional Commercial Billed Benchmarks											Commercial Billed					
Major Service Category	Detailed Service Category	Billing Provider Code	Program Indicator Code	Program Description	Proc Code	Mod 1	Mod 2	Mod 3	Mod 4	Current Rate	SFY 2022 FFS Units	10 th Percentile	25 th Percentile	50 th Percentile	75 th Percentile	90 th Percentile
Behavioral Health Providers	CMHC - Other	061	MMH015	Adult Mental Health	H0036	HN				21.25	4,193					
Behavioral Health Providers	CMHC - Other	061	MMA001	General Medicaid	H2001					223.50	12,856					
Behavioral Health Providers	CMHC - Other	061	MMA001	General Medicaid	H2011					22.50	2					
Behavioral Health Providers	CMHC - Other	061	MMH015	Adult Mental Health	H2011	U1				37.50	1,310					
Behavioral Health Providers	CMHC - Other	061	MBH090	Children's Intensive Services DHS	H2014					22.00	63					
Behavioral Health Providers	CMHC - Other	061	MDC080	Proj Connect & Residential Counsel	H2022					33.24	18,477					
Behavioral Health Providers	CMHC - Other	061	MMH015	Adult Mental Health	H2023					21.25	9,848					
Behavioral Health Providers	CMHC - Other	061	MBH090	Children's Intensive Services DHS	T1023					300.00	1					
Behavioral Health Providers	CMHC - Other	061	MMH010	Adult Mental Health	X0341					125.00	19					
Behavioral Health Providers	CMHC - Other	061	MAS010	Behavioral Health Acute	X0341	HH	TG			394.00	1,473					
Behavioral Health Providers	Emergency Behavioral Health Service	111	MBL010	Behavioral Healthcare Link	S9485					598.50	1,158					
Behavioral Health Providers	Licensed Therapist	017	MBH015	Behavioral Services Non-DCYF	90791					150.00	1	134.59	134.59	175.00	200.00	300.00
Behavioral Health Providers	Licensed Therapist	017	MBH015	Behavioral Services Non-DCYF	90834					71.25	33	75.64	100.00	125.00	150.00	200.00
Behavioral Health Providers	Licensed Therapist	017	MBH015	Behavioral Services Non-DCYF	90837					95.00	2	109.08	125.00	150.00	170.00	200.00
Behavioral Health Providers	Licensed Therapist	017	MBH015	Behavioral Services Non-DCYF	H0004	HO	HR			18.75	48					
Behavioral Health Providers	Other Therapies	073	MHP010	Hippotherapy	92507					29.00	238	88.92	100.00	120.00	140.00	180.00
Behavioral Health Providers	Other Therapies	073	MHP010	Hippotherapy	92508					19.00	76					
Behavioral Health Providers	Other Therapies	073	MHP010	Hippotherapy	92523					85.00	5					
Behavioral Health Providers	Other Therapies	073	MMA001	General Medicaid	92526					21.47	15	97.36	110.00	125.00	135.00	157.50
Behavioral Health Providers	Other Therapies	073	MMA001	General Medicaid	97035	GO				6.81	1	13.90	25.00	37.00	54.00	80.00
Behavioral Health Providers	Other Therapies	073	MHP010	Hippotherapy	97110					14.50	256	35.00	45.00	55.00	75.00	83.00
Behavioral Health Providers	Other Therapies	073	MHP010	Hippotherapy	97110	GO				14.50	2	33.72	36.56	60.00	81.53	86.00
Behavioral Health Providers	Other Therapies	073	MMA001	General Medicaid	97140	GO				9.29	2	31.29	45.00	62.44	75.00	91.00
Behavioral Health Providers	Other Therapies	073	MHP010	Hippotherapy	97150	GO				19.00	4					
Behavioral Health Providers	Other Therapies	073	MHP010	Hippotherapy	97165					85.00	5					
Behavioral Health Providers	Other Therapies	073	MHP010	Hippotherapy	97168					85.00	2					
Behavioral Health Providers	Other Therapies	073	MMA001	General Medicaid	97530					15.89	444	40.00	45.00	60.00	69.00	100.00
Behavioral Health Providers	Other Therapies	073	MMA001	General Medicaid	97530	GO				15.89	1	25.00	37.50	50.00	62.10	90.00
Behavioral Health Providers	Other Therapies	073	MMA001	General Medicaid	97535					10.73	50	40.00	45.00	47.00	55.00	86.00
Behavioral Health Providers	Other Therapies	073	MMA001	General Medicaid	99214					27.00	1	145.00	225.00	290.00	334.00	405.00
Behavioral Health Providers	Other Therapies	073	MHP010	Hippotherapy	H0046					36.00	20					
Behavioral Health Providers	Other Therapies	073	MHP010	Hippotherapy	H0046	HO				55.00	1,245					
Behavioral Health Providers	Other Therapies	073	MHP010	Hippotherapy	H2014					27.50	10					
Behavioral Health Providers	Other Therapies	073	MHP010	Hippotherapy	H2014	HO				27.50	488					
Behavioral Health Providers	Other Therapies	073	MHP015	Clubhouse	H2031					50.00	4,400					
Behavioral Health Providers	Other Therapies	073	MHP010	Hippotherapy	S9446					20.00	3,122					
Behavioral Health Providers	Other Therapies	073	MHP010	Hippotherapy	T1016					16.00	1,236					
Behavioral Health Providers	Other Therapies	073	MHP010	Hippotherapy	T1024					31.00	4,452	33.84	33.84	33.84	33.84	33.84
Behavioral Health Providers	Peer Recovery Services	109	MBP010	Peer Support Services-MH	H0038	U2				13.50	4,268					
Behavioral Health Providers	Peer Recovery Services	109	MBP010	Peer Support Services-MH	H0038	U2	HQ			4.00	10					
Behavioral Health Providers	Peer Recovery Services	109	MBP011	Peer Support Services-SA	H0038	U3				13.50	4,236					
Behavioral Health Providers	Peer Recovery Services	109	MBP011	Peer Support Services-SA	H0038	U3	HQ			4.00	726					
Behavioral Health Providers	Psychologist	030	MMA001	General Medicaid	90791					110.00	34	134.59	134.59	175.00	200.00	300.00
Behavioral Health Providers	Psychologist	030	MMA001	General Medicaid	90832					37.98	124	75.00	100.00	102.00	150.00	180.00
Behavioral Health Providers	Psychologist	030	MMA001	General Medicaid	90834					80.00	4	75.64	100.00	125.00	150.00	200.00
Behavioral Health Providers	Psychologist	030	MMA001	General Medicaid	90834	GT				48.92	4	100.00	120.00	140.00	160.00	200.00
Behavioral Health Providers	Psychologist	030	MMA001	General Medicaid	90837					80.00	5	109.08	125.00	150.00	170.00	200.00
Behavioral Health Providers	Psychologist	030	MMA001	General Medicaid	90847					80.00	2	86.81	110.00	125.00	150.00	200.00
Behavioral Health Providers	Psychologist	030	MMA001	General Medicaid	96130					68.11	1	125.44	125.44	125.44	175.00	250.00
Behavioral Health Providers	Psychologist	030	MMA001	General Medicaid	96131					51.81	1	96.46	96.46	96.46	150.00	235.00
Behavioral Health Providers	Psychologist	030	MMA001	General Medicaid	96132					76.57	27	140.58	140.58	160.58	250.00	345.00
Behavioral Health Providers	Psychologist	030	MMA001	General Medicaid	96133					58.41	60	105.56	105.56	140.00	240.00	300.00
Behavioral Health Providers	Psychologist	030	MMA001	General Medicaid	96136					27.45	14	49.79	49.79	60.00	125.00	160.00
Behavioral Health Providers	Psychologist	030	MMA001	General Medicaid	96137					25.39	62	46.22	46.22	55.04	125.00	150.00
Behavioral Health Providers	Psychologist	030	MMA001	General Medicaid	96138					22.29	12					
Behavioral Health Providers	Psychologist	030	MMA001	General Medicaid	96139					22.29	48	40.49	40.49	60.00	100.00	150.00
Behavioral Health Providers	Psychologist	030	MMA001	General Medicaid	99484					27.86	1					

State of Rhode Island Office of the Health Insurance Commissioner Appendix 1B Regional Commercial Billed Benchmarks																
												Commercial Billed				
Major Service Category	Detailed Service Category	Billing Provider Code	Program Indicator Code	Program Description	Proc Code	Mod 1	Mod 2	Mod 3	Mod 4	Current Rate	SFY 2022 FFS Units	10 th Percentile	25 th Percentile	50 th Percentile	75 th Percentile	90 th Percentile
Behavioral Health Providers	Substance Use Rehabilitation	060	MMA001	General Medicaid	80307					47.89	16	93.25	102.25	160.00	240.00	345.00
Behavioral Health Providers	Substance Use Rehabilitation	060	MMA001	General Medicaid	90791					110.00	3	134.59	134.59	175.00	200.00	300.00
Behavioral Health Providers	Substance Use Rehabilitation	060	MMA001	General Medicaid	90792					120.00	4	176.85	250.00	300.00	350.00	450.00
Behavioral Health Providers	Substance Use Rehabilitation	060	MMA001	General Medicaid	90832					37.98	3	75.00	100.00	102.00	150.00	180.00
Behavioral Health Providers	Substance Use Rehabilitation	060	MMA001	General Medicaid	90834					80.00	15	75.64	100.00	125.00	150.00	200.00
Behavioral Health Providers	Substance Use Rehabilitation	060	MMA001	General Medicaid	90834	95				48.92	2	100.00	120.00	150.00	180.00	250.00
Behavioral Health Providers	Substance Use Rehabilitation	060	MMA001	General Medicaid	90837					80.00	1	109.08	125.00	150.00	170.00	200.00
Behavioral Health Providers	Substance Use Rehabilitation	060	MMA001	General Medicaid	99204					45.00	2	203.68	325.00	400.00	500.00	651.75
Behavioral Health Providers	Substance Use Rehabilitation	060	MMA001	General Medicaid	99213					20.64	11	89.10	143.00	195.00	225.00	263.76
Behavioral Health Providers	Substance Use Rehabilitation	060	MMA001	General Medicaid	99214	95				27.00	2	185.00	245.00	289.53	345.00	455.00
Behavioral Health Providers	Substance Use Rehabilitation	060	MSA010	Substance Abuse Services	H0001					97.00	107					
Behavioral Health Providers	Substance Use Rehabilitation	060	MSA010	Substance Abuse Services	H0001	UD				97.00	36					
Behavioral Health Providers	Substance Use Rehabilitation	060	MSA010	Substance Abuse Services	H0004					17.94	4,837					
Behavioral Health Providers	Substance Use Rehabilitation	060	MSA010	Substance Abuse Services	H0004	UD				17.94	1,345					
Behavioral Health Providers	Substance Use Rehabilitation	060	MSA010	Substance Abuse Services	H0005					32.30	3,313					
Behavioral Health Providers	Substance Use Rehabilitation	060	MSA010	Substance Abuse Services	H0005	UD				32.30	2,509					
Behavioral Health Providers	Substance Use Rehabilitation	060	MSA010	Substance Abuse Services	H0015	HF				91.50	152					
Behavioral Health Providers	Substance Use Rehabilitation	060	MSA010	Substance Abuse Services	H0020					12.14	27,405					
Behavioral Health Providers	Substance Use Rehabilitation	060	MBO020	Opioid Treatment Program	H0037					7.64	41,054					
Behavioral Health Providers	Substance Use Rehabilitation	060	MSA010	Substance Abuse Services	H2036					91.50	29					
Children's Services	Cedar	082	MCE010	Cedar Center Services	T1023					900.00	55					
Children's Services	Cedar	082	MCE010	Cedar Center Services	H2000					220.00	-					
Children's Services	Cedar	082	MCE010	Cedar Center Services	H2021					20.00	-					
Children's Services	CRAFT	003	MMA001	General Medicaid	0154					496.60	30					
Children's Services	CRAFT	003	MMC010	Managed Care - RliteCare	0154					496.60	6,006					
Children's Services	Early Intervention	059	MEI015	Early Intervention Non-MA	92522					217.21	2					
Children's Services	Early Intervention	059	MEI015	Early Intervention Non-MA	92523					434.42	28					
Children's Services	Early Intervention	059	MEI010	Early Intervention MA	92523					434.42	1					
Children's Services	Early Intervention	059	MEI015	Early Intervention Non-MA	92523	52				217.21	65					
Children's Services	Early Intervention	059	MEI010	Early Intervention MA	92523	52				217.21	6					
Children's Services	Early Intervention	059	MEI015	Early Intervention Non-MA	97161					217.21	14	120.00	130.00	165.00	210.00	210.00
Children's Services	Early Intervention	059	MEI010	Early Intervention MA	97161					217.21	1	120.00	130.00	165.00	210.00	210.00
Children's Services	Early Intervention	059	MEI015	Early Intervention Non-MA	97162					217.21	26	130.00	150.00	177.00	210.00	248.00
Children's Services	Early Intervention	059	MEI010	Early Intervention MA	97162					217.21	2	130.00	150.00	177.00	210.00	248.00
Children's Services	Early Intervention	059	MEI015	Early Intervention Non-MA	97163					217.21	7					
Children's Services	Early Intervention	059	MEI010	Early Intervention MA	97165					217.21	1					
Children's Services	Early Intervention	059	MEI015	Early Intervention Non-MA	97165					217.21	79					
Children's Services	Early Intervention	059	MEI015	Early Intervention Non-MA	97166					217.21	43					
Children's Services	Early Intervention	059	MEI010	Early Intervention MA	97166					217.21	1					
Children's Services	Early Intervention	059	MEI015	Early Intervention Non-MA	97167					217.21	2					
Children's Services	Early Intervention	059	MEI010	Early Intervention MA	97167					217.21	1					
Children's Services	Early Intervention	059	MEI015	Early Intervention Non-MA	97168					217.21	2					
Children's Services	Early Intervention	059	MMA001	General Medicaid	99502					59.95	37					
Children's Services	Early Intervention	059	MMA001	General Medicaid	99502	AJ				67.85	2					
Children's Services	Early Intervention	059	MMA001	General Medicaid	99502	TD				85.86	155					
Children's Services	Early Intervention	059	MMA001	General Medicaid	99600					64.53	-					
Children's Services	Early Intervention	059	MMA001	General Medicaid	99600	HD				64.53	-					
Children's Services	Early Intervention	059	MMA001	General Medicaid	99600	U3				46.88	-					
Children's Services	Early Intervention	059	MMA001	General Medicaid	99600	U3 U4				46.88	-					
Children's Services	Early Intervention	059	MMA001	General Medicaid	99600	U4				64.53	-					
Children's Services	Early Intervention	059	MEI010	Early Intervention MA	H0046					68.79	49					
Children's Services	Early Intervention	059	MEI015	Early Intervention Non-MA	H0046					68.79	480					
Children's Services	Early Intervention	059	MMA001	General Medicaid	H1000					396.92	-					
Children's Services	Early Intervention	059	MMA001	General Medicaid	H1000	HD				46.88	-					
Children's Services	Early Intervention	059	MEI010	Early Intervention MA	H2000					1064.36	74					
Children's Services	Early Intervention	059	MEI015	Early Intervention Non-MA	H2000					1064.36	629					
Children's Services	Early Intervention	059	MEI010	Early Intervention MA	S9446					21.72	23					

State of Rhode Island Office of the Health Insurance Commissioner Appendix 1B Regional Commercial Billed Benchmarks											Commercial Billed					
Major Service Category	Detailed Service Category	Billing Provider Code	Program Indicator Code	Program Description	Proc Code	Mod 1	Mod 2	Mod 3	Mod 4	Current Rate	SFY 2022 FFS Units	10 th	25 th	50 th	75 th	90 th
												Percentile	Percentile	Percentile	Percentile	Percentile
Children's Services	Early Intervention	059	MEI015	Early Intervention Non-MA	S9446					21.72	261					
Children's Services	Early Intervention	059	MEI015	Early Intervention Non-MA	S9446					21.72	12					
Children's Services	Early Intervention	059	MEI015	Early Intervention Non-MA	S9446	GO				21.72	64					
Children's Services	Early Intervention	059	MEI010	Early Intervention MA	S9446	TF				21.72	16					
Children's Services	Early Intervention	059	MEI015	Early Intervention Non-MA	S9446	TG				27.83	411					
Children's Services	Early Intervention	059	MEI010	Early Intervention MA	S9446	TG				27.83	12					
Children's Services	Early Intervention	059	MEI010	Early Intervention MA	T1013					25.59	222					
Children's Services	Early Intervention	059	MEI015	Early Intervention Non-MA	T1013					25.59	474					
Children's Services	Early Intervention	059	MEI010	Early Intervention MA	T1013	TL				25.59	49					
Children's Services	Early Intervention	059	MEI015	Early Intervention Non-MA	T1013	TL				25.59	117					
Children's Services	Early Intervention	059	MEI010	Early Intervention MA	T1016					25.35	1,260					
Children's Services	Early Intervention	059	MEI015	Early Intervention Non-MA	T1016					25.35	8,230					
Children's Services	Early Intervention	059	MEI010	Early Intervention MA	T1016	TF				50.69	510					
Children's Services	Early Intervention	059	MEI015	Early Intervention Non-MA	T1016	TF				50.69	3,728					
Children's Services	Early Intervention	059	MEI015	Early Intervention Non-MA	T1016	TG				76.04	296					
Children's Services	Early Intervention	059	MEI010	Early Intervention MA	T1016	TG				76.04	73					
Children's Services	Early Intervention	059	MEI010	Early Intervention MA	T1023					228.11	68					
Children's Services	Early Intervention	059	MEI015	Early Intervention Non-MA	T1023					228.11	584					
Children's Services	Early Intervention	059	MEI010	Early Intervention MA	T1023	TL				50.69	72					
Children's Services	Early Intervention	059	MEI015	Early Intervention Non-MA	T1023	TL				50.69	589					
Children's Services	Early Intervention	059	MEI010	Early Intervention MA	T1024					43.44	1,344	33.84	33.84	33.84	33.84	33.84
Children's Services	Early Intervention	059	MEI015	Early Intervention Non-MA	T1024					43.44	12,581	33.84	33.84	33.84	33.84	33.84
Children's Services	Early Intervention	059	MEI010	Early Intervention MA	T1024	AE				43.44	38					
Children's Services	Early Intervention	059	MEI015	Early Intervention Non-MA	T1024	AE				43.44	148					
Children's Services	Early Intervention	059	MEI015	Early Intervention Non-MA	T1024	AJ				43.44	68	33.84	33.84	33.84	33.84	33.84
Children's Services	Early Intervention	059	MEI010	Early Intervention MA	T1024	GN				43.44	1,043	29.96	33.83	33.84	33.84	33.84
Children's Services	Early Intervention	059	MEI015	Early Intervention Non-MA	T1024	GN				43.44	9,665	29.96	33.83	33.84	33.84	33.84
Children's Services	Early Intervention	059	MEI010	Early Intervention MA	T1024	GO				43.44	1,032	29.96	33.84	33.84	33.84	33.84
Children's Services	Early Intervention	059	MEI015	Early Intervention Non-MA	T1024	GO				43.44	4,849	29.96	33.84	33.84	33.84	33.84
Children's Services	Early Intervention	059	MEI010	Early Intervention MA	T1024	GP				43.44	937	29.96	33.84	33.84	33.84	33.84
Children's Services	Early Intervention	059	MEI015	Early Intervention Non-MA	T1024	GP				43.44	2,496	29.96	33.84	33.84	33.84	33.84
Children's Services	Early Intervention	059	MEI010	Early Intervention MA	T1024	HN				29.70	647	33.84	33.84	33.84	33.84	33.84
Children's Services	Early Intervention	059	MEI015	Early Intervention Non-MA	T1024	HN				29.70	3,516	33.84	33.84	33.84	33.84	33.84
Children's Services	Early Intervention	059	MEI015	Early Intervention Non-MA	T1024	TD				43.44	242	33.84	33.84	33.84	33.84	33.84
Children's Services	Early Intervention	059	MEI010	Early Intervention MA	T1024	TD				43.44	100	33.84	33.84	33.84	33.84	33.84
Children's Services	Early Intervention	059	MEI015	Early Intervention Non-MA	T1024	TG				43.44	54					
Children's Services	Early Intervention	059	MEI010	Early Intervention MA	T1024	TG				43.44	10					
Children's Services	Early Intervention	059	MEI010	Early Intervention MA	T1024	TG	HO			43.44	10					
Children's Services	Early Intervention	059	MEI015	Early Intervention Non-MA	T1024	TL	HO			43.44	71					
Children's Services	Early Intervention	059	MEI010	Early Intervention MA	T1024	TL	HO			43.44	17					
Children's Services	Early Intervention	059	MEI010	Early Intervention MA	T1027					43.44	1,120					
Children's Services	Early Intervention	059	MEI015	Early Intervention Non-MA	T1027					43.44	10,877					
Children's Services	Early Intervention	059	MEI010	Early Intervention MA	T1027	AE				43.44	77					
Children's Services	Early Intervention	059	MEI015	Early Intervention Non-MA	T1027	AE				43.44	255					
Children's Services	Early Intervention	059	MEI010	Early Intervention MA	T1027	AJ				43.44	23					
Children's Services	Early Intervention	059	MEI015	Early Intervention Non-MA	T1027	AJ				43.44	217					
Children's Services	Early Intervention	059	MEI010	Early Intervention MA	T1027	GN				43.44	1,094					
Children's Services	Early Intervention	059	MEI015	Early Intervention Non-MA	T1027	GN				43.44	13,088					
Children's Services	Early Intervention	059	MEI010	Early Intervention MA	T1027	GO				43.44	948					
Children's Services	Early Intervention	059	MEI015	Early Intervention Non-MA	T1027	GO				43.44	4,766					
Children's Services	Early Intervention	059	MEI010	Early Intervention MA	T1027	GP				43.44	1,467					
Children's Services	Early Intervention	059	MEI015	Early Intervention Non-MA	T1027	GP				43.44	5,407					
Children's Services	Early Intervention	059	MEI010	Early Intervention MA	T1027	HN				29.70	340					
Children's Services	Early Intervention	059	MEI015	Early Intervention Non-MA	T1027	HN				29.70	2,672					
Children's Services	Early Intervention	059	MEI010	Early Intervention MA	T1027	TD				43.44	117					
Children's Services	Early Intervention	059	MEI015	Early Intervention Non-MA	T1027	TD				43.44	201					
Children's Services	Early Intervention	059	MEI015	Early Intervention Non-MA	T1027	TG				43.44	83					

State of Rhode Island Office of the Health Insurance Commissioner Appendix 1B Regional Commercial Billed Benchmarks											Commercial Billed					
Major Service Category	Detailed Service Category	Billing Provider Code	Program Indicator Code	Program Description	Proc Code	Mod 1	Mod 2	Mod 3	Mod 4	Current Rate	SFY 2022 FFS Units	10 th	25 th	50 th	75 th	90 th
												Percentile	Percentile	Percentile	Percentile	Percentile
Children's Services	Early Intervention	059	MEI010	Early Intervention MA	T1027	TG				43.44	24					
Children's Services	Early Intervention	059	MEI015	Early Intervention Non-MA	T1027	TG	HO			43.44	30					
Children's Services	Early Intervention	059	MEI010	Early Intervention MA	T2004					14.49	2					
Children's Services	Early Intervention	059	MEI015	Early Intervention Non-MA	V2799					43.44	4					
Children's Services	Early Intervention	059	MEI010	Early Intervention MA	V2799					43.44	-					
Children's Services	Home/Center Based Therapeutic Services	080	MMA001	General Medicaid	90791					110.00	1	134.59	134.59	175.00	200.00	300.00
Children's Services	Home/Center Based Therapeutic Services	080	MMA001	General Medicaid	90834					80.00	3	75.64	100.00	125.00	150.00	200.00
Children's Services	Home/Center Based Therapeutic Services	080	MMA001	General Medicaid	90837					80.00	9	109.08	125.00	150.00	170.00	200.00
Children's Services	Home/Center Based Therapeutic Services	080	MMA001	General Medicaid	90847					80.00	2	86.81	110.00	125.00	150.00	200.00
Children's Services	Home/Center Based Therapeutic Services	080	MMA001	General Medicaid	90853					14.40	9	29.42	40.00	60.00	100.00	650.00
Children's Services	Home/Center Based Therapeutic Services	080	MCE030	Cedar Direct- Kids Connect	97150					8.00	210,588					
Children's Services	Home/Center Based Therapeutic Services	080	MCE030	Cedar Direct- Kids Connect	97150	HA				16.00	19,819					
Children's Services	Home/Center Based Therapeutic Services	080	MCE025	Cedar Direct For HBTS And PAS	H0046					36.00	11,986					
Children's Services	Home/Center Based Therapeutic Services	080	MCE025	Cedar Direct For HBTS And PAS	H0046	HN				15.68	162					
Children's Services	Home/Center Based Therapeutic Services	080	MCE025	Cedar Direct For HBTS And PAS	H0046	HO				55.00	15,566					
Children's Services	Home/Center Based Therapeutic Services	080	MCE025	Cedar Direct For HBTS And PAS	H0046	HO	U1			27.50	6,493					
Children's Services	Home/Center Based Therapeutic Services	080	MCE025	Cedar Direct For HBTS And PAS	H0046	HO	XP			55.00	28					
Children's Services	Home/Center Based Therapeutic Services	080	MCE025	Cedar Direct For HBTS And PAS	H0046	HP				65.00	2					
Children's Services	Home/Center Based Therapeutic Services	080	MCE025	Cedar Direct For HBTS And PAS	H0046	HP	U1			32.50	8					
Children's Services	Home/Center Based Therapeutic Services	080	MCE025	Cedar Direct For HBTS And PAS	H0046	U1				18.00	3,359					
Children's Services	Home/Center Based Therapeutic Services	080	MCE030	Cedar Direct- Kids Connect	H2000					330.00	83					
Children's Services	Home/Center Based Therapeutic Services	080	MCE025	Cedar Direct For HBTS And PAS	H2014					27.50	1,442					
Children's Services	Home/Center Based Therapeutic Services	080	MCE025	Cedar Direct For HBTS And PAS	H2014	HO				27.50	8,261					
Children's Services	Home/Center Based Therapeutic Services	080	MCE025	Cedar Direct For HBTS And PAS	H2014	HP				32.50	12					
Children's Services	Home/Center Based Therapeutic Services	080	MCE025	Cedar Direct For HBTS And PAS	H2016					4.95	91,892					
Children's Services	Home/Center Based Therapeutic Services	080	MCE030	Cedar Direct- Kids Connect	H2021					40.00	545					
Children's Services	Home/Center Based Therapeutic Services	080	MCE025	Cedar Direct For HBTS And PAS	S9446					20.00	757					
Children's Services	Home/Center Based Therapeutic Services	080	MRP019	ICF/MR Respite Waiver	T1005					9.00	63,253					
Children's Services	Home/Center Based Therapeutic Services	080	MRP020	Hospital/SNF Respite Waiver	T1005					9.00	659					
Children's Services	Home/Center Based Therapeutic Services	080	MRP021	Psych Hospital Respite Waiver	T1005					9.00	72					
Children's Services	Home/Center Based Therapeutic Services	080	MRP019	ICF/MR Respite Waiver	T1005	UN				2.30	5,565					
Children's Services	Home/Center Based Therapeutic Services	080	MRP019	ICF/MR Respite Waiver	T1005	UP				2.30	228					
Children's Services	Home/Center Based Therapeutic Services	080	MCE025	Cedar Direct For HBTS And PAS	T1013					25.00	35					
Children's Services	Home/Center Based Therapeutic Services	080	MCE025	Cedar Direct For HBTS And PAS	T1013	U1				25.00	11					
Children's Services	Home/Center Based Therapeutic Services	080	MCE025	Cedar Direct For HBTS And PAS	T1016					16.00	50,931					
Children's Services	Home/Center Based Therapeutic Services	080	MCE025	Cedar Direct For HBTS And PAS	T1016	U1				13.50	38,923					
Children's Services	Home/Center Based Therapeutic Services	080	MCE025	Cedar Direct For HBTS And PAS	T1019					11.25	5,850					
Children's Services	Home/Center Based Therapeutic Services	080	MCE025	Cedar Direct For HBTS And PAS	T1019	TF				11.25	30,147					
Children's Services	Home/Center Based Therapeutic Services	080	MCE025	Cedar Direct For HBTS And PAS	T1019	TG				11.25	354,225					
Children's Services	Home/Center Based Therapeutic Services	080	MCE025	Cedar Direct For HBTS And PAS	T1023	U1				330.00	213					
Children's Services	Home/Center Based Therapeutic Services	080	MCE025	Cedar Direct For HBTS And PAS	T1024					31.00	55,709	33.84	33.84	33.84	33.84	33.84
Children's Services	Home/Center Based Therapeutic Services	080	MCE025	Cedar Direct For HBTS And PAS	T1024	U1				15.50	41,789					
Children's Services	Home/Center Based Therapeutic Services	080	MCE025	Cedar Direct For HBTS And PAS	T1024	XP				31.00	13					
Children's Services	Home/Center Based Therapeutic Services	080	MCE025	Cedar Direct For HBTS And PAS	T1027					27.50	16,122					
Children's Services	Home/Center Based Therapeutic Services	080	MRP019	ICF/MR Respite Waiver	T2024					220.00	213					
Children's Services	Home/Center Based Therapeutic Services	080	MRP020	Hospital/SNF Respite Waiver	T2024					220.00	1					
Children's Services	Home/Center Based Therapeutic Services	080	MRP021	Psych Hospital Respite Waiver	T2024					220.00	2					

Notes

- Services included are limited to those listed in Appendix 1 of the Reimbursement Rates Report.
- The Rhode Island Medicaid FFS rates are effective as of July 1, 2023, and the time period represented by the benchmarks is prior to this date.
- Regional commercial benchmark data was limited to calendar year 2021 and experience within Rhode Island, Massachusetts, and Connecticut.
- Limited insight into service requirements is available for payers included in this claims-based benchmarking approach. Differences in service requirements or rate payment structure may contribute to the reimbursement variances noted in this report.
- Benchmarks are subject to data availability. Not all Medicaid services within a service category are benchmarked. See the Methodology section of the accompanying "Private Payer, Medicare, and Medicaid MCO Rate Benchmarks" report for further information.
- Commercial benchmark data was sourced from the Milliman Consolidated Health Cost Guidelines™ Sources Database (CHSD). Several national and regional health plans contribute their annual enrollment and claims detail to this database with over 75 million commercially insured lives.
- Procedure code for CRAFT services represents a revenue code.
- The current rate for Cedar T1023 represents the rate effective July 1, 2021.

APPENDIX 1C

National commercial allowed benchmarks: Procedure code

State of Rhode Island Office of the Health Insurance Commissioner Appendix 1C National Commercial Allowed Benchmarks											Commercial Allowed					
Major Service Category	Detailed Service Category	Billing Provider Code	Program Indicator Code	Program Description	Proc Code	Mod 1	Mod 2	Mod 3	Mod 4	Current Rate	SFY 2022 FFS Units	10 th Percentile	25 th Percentile	50 th Percentile	75 th Percentile	90 th Percentile
Behavioral Health Providers	BHDDH Behavioral Health Group	066	MBH015	Behavioral Services Non-DCYF	90791					150.00	5	90.00	115.00	140.88	173.16	197.39
Behavioral Health Providers	BHDDH Behavioral Health Group	066	MMH015	Adult Mental Health	90791	AJ				131.75	100	85.00	108.00	130.25	150.79	174.00
Behavioral Health Providers	BHDDH Behavioral Health Group	066	MMH015	Adult Mental Health	90791	HF				108.50	17					
Behavioral Health Providers	BHDDH Behavioral Health Group	066	MMH015	Adult Mental Health	90791	HO				131.75	115	89.70	123.64	160.00	185.00	189.50
Behavioral Health Providers	BHDDH Behavioral Health Group	066	MMH015	Adult Mental Health	90791	TD				124.00	110					
Behavioral Health Providers	BHDDH Behavioral Health Group	066	MMH015	Adult Mental Health	90791	UA				116.25	40					
Behavioral Health Providers	BHDDH Behavioral Health Group	066	MMH015	Adult Mental Health	90792					294.35	62	118.31	153.81	186.00	222.04	276.52
Behavioral Health Providers	BHDDH Behavioral Health Group	066	MMA001	General Medicaid	90792					120.00	2	118.31	153.81	186.00	222.04	276.52
Behavioral Health Providers	BHDDH Behavioral Health Group	066	MMH015	Adult Mental Health	90792	TD	TF			250.20	11					
Behavioral Health Providers	BHDDH Behavioral Health Group	066	MBH015	Behavioral Services Non-DCYF	90832					47.50	10	40.00	52.82	65.81	80.61	100.00
Behavioral Health Providers	BHDDH Behavioral Health Group	066	MMH015	Adult Mental Health	90832	AJ				52.50	82	34.00	40.60	51.59	60.70	74.04
Behavioral Health Providers	BHDDH Behavioral Health Group	066	MMH015	Adult Mental Health	90832	HF				45.50	161					
Behavioral Health Providers	BHDDH Behavioral Health Group	066	MMH015	Adult Mental Health	90832	HO				52.50	281	35.45	55.00	78.00	80.00	80.00
Behavioral Health Providers	BHDDH Behavioral Health Group	066	MMH015	Adult Mental Health	90832	UA				49.00	252					
Behavioral Health Providers	BHDDH Behavioral Health Group	066	MMA001	General Medicaid	90833					25.18	12	41.14	60.08	69.69	84.00	105.86
Behavioral Health Providers	BHDDH Behavioral Health Group	066	MMH015	Adult Mental Health	90833					42.00	16	41.14	60.08	69.69	84.00	105.86
Behavioral Health Providers	BHDDH Behavioral Health Group	066	MMH015	Adult Mental Health	90833	TD	TF			37.50	1					
Behavioral Health Providers	BHDDH Behavioral Health Group	066	MBH015	Behavioral Services Non-DCYF	90834					71.25	52	63.29	74.72	90.99	114.03	180.00
Behavioral Health Providers	BHDDH Behavioral Health Group	066	MMH015	Adult Mental Health	90834	AJ				72.00	178	63.00	77.22	80.54	90.06	102.51
Behavioral Health Providers	BHDDH Behavioral Health Group	066	MMH015	Adult Mental Health	90834	HF				62.40	202					
Behavioral Health Providers	BHDDH Behavioral Health Group	066	MMH015	Adult Mental Health	90834	HO				72.00	577	73.02	84.51	104.00	105.00	105.00
Behavioral Health Providers	BHDDH Behavioral Health Group	066	MMH015	Adult Mental Health	90834	UA				67.20	400					
Behavioral Health Providers	BHDDH Behavioral Health Group	066	MMA001	General Medicaid	90836					40.87	6	66.00	86.18	108.90	154.00	200.00
Behavioral Health Providers	BHDDH Behavioral Health Group	066	MBH015	Behavioral Services Non-DCYF	90837					95.00	1	81.40	100.00	110.00	146.70	164.00
Behavioral Health Providers	BHDDH Behavioral Health Group	066	MMH015	Adult Mental Health	90837	AJ				75.00	60	81.40	95.00	109.71	133.22	150.00
Behavioral Health Providers	BHDDH Behavioral Health Group	066	MMH015	Adult Mental Health	90837	HF				65.00	27					
Behavioral Health Providers	BHDDH Behavioral Health Group	066	MMH015	Adult Mental Health	90837	HO				75.00	189	68.00	103.10	147.95	155.00	166.52
Behavioral Health Providers	BHDDH Behavioral Health Group	066	MMH015	Adult Mental Health	90837	UA				70.00	137					
Behavioral Health Providers	BHDDH Behavioral Health Group	066	MMH015	Adult Mental Health	90846	AJ				90.00	1	63.29	76.50	94.88	122.00	185.00
Behavioral Health Providers	BHDDH Behavioral Health Group	066	MMH015	Adult Mental Health	90847					67.50	1					
Behavioral Health Providers	BHDDH Behavioral Health Group	066	MMH015	Adult Mental Health	90847					96.00	1	69.96	86.33	99.21	120.00	170.00
Behavioral Health Providers	BHDDH Behavioral Health Group	066	MMH015	Adult Mental Health	90847	HO				72.00	2	75.95	90.74	105.00	118.00	118.00
Behavioral Health Providers	BHDDH Behavioral Health Group	066	MMH015	Adult Mental Health	90847	UA				67.20	2					
Behavioral Health Providers	BHDDH Behavioral Health Group	066	MMH015	Adult Mental Health	90853					48.00	1	19.79	25.12	31.72	41.12	80.00
Behavioral Health Providers	BHDDH Behavioral Health Group	066	MMH015	Adult Mental Health	90853	AJ				36.00	2					
Behavioral Health Providers	BHDDH Behavioral Health Group	066	MMH015	Adult Mental Health	90853	HF				31.20	89					
Behavioral Health Providers	BHDDH Behavioral Health Group	066	MMH015	Adult Mental Health	90853	HO				36.00	34					
Behavioral Health Providers	BHDDH Behavioral Health Group	066	MMH015	Adult Mental Health	90853	UA				33.60	21					
Behavioral Health Providers	BHDDH Behavioral Health Group	066	MMA001	General Medicaid	99203					29.00	6	92.60	109.36	131.00	168.00	206.18
Behavioral Health Providers	BHDDH Behavioral Health Group	066	MMA001	General Medicaid	99204					45.00	8	144.44	167.10	198.29	251.48	315.60
Behavioral Health Providers	BHDDH Behavioral Health Group	066	MMA001	General Medicaid	99205					46.00	2	187.13	214.78	263.32	338.02	440.86
Behavioral Health Providers	BHDDH Behavioral Health Group	066	MMH015	Adult Mental Health	99211					8.05	126	18.17	20.67	26.00	36.77	54.14
Behavioral Health Providers	BHDDH Behavioral Health Group	066	MMH015	Adult Mental Health	99211	TD				7.50	4,569					
Behavioral Health Providers	BHDDH Behavioral Health Group	066	MMH015	Adult Mental Health	99212					56.00	7	39.16	46.20	56.47	71.00	91.94
Behavioral Health Providers	BHDDH Behavioral Health Group	066	MMA001	General Medicaid	99213					20.64	26	63.45	76.15	93.40	116.75	144.94
Behavioral Health Providers	BHDDH Behavioral Health Group	066	MMH015	Adult Mental Health	99213					78.00	193	63.45	76.15	93.40	116.75	144.94
Behavioral Health Providers	BHDDH Behavioral Health Group	066	MMH015	Adult Mental Health	99213	TD	TF			66.30	58					
Behavioral Health Providers	BHDDH Behavioral Health Group	066	MMA001	General Medicaid	99214					27.00	49	94.77	110.44	135.51	168.31	209.08
Behavioral Health Providers	BHDDH Behavioral Health Group	066	MMH015	Adult Mental Health	99214					118.00	242	94.77	110.44	135.51	168.31	209.08
Behavioral Health Providers	BHDDH Behavioral Health Group	066	MMH015	Adult Mental Health	99214	TD	TF			100.30	65					
Behavioral Health Providers	BHDDH Behavioral Health Group	066	MMH015	Adult Mental Health	99215					148.00	15	135.00	155.75	195.13	250.00	324.30
Behavioral Health Providers	BHDDH Behavioral Health Group	066	MMH015	Adult Mental Health	99215	TD	TF			125.80	2					
Behavioral Health Providers	BHDDH Behavioral Health Group	066	MBH015	Behavioral Services Non-DCYF	H0004	AJ				16.25	787					
Behavioral Health Providers	BHDDH Behavioral Health Group	066	MBH015	Behavioral Services Non-DCYF	H0004	HO				16.25	252					
Behavioral Health Providers	BHDDH Behavioral Health Group	066	MBH015	Behavioral Services Non-DCYF	H0004	HO	HR			18.75	36					
Behavioral Health Providers	BHDDH Behavioral Health Group	066	MBH015	Behavioral Services Non-DCYF	H0004	HO	HS			18.75	10					
Behavioral Health Providers	BHDDH Behavioral Health Group	066	MBH015	Behavioral Services Non-DCYF	H0004	HQ	AJ			5.00	4					

State of Rhode Island Office of the Health Insurance Commissioner Appendix 1C National Commercial Allowed Benchmarks											Commercial Allowed					
Major Service Category	Detailed Service Category	Billing Provider Code	Program Indicator Code	Program Description	Proc Code	Mod 1	Mod 2	Mod 3	Mod 4	Current Rate	SFY 2022 FFS Units	10 th Percentile	25 th Percentile	50 th Percentile	75 th Percentile	90 th Percentile
Behavioral Health Providers	BHDDH Behavioral Health Group	066	MBH015	Behavioral Services Non-DCYF	H0004	HQ	HO			5.00	4					
Behavioral Health Providers	BHDDH Behavioral Health Group	066	MBH015	Behavioral Services Non-DCYF	H0031	AJ				100.00	30					
Behavioral Health Providers	BHDDH Behavioral Health Group	066	MBH015	Behavioral Services Non-DCYF	H0031	HO				100.00	7					
Behavioral Health Providers	BHDDH Behavioral Health Group	066	MBH015	Behavioral Services Non-DCYF	H2010					30.00	28					
Behavioral Health Providers	Children's Behavioral Health Group	047	MMA001	General Medicaid	90785					2.89	22	4.94	10.57	12.92	15.50	17.50
Behavioral Health Providers	Children's Behavioral Health Group	047	MBH015	Behavioral Services Non-DCYF	90791					150.00	31	90.00	115.00	140.88	173.16	197.39
Behavioral Health Providers	Children's Behavioral Health Group	047	MBH015	Behavioral Services Non-DCYF	90791	HP				125.00	9					
Behavioral Health Providers	Children's Behavioral Health Group	047	MBH015	Behavioral Services Non-DCYF	90832					47.50	3	40.00	52.82	65.81	80.61	100.00
Behavioral Health Providers	Children's Behavioral Health Group	047	MMA001	General Medicaid	90832					37.98	1	40.00	52.82	65.81	80.61	100.00
Behavioral Health Providers	Children's Behavioral Health Group	047	MBH015	Behavioral Services Non-DCYF	90832	HP				40.00	8					
Behavioral Health Providers	Children's Behavioral Health Group	047	MBH015	Behavioral Services Non-DCYF	90834					71.25	43	63.29	74.72	90.99	114.03	180.00
Behavioral Health Providers	Children's Behavioral Health Group	047	MBH015	Behavioral Services Non-DCYF	90834	HP				60.00	19					
Behavioral Health Providers	Children's Behavioral Health Group	047	MMA001	General Medicaid	90836					40.87	1	66.00	86.18	108.90	154.00	200.00
Behavioral Health Providers	Children's Behavioral Health Group	047	MBH015	Behavioral Services Non-DCYF	90837					95.00	19	81.40	100.00	110.00	146.70	164.00
Behavioral Health Providers	Children's Behavioral Health Group	047	MBH015	Behavioral Services Non-DCYF	90837	HP				80.00	17					
Behavioral Health Providers	Children's Behavioral Health Group	047	MMA001	General Medicaid	90838					65.84	1	75.00	110.33	127.25	156.13	204.32
Behavioral Health Providers	Children's Behavioral Health Group	047	MBH015	Behavioral Services Non-DCYF	90846	HP				90.00	10					
Behavioral Health Providers	Children's Behavioral Health Group	047	MBH015	Behavioral Services Non-DCYF	90847	HP				90.00	46					
Behavioral Health Providers	Children's Behavioral Health Group	047	MMA001	General Medicaid	96132					76.57	1	115.93	133.93	161.13	204.68	262.15
Behavioral Health Providers	Children's Behavioral Health Group	047	MMA001	General Medicaid	96133					58.41	4	88.95	102.00	123.11	155.11	202.94
Behavioral Health Providers	Children's Behavioral Health Group	047	MMA001	General Medicaid	96136					27.45	1	36.00	44.77	53.91	70.00	86.00
Behavioral Health Providers	Children's Behavioral Health Group	047	MMA001	General Medicaid	96137					25.39	5	36.00	41.36	50.62	64.48	78.00
Behavioral Health Providers	Children's Behavioral Health Group	047	MMA001	General Medicaid	99204					45.00	1	144.44	167.10	198.29	251.48	315.60
Behavioral Health Providers	Children's Behavioral Health Group	047	MMA001	General Medicaid	99213					20.64	1	63.45	76.15	93.40	116.75	144.94
Behavioral Health Providers	Children's Behavioral Health Group	047	MMA001	General Medicaid	99214					27.00	2	94.77	110.44	135.51	168.31	209.08
Behavioral Health Providers	Children's Behavioral Health Group	047	MMA001	General Medicaid	99221					38.18	1					
Behavioral Health Providers	Children's Behavioral Health Group	047	MMA001	General Medicaid	99222					44.00	3					
Behavioral Health Providers	Children's Behavioral Health Group	047	MMA001	General Medicaid	99223					46.00	5					
Behavioral Health Providers	Children's Behavioral Health Group	047	MMA001	General Medicaid	99231					17.00	14					
Behavioral Health Providers	Children's Behavioral Health Group	047	MMA001	General Medicaid	99232					29.72	30					
Behavioral Health Providers	Children's Behavioral Health Group	047	MMA001	General Medicaid	99233					29.72	18					
Behavioral Health Providers	Children's Behavioral Health Group	047	MMA001	General Medicaid	99238					34.88	1					
Behavioral Health Providers	Children's Behavioral Health Group	047	MMA001	General Medicaid	99285					92.55	3					
Behavioral Health Providers	Children's Behavioral Health Group	047	MBH015	Behavioral Services Non-DCYF	H0004	AJ				16.25	109					
Behavioral Health Providers	Children's Behavioral Health Group	047	MBH010	Behavioral Health Services DHS	H0031	HO	H9			70.00	26					
Behavioral Health Providers	Children's Behavioral Health Group	047	MBH010	Behavioral Health Services DHS	H0031	HP	H9			80.00	27					
Behavioral Health Providers	CMHC - ACT	061	MBA010	Assertive Community Treatment	H0040					41.65	140,677					
Behavioral Health Providers	CMHC - IHH	061	MBI010	Integrated Health Home	H0037					13.82	607,652					
Behavioral Health Providers	CMHC - MHPRR	061	MMH015	Adult Mental Health	H0019					85.00	1					
Behavioral Health Providers	CMHC - MHPRR	061	MMH015	Adult Mental Health	H0019	U1				85.00	4,751					
Behavioral Health Providers	CMHC - MHPRR	061	MMH015	Adult Mental Health	H0019	U3				125.00	11,137					
Behavioral Health Providers	CMHC - MHPRR	061	MMH015	Adult Mental Health	H0019	U4				125.00	32,029					
Behavioral Health Providers	CMHC - MHPRR	061	MMH015	Adult Mental Health	H0019	U5				175.00	3,540					
Behavioral Health Providers	CMHC - Other	061	MMH015	Adult Mental Health	90791	AJ				131.75	1					
Behavioral Health Providers	CMHC - Other	061	MMH015	Adult Mental Health	90791	HO				131.75	3					
Behavioral Health Providers	CMHC - Other	061	MMH015	Adult Mental Health	90791	UA				116.25	1					
Behavioral Health Providers	CMHC - Other	061	MMH015	Adult Mental Health	90792					294.35	1					
Behavioral Health Providers	CMHC - Other	061	MMH015	Adult Mental Health	90834	UA				67.20	1					
Behavioral Health Providers	CMHC - Other	061	MMH015	Adult Mental Health	99211					8.05	21					
Behavioral Health Providers	CMHC - Other	061	MMH015	Adult Mental Health	99211	TD				7.50	6					
Behavioral Health Providers	CMHC - Other	061	MMH015	Adult Mental Health	99213					78.00	1					
Behavioral Health Providers	CMHC - Other	061	MMH015	Adult Mental Health	99214					118.00	2					
Behavioral Health Providers	CMHC - Other	061	MBH090	Children's Intensive Services DHS	H0004					24.50	528					
Behavioral Health Providers	CMHC - Other	061	MDC080	Proj Connect & Residential Counsel	H0019	U5				532.38	2,000					
Behavioral Health Providers	CMHC - Other	061	MDC080	Proj Connect & Residential Counsel	H0019	U6				571.14	2,543					
Behavioral Health Providers	CMHC - Other	061	MDC080	Proj Connect & Residential Counsel	H0019	U7				580.26	2,470					
Behavioral Health Providers	CMHC - Other	061	MDC080	Proj Connect & Residential Counsel	H0019	U8				661.50	2,171					

State of Rhode Island Office of the Health Insurance Commissioner Appendix 1C National Commercial Allowed Benchmarks											Commercial Allowed					
Major Service Category	Detailed Service Category	Billing Provider Code	Program Indicator Code	Program Description	Proc Code	Mod 1	Mod 2	Mod 3	Mod 4	Current Rate	SFY 2022 FFS Units	10 th Percentile	25 th Percentile	50 th Percentile	75 th Percentile	90 th Percentile
Behavioral Health Providers	CMHC - Other	061	MMH015	Adult Mental Health	H0036	HN				21.25	4,193					
Behavioral Health Providers	CMHC - Other	061	MMA001	General Medicaid	H2001					223.50	12,856					
Behavioral Health Providers	CMHC - Other	061	MMA001	General Medicaid	H2011					22.50	2					
Behavioral Health Providers	CMHC - Other	061	MMH015	Adult Mental Health	H2011	U1				37.50	1,310					
Behavioral Health Providers	CMHC - Other	061	MBH090	Children's Intensive Services DHS	H2014					22.00	63					
Behavioral Health Providers	CMHC - Other	061	MDC080	Proj Connect & Residential Counsel	H2022					33.24	18,477					
Behavioral Health Providers	CMHC - Other	061	MMH015	Adult Mental Health	H2023					21.25	9,848					
Behavioral Health Providers	CMHC - Other	061	MBH090	Children's Intensive Services DHS	T1023					300.00	1					
Behavioral Health Providers	CMHC - Other	061	MMH010	Adult Mental Health	X0341					125.00	19					
Behavioral Health Providers	CMHC - Other	061	MAS010	Behavioral Health Acute	X0341	HH	TG			394.00	1,473					
Behavioral Health Providers	Emergency Behavioral Health Service	111	MBL010	Behavioral Healthcare Link	S9485					598.50	1,158					
Behavioral Health Providers	Licensed Therapist	017	MBH015	Behavioral Services Non-DCYF	90791					150.00	1	90.00	115.00	140.88	173.16	197.39
Behavioral Health Providers	Licensed Therapist	017	MBH015	Behavioral Services Non-DCYF	90834					71.25	33	63.29	74.72	90.99	114.03	180.00
Behavioral Health Providers	Licensed Therapist	017	MBH015	Behavioral Services Non-DCYF	90837					95.00	2	81.40	100.00	110.00	146.70	164.00
Behavioral Health Providers	Licensed Therapist	017	MBH015	Behavioral Services Non-DCYF	H0004	HO	HR			18.75	48					
Behavioral Health Providers	Other Therapies	073	MHP010	Hippotherapy	92507					29.00	238	55.30	72.68	86.97	94.45	117.94
Behavioral Health Providers	Other Therapies	073	MHP010	Hippotherapy	92508					19.00	76					
Behavioral Health Providers	Other Therapies	073	MHP010	Hippotherapy	92523					85.00	5					
Behavioral Health Providers	Other Therapies	073	MMA001	General Medicaid	92526					21.47	15	66.17	73.94	89.50	109.81	124.00
Behavioral Health Providers	Other Therapies	073	MMA001	General Medicaid	97035	GO				6.81	1	8.60	11.67	13.01	16.67	23.52
Behavioral Health Providers	Other Therapies	073	MHP010	Hippotherapy	97110					14.50	256	18.16	23.73	26.11	33.23	40.30
Behavioral Health Providers	Other Therapies	073	MHP010	Hippotherapy	97110	GO				14.50	2	18.70	24.34	29.73	37.97	53.48
Behavioral Health Providers	Other Therapies	073	MMA001	General Medicaid	97140	GO				9.29	2	17.01	22.26	26.14	33.38	46.90
Behavioral Health Providers	Other Therapies	073	MHP010	Hippotherapy	97150	GO				19.00	4					
Behavioral Health Providers	Other Therapies	073	MHP010	Hippotherapy	97165					85.00	5					
Behavioral Health Providers	Other Therapies	073	MHP010	Hippotherapy	97168					85.00	2					
Behavioral Health Providers	Other Therapies	073	MMA001	General Medicaid	97530					15.89	444	23.23	25.97	33.09	40.69	46.00
Behavioral Health Providers	Other Therapies	073	MMA001	General Medicaid	97530	GO				15.89	1	22.79	26.40	33.09	40.40	51.47
Behavioral Health Providers	Other Therapies	073	MMA001	General Medicaid	97535					10.73	50	20.75	26.45	28.94	34.93	40.00
Behavioral Health Providers	Other Therapies	073	MMA001	General Medicaid	99214					27.00	1	94.77	110.44	135.51	168.31	209.08
Behavioral Health Providers	Other Therapies	073	MHP010	Hippotherapy	H0046					36.00	20					
Behavioral Health Providers	Other Therapies	073	MHP010	Hippotherapy	H0046	HO				55.00	1,245					
Behavioral Health Providers	Other Therapies	073	MHP010	Hippotherapy	H2014					27.50	10					
Behavioral Health Providers	Other Therapies	073	MHP010	Hippotherapy	H2014	HO				27.50	488					
Behavioral Health Providers	Other Therapies	073	MHP015	Clubhouse	H2031					50.00	4,400					
Behavioral Health Providers	Other Therapies	073	MHP010	Hippotherapy	S9446					20.00	3,122					
Behavioral Health Providers	Other Therapies	073	MHP010	Hippotherapy	T1016					16.00	1,236					
Behavioral Health Providers	Other Therapies	073	MHP010	Hippotherapy	T1024					31.00	4,452	26.39	26.39	33.84	33.84	33.84
Behavioral Health Providers	Peer Recovery Services	109	MBP010	Peer Support Services-MH	H0038	U2				13.50	4,268					
Behavioral Health Providers	Peer Recovery Services	109	MBP010	Peer Support Services-MH	H0038	U2	HQ			4.00	10					
Behavioral Health Providers	Peer Recovery Services	109	MBP011	Peer Support Services-SA	H0038	U3				13.50	4,236					
Behavioral Health Providers	Peer Recovery Services	109	MBP011	Peer Support Services-SA	H0038	U3	HQ			4.00	726					
Behavioral Health Providers	Psychologist	030	MMA001	General Medicaid	90791					110.00	34	90.00	115.00	140.88	173.16	197.39
Behavioral Health Providers	Psychologist	030	MMA001	General Medicaid	90832					37.98	124	40.00	52.82	65.81	80.61	100.00
Behavioral Health Providers	Psychologist	030	MMA001	General Medicaid	90834					80.00	4	63.29	74.72	90.99	114.03	180.00
Behavioral Health Providers	Psychologist	030	MMA001	General Medicaid	90834	GT				48.92	4	63.33	74.44	89.00	105.00	160.00
Behavioral Health Providers	Psychologist	030	MMA001	General Medicaid	90837					80.00	5	81.40	100.00	110.00	146.70	164.00
Behavioral Health Providers	Psychologist	030	MMA001	General Medicaid	90847					80.00	2	69.96	86.33	99.21	120.00	170.00
Behavioral Health Providers	Psychologist	030	MMA001	General Medicaid	96130					68.11	1	84.00	109.93	130.00	163.49	216.00
Behavioral Health Providers	Psychologist	030	MMA001	General Medicaid	96131					51.81	1	63.11	84.49	100.00	126.00	166.00
Behavioral Health Providers	Psychologist	030	MMA001	General Medicaid	96132					76.57	27	115.93	133.93	161.13	204.68	262.15
Behavioral Health Providers	Psychologist	030	MMA001	General Medicaid	96133					58.41	60	88.95	102.00	123.11	155.11	202.94
Behavioral Health Providers	Psychologist	030	MMA001	General Medicaid	96136					27.45	14	36.00	44.77	53.91	70.00	86.00
Behavioral Health Providers	Psychologist	030	MMA001	General Medicaid	96137					25.39	62	36.00	41.36	50.62	64.48	78.00
Behavioral Health Providers	Psychologist	030	MMA001	General Medicaid	96138					22.29	12					
Behavioral Health Providers	Psychologist	030	MMA001	General Medicaid	96139					22.29	48	34.10	39.00	49.43	60.33	78.39
Behavioral Health Providers	Psychologist	030	MMA001	General Medicaid	99484					27.86	1					

State of Rhode Island Office of the Health Insurance Commissioner Appendix 1C National Commercial Allowed Benchmarks																
												Commercial Allowed				
Major Service Category	Detailed Service Category	Billing Provider Code	Program Indicator Code	Program Description	Proc Code	Mod 1	Mod 2	Mod 3	Mod 4	Current Rate	SFY 2022 FFS Units	10 th Percentile	25 th Percentile	50 th Percentile	75 th Percentile	90 th Percentile
Behavioral Health Providers	Substance Use Rehabilitation	060	MMA001	General Medicaid	80307					47.89	16	31.10	37.35	51.88	64.77	89.48
Behavioral Health Providers	Substance Use Rehabilitation	060	MMA001	General Medicaid	90791					110.00	3	90.00	115.00	140.88	173.16	197.39
Behavioral Health Providers	Substance Use Rehabilitation	060	MMA001	General Medicaid	90792					120.00	4	118.31	153.81	186.00	222.04	276.52
Behavioral Health Providers	Substance Use Rehabilitation	060	MMA001	General Medicaid	90832					37.98	3	40.00	52.82	65.81	80.61	100.00
Behavioral Health Providers	Substance Use Rehabilitation	060	MMA001	General Medicaid	90834					80.00	15	63.29	74.72	90.99	114.03	180.00
Behavioral Health Providers	Substance Use Rehabilitation	060	MMA001	General Medicaid	90834	95				48.92	2	67.00	78.18	100.99	132.46	200.00
Behavioral Health Providers	Substance Use Rehabilitation	060	MMA001	General Medicaid	90837					80.00	1	81.40	100.00	110.00	146.70	164.00
Behavioral Health Providers	Substance Use Rehabilitation	060	MMA001	General Medicaid	99204					45.00	2	144.44	167.10	198.29	251.48	315.60
Behavioral Health Providers	Substance Use Rehabilitation	060	MMA001	General Medicaid	99213					20.64	11	63.45	76.15	93.40	116.75	144.94
Behavioral Health Providers	Substance Use Rehabilitation	060	MMA001	General Medicaid	99214	95				27.00	2	90.29	113.71	142.41	179.64	235.99
Behavioral Health Providers	Substance Use Rehabilitation	060	MSA010	Substance Abuse Services	H0001					97.00	107					
Behavioral Health Providers	Substance Use Rehabilitation	060	MSA010	Substance Abuse Services	H0001	UD				97.00	36					
Behavioral Health Providers	Substance Use Rehabilitation	060	MSA010	Substance Abuse Services	H0004					17.94	4,837					
Behavioral Health Providers	Substance Use Rehabilitation	060	MSA010	Substance Abuse Services	H0004	UD				17.94	1,345					
Behavioral Health Providers	Substance Use Rehabilitation	060	MSA010	Substance Abuse Services	H0005					32.30	3,313					
Behavioral Health Providers	Substance Use Rehabilitation	060	MSA010	Substance Abuse Services	H0005	UD				32.30	2,509					
Behavioral Health Providers	Substance Use Rehabilitation	060	MSA010	Substance Abuse Services	H0015	HF				91.50	152					
Behavioral Health Providers	Substance Use Rehabilitation	060	MSA010	Substance Abuse Services	H0020					12.14	27,405					
Behavioral Health Providers	Substance Use Rehabilitation	060	MBO020	Opioid Treatment Program	H0037					7.64	41,054					
Behavioral Health Providers	Substance Use Rehabilitation	060	MSA010	Substance Abuse Services	H2036					91.50	29					
Children's Services	Cedar	082	MCE010	Cedar Center Services	T1023					900.00	55					
Children's Services	Cedar	082	MCE010	Cedar Center Services	H2000					220.00	-					
Children's Services	Cedar	082	MCE010	Cedar Center Services	H2021					20.00	-					
Children's Services	CRAFT	003	MMA001	General Medicaid	0154					496.60	30					
Children's Services	CRAFT	003	MMC010	Managed Care - RliteCare	0154					496.60	6,006					
Children's Services	Early Intervention	059	MEI015	Early Intervention Non-MA	92522					217.21	2					
Children's Services	Early Intervention	059	MEI015	Early Intervention Non-MA	92523					434.42	28					
Children's Services	Early Intervention	059	MEI010	Early Intervention MA	92523					434.42	1					
Children's Services	Early Intervention	059	MEI015	Early Intervention Non-MA	92523	52				217.21	65					
Children's Services	Early Intervention	059	MEI010	Early Intervention MA	92523	52				217.21	6					
Children's Services	Early Intervention	059	MEI015	Early Intervention Non-MA	97161					217.21	14	59.75	71.80	84.39	110.00	136.50
Children's Services	Early Intervention	059	MEI010	Early Intervention MA	97161					217.21	1	59.75	71.80	84.39	110.00	136.50
Children's Services	Early Intervention	059	MEI015	Early Intervention Non-MA	97162					217.21	26	59.75	71.80	82.23	100.37	124.65
Children's Services	Early Intervention	059	MEI010	Early Intervention MA	97162					217.21	2	59.75	71.80	82.23	100.37	124.65
Children's Services	Early Intervention	059	MEI015	Early Intervention Non-MA	97163					217.21	7					
Children's Services	Early Intervention	059	MEI010	Early Intervention MA	97165					217.21	1					
Children's Services	Early Intervention	059	MEI015	Early Intervention Non-MA	97165					217.21	79					
Children's Services	Early Intervention	059	MEI015	Early Intervention Non-MA	97166					217.21	43					
Children's Services	Early Intervention	059	MEI010	Early Intervention MA	97166					217.21	1					
Children's Services	Early Intervention	059	MEI015	Early Intervention Non-MA	97167					217.21	2					
Children's Services	Early Intervention	059	MEI010	Early Intervention MA	97167					217.21	1					
Children's Services	Early Intervention	059	MEI015	Early Intervention Non-MA	97168					217.21	2					
Children's Services	Early Intervention	059	MMA001	General Medicaid	99502					59.95	37					
Children's Services	Early Intervention	059	MMA001	General Medicaid	99502	AJ				67.85	2					
Children's Services	Early Intervention	059	MMA001	General Medicaid	99502	TD				85.86	155					
Children's Services	Early Intervention	059	MMA001	General Medicaid	99600					64.53	-					
Children's Services	Early Intervention	059	MMA001	General Medicaid	99600	HD				64.53	-					
Children's Services	Early Intervention	059	MMA001	General Medicaid	99600	U3				46.88	-					
Children's Services	Early Intervention	059	MMA001	General Medicaid	99600	U3 U4				46.88	-					
Children's Services	Early Intervention	059	MMA001	General Medicaid	99600	U4				64.53	-					
Children's Services	Early Intervention	059	MEI010	Early Intervention MA	H0046					68.79	49					
Children's Services	Early Intervention	059	MEI015	Early Intervention Non-MA	H0046					68.79	480					
Children's Services	Early Intervention	059	MMA001	General Medicaid	H1000					396.92	-					
Children's Services	Early Intervention	059	MMA001	General Medicaid	H1000	HD				46.88	-					
Children's Services	Early Intervention	059	MEI010	Early Intervention MA	H2000					1064.36	74					
Children's Services	Early Intervention	059	MEI015	Early Intervention Non-MA	H2000					1064.36	629					
Children's Services	Early Intervention	059	MEI010	Early Intervention MA	S9446					21.72	23					

State of Rhode Island Office of the Health Insurance Commissioner Appendix 1C National Commercial Allowed Benchmarks											Commercial Allowed					
Major Service Category	Detailed Service Category	Billing Provider Code	Program Indicator Code	Program Description	Proc Code	Mod 1	Mod 2	Mod 3	Mod 4	Current Rate	SFY 2022 FFS Units	10 th	25 th	50 th	75 th	90 th
												Percentile	Percentile	Percentile	Percentile	Percentile
Children's Services	Early Intervention	059	MEI015	Early Intervention Non-MA	S9446					21.72	261					
Children's Services	Early Intervention	059	MEI015	Early Intervention Non-MA	S9446					21.72	12					
Children's Services	Early Intervention	059	MEI015	Early Intervention Non-MA	S9446	GO				21.72	64					
Children's Services	Early Intervention	059	MEI010	Early Intervention MA	S9446	TF				21.72	16					
Children's Services	Early Intervention	059	MEI015	Early Intervention Non-MA	S9446	TG				27.83	411					
Children's Services	Early Intervention	059	MEI010	Early Intervention MA	S9446	TG				27.83	12					
Children's Services	Early Intervention	059	MEI010	Early Intervention MA	T1013					25.59	222					
Children's Services	Early Intervention	059	MEI015	Early Intervention Non-MA	T1013					25.59	474					
Children's Services	Early Intervention	059	MEI010	Early Intervention MA	T1013	TL				25.59	49					
Children's Services	Early Intervention	059	MEI015	Early Intervention Non-MA	T1013	TL				25.59	117					
Children's Services	Early Intervention	059	MEI010	Early Intervention MA	T1016					25.35	1,260					
Children's Services	Early Intervention	059	MEI015	Early Intervention Non-MA	T1016					25.35	8,230					
Children's Services	Early Intervention	059	MEI010	Early Intervention MA	T1016	TF				50.69	510					
Children's Services	Early Intervention	059	MEI015	Early Intervention Non-MA	T1016	TF				50.69	3,728					
Children's Services	Early Intervention	059	MEI015	Early Intervention Non-MA	T1016	TG				76.04	296					
Children's Services	Early Intervention	059	MEI010	Early Intervention MA	T1016	TG				76.04	73					
Children's Services	Early Intervention	059	MEI010	Early Intervention MA	T1023					228.11	68					
Children's Services	Early Intervention	059	MEI015	Early Intervention Non-MA	T1023					228.11	584					
Children's Services	Early Intervention	059	MEI010	Early Intervention MA	T1023	TL				50.69	72					
Children's Services	Early Intervention	059	MEI015	Early Intervention Non-MA	T1023	TL				50.69	589					
Children's Services	Early Intervention	059	MEI010	Early Intervention MA	T1024					43.44	1,344	26.39	26.39	33.84	33.84	33.84
Children's Services	Early Intervention	059	MEI015	Early Intervention Non-MA	T1024					43.44	12,581	26.39	26.39	33.84	33.84	33.84
Children's Services	Early Intervention	059	MEI010	Early Intervention MA	T1024	AE				43.44	38					
Children's Services	Early Intervention	059	MEI015	Early Intervention Non-MA	T1024	AE				43.44	148					
Children's Services	Early Intervention	059	MEI015	Early Intervention Non-MA	T1024	AJ				43.44	68	33.84	33.84	33.84	33.84	33.84
Children's Services	Early Intervention	059	MEI010	Early Intervention MA	T1024	GN				43.44	1,043	29.96	31.47	33.84	33.84	33.84
Children's Services	Early Intervention	059	MEI015	Early Intervention Non-MA	T1024	GN				43.44	9,665	29.96	31.47	33.84	33.84	33.84
Children's Services	Early Intervention	059	MEI010	Early Intervention MA	T1024	GO				43.44	1,032	29.96	33.84	33.84	33.84	33.84
Children's Services	Early Intervention	059	MEI015	Early Intervention Non-MA	T1024	GO				43.44	4,849	29.96	33.84	33.84	33.84	33.84
Children's Services	Early Intervention	059	MEI010	Early Intervention MA	T1024	GP				43.44	937	29.96	33.84	33.84	33.84	33.84
Children's Services	Early Intervention	059	MEI015	Early Intervention Non-MA	T1024	GP				43.44	2,496	29.96	33.84	33.84	33.84	33.84
Children's Services	Early Intervention	059	MEI010	Early Intervention MA	T1024	HN				29.70	647	33.84	33.84	33.84	33.84	33.84
Children's Services	Early Intervention	059	MEI015	Early Intervention Non-MA	T1024	HN				29.70	3,516	33.84	33.84	33.84	33.84	33.84
Children's Services	Early Intervention	059	MEI015	Early Intervention Non-MA	T1024	TD				43.44	242	33.84	33.84	33.84	33.84	33.84
Children's Services	Early Intervention	059	MEI010	Early Intervention MA	T1024	TD				43.44	100	33.84	33.84	33.84	33.84	33.84
Children's Services	Early Intervention	059	MEI015	Early Intervention Non-MA	T1024	TG				43.44	54					
Children's Services	Early Intervention	059	MEI010	Early Intervention MA	T1024	TG				43.44	10					
Children's Services	Early Intervention	059	MEI010	Early Intervention MA	T1024	TG	HO			43.44	10					
Children's Services	Early Intervention	059	MEI015	Early Intervention Non-MA	T1024	TL	HO			43.44	71					
Children's Services	Early Intervention	059	MEI010	Early Intervention MA	T1024	TL	HO			43.44	17					
Children's Services	Early Intervention	059	MEI010	Early Intervention MA	T1027					43.44	1,120					
Children's Services	Early Intervention	059	MEI015	Early Intervention Non-MA	T1027					43.44	10,877					
Children's Services	Early Intervention	059	MEI010	Early Intervention MA	T1027	AE				43.44	77					
Children's Services	Early Intervention	059	MEI015	Early Intervention Non-MA	T1027	AE				43.44	255					
Children's Services	Early Intervention	059	MEI010	Early Intervention MA	T1027	AJ				43.44	23					
Children's Services	Early Intervention	059	MEI015	Early Intervention Non-MA	T1027	AJ				43.44	217					
Children's Services	Early Intervention	059	MEI010	Early Intervention MA	T1027	GN				43.44	1,094					
Children's Services	Early Intervention	059	MEI015	Early Intervention Non-MA	T1027	GN				43.44	13,088					
Children's Services	Early Intervention	059	MEI010	Early Intervention MA	T1027	GO				43.44	948					
Children's Services	Early Intervention	059	MEI015	Early Intervention Non-MA	T1027	GO				43.44	4,766					
Children's Services	Early Intervention	059	MEI010	Early Intervention MA	T1027	GP				43.44	1,467					
Children's Services	Early Intervention	059	MEI015	Early Intervention Non-MA	T1027	GP				43.44	5,407					
Children's Services	Early Intervention	059	MEI010	Early Intervention MA	T1027	HN				29.70	340					
Children's Services	Early Intervention	059	MEI015	Early Intervention Non-MA	T1027	HN				29.70	2,672					
Children's Services	Early Intervention	059	MEI010	Early Intervention MA	T1027	TD				43.44	117					
Children's Services	Early Intervention	059	MEI015	Early Intervention Non-MA	T1027	TD				43.44	201					
Children's Services	Early Intervention	059	MEI015	Early Intervention Non-MA	T1027	TG				43.44	83					

**State of Rhode Island
Office of the Health Insurance Commissioner
Appendix 1C
National Commercial Allowed Benchmarks**

												Commercial Allowed				
Major Service Category	Detailed Service Category	Billing Provider Code	Program Indicator Code	Program Description	Proc Code	Mod 1	Mod 2	Mod 3	Mod 4	Current Rate	SFY 2022 FFS Units	10 th	25 th	50 th	75 th	90 th
												Percentile	Percentile	Percentile	Percentile	Percentile
Children's Services	Early Intervention	059	MEI010	Early Intervention MA	T1027	TG				43.44	24					
Children's Services	Early Intervention	059	MEI015	Early Intervention Non-MA	T1027	TG	HO			43.44	30					
Children's Services	Early Intervention	059	MEI010	Early Intervention MA	T2004					14.49	2					
Children's Services	Early Intervention	059	MEI015	Early Intervention Non-MA	V2799					43.44	4					
Children's Services	Early Intervention	059	MEI010	Early Intervention MA	V2799					43.44	-					
Children's Services	Home/Center Based Therapeutic Services	080	MMA001	General Medicaid	90791					110.00	1	90.00	115.00	140.88	173.16	197.39
Children's Services	Home/Center Based Therapeutic Services	080	MMA001	General Medicaid	90834					80.00	3	63.29	74.72	90.99	114.03	180.00
Children's Services	Home/Center Based Therapeutic Services	080	MMA001	General Medicaid	90837					80.00	9	81.40	100.00	110.00	146.70	164.00
Children's Services	Home/Center Based Therapeutic Services	080	MMA001	General Medicaid	90847					80.00	2	69.96	86.33	99.21	120.00	170.00
Children's Services	Home/Center Based Therapeutic Services	080	MMA001	General Medicaid	90853					14.40	9	19.79	25.12	31.72	41.12	80.00
Children's Services	Home/Center Based Therapeutic Services	080	MCE030	Cedar Direct- Kids Connect	97150					8.00	210,588					
Children's Services	Home/Center Based Therapeutic Services	080	MCE030	Cedar Direct- Kids Connect	97150	HA				16.00	19,819					
Children's Services	Home/Center Based Therapeutic Services	080	MCE025	Cedar Direct For HBTS And PAS	H0046					36.00	11,986					
Children's Services	Home/Center Based Therapeutic Services	080	MCE025	Cedar Direct For HBTS And PAS	H0046	HN				15.68	162					
Children's Services	Home/Center Based Therapeutic Services	080	MCE025	Cedar Direct For HBTS And PAS	H0046	HO				55.00	15,566					
Children's Services	Home/Center Based Therapeutic Services	080	MCE025	Cedar Direct For HBTS And PAS	H0046	HO	U1			27.50	6,493					
Children's Services	Home/Center Based Therapeutic Services	080	MCE025	Cedar Direct For HBTS And PAS	H0046	HO	XP			55.00	28					
Children's Services	Home/Center Based Therapeutic Services	080	MCE025	Cedar Direct For HBTS And PAS	H0046	HP				65.00	2					
Children's Services	Home/Center Based Therapeutic Services	080	MCE025	Cedar Direct For HBTS And PAS	H0046	HP	U1			32.50	8					
Children's Services	Home/Center Based Therapeutic Services	080	MCE025	Cedar Direct For HBTS And PAS	H0046	U1				18.00	3,359					
Children's Services	Home/Center Based Therapeutic Services	080	MCE030	Cedar Direct- Kids Connect	H2000					330.00	83					
Children's Services	Home/Center Based Therapeutic Services	080	MCE025	Cedar Direct For HBTS And PAS	H2014					27.50	1,442					
Children's Services	Home/Center Based Therapeutic Services	080	MCE025	Cedar Direct For HBTS And PAS	H2014	HO				27.50	8,261					
Children's Services	Home/Center Based Therapeutic Services	080	MCE025	Cedar Direct For HBTS And PAS	H2014	HP				32.50	12					
Children's Services	Home/Center Based Therapeutic Services	080	MCE025	Cedar Direct For HBTS And PAS	H2016					4.95	91,892					
Children's Services	Home/Center Based Therapeutic Services	080	MCE030	Cedar Direct- Kids Connect	H2021					40.00	545					
Children's Services	Home/Center Based Therapeutic Services	080	MCE025	Cedar Direct For HBTS And PAS	S9446					20.00	757					
Children's Services	Home/Center Based Therapeutic Services	080	MRP019	ICF/MR Respite Waiver	T1005					9.00	63,253					
Children's Services	Home/Center Based Therapeutic Services	080	MRP020	Hospital/SNF Respite Waiver	T1005					9.00	659					
Children's Services	Home/Center Based Therapeutic Services	080	MRP021	Psych Hospital Respite Waiver	T1005					9.00	72					
Children's Services	Home/Center Based Therapeutic Services	080	MRP019	ICF/MR Respite Waiver	T1005	UN				2.30	5,565					
Children's Services	Home/Center Based Therapeutic Services	080	MRP019	ICF/MR Respite Waiver	T1005	UP				2.30	228					
Children's Services	Home/Center Based Therapeutic Services	080	MCE025	Cedar Direct For HBTS And PAS	T1013					25.00	35					
Children's Services	Home/Center Based Therapeutic Services	080	MCE025	Cedar Direct For HBTS And PAS	T1013	U1				25.00	11					
Children's Services	Home/Center Based Therapeutic Services	080	MCE025	Cedar Direct For HBTS And PAS	T1016					16.00	50,931					
Children's Services	Home/Center Based Therapeutic Services	080	MCE025	Cedar Direct For HBTS And PAS	T1016	U1				13.50	38,923					
Children's Services	Home/Center Based Therapeutic Services	080	MCE025	Cedar Direct For HBTS And PAS	T1019					11.25	5,850					
Children's Services	Home/Center Based Therapeutic Services	080	MCE025	Cedar Direct For HBTS And PAS	T1019	TF				11.25	30,147					
Children's Services	Home/Center Based Therapeutic Services	080	MCE025	Cedar Direct For HBTS And PAS	T1019	TG				11.25	354,225					
Children's Services	Home/Center Based Therapeutic Services	080	MCE025	Cedar Direct For HBTS And PAS	T1023	U1				330.00	213					
Children's Services	Home/Center Based Therapeutic Services	080	MCE025	Cedar Direct For HBTS And PAS	T1024					31.00	55,709	26.39	26.39	33.84	33.84	33.84
Children's Services	Home/Center Based Therapeutic Services	080	MCE025	Cedar Direct For HBTS And PAS	T1024	U1				15.50	41,789					
Children's Services	Home/Center Based Therapeutic Services	080	MCE025	Cedar Direct For HBTS And PAS	T1024	XP				31.00	13					
Children's Services	Home/Center Based Therapeutic Services	080	MCE025	Cedar Direct For HBTS And PAS	T1027					27.50	16,122					
Children's Services	Home/Center Based Therapeutic Services	080	MRP019	ICF/MR Respite Waiver	T2024					220.00	213					
Children's Services	Home/Center Based Therapeutic Services	080	MRP020	Hospital/SNF Respite Waiver	T2024					220.00	1					
Children's Services	Home/Center Based Therapeutic Services	080	MRP021	Psych Hospital Respite Waiver	T2024					220.00	2					

Notes
 1. Services included are limited to those listed in Appendix 1 of the Reimbursement Rates Report.
 2. The Rhode Island Medicaid FFS rates are effective as of July 1, 2023, and the time period represented by the benchmarks is prior to this date.
 3. National commercial benchmark data was limited to calendar year 2021 and all 50 U.S. states.
 4. Limited insight into service requirements is available for payers included in this claims -based benchmarking approach. Differences in service requirements or rate payment structure may contribute to the reimbursement variances noted in this report.
 5. Benchmarks are subject to data availability. Not all Medicaid services within a service category are benchmarked. See the Methodology section of the accompanying "Private Payer, Medicare, and Medicaid MCO Rate Benchmarks" report for further information.
 6. Commercial benchmark data was sourced from the Milliman Consolidated Health Cost Guidelines™ Sources Database (CHSD). Several national and regional health plans contribute their annual enrollment and claims detail to this database with over 75 million commercially insured lives.
 7. Procedure code for CRAFT services represents a revenue code.
 8. The current rate for Cedar T1023 represents the rate effective July 1, 2021.

APPENDIX 1D

National commercial billed benchmarks: Procedure code

State of Rhode Island Office of the Health Insurance Commissioner Appendix 1D National Commercial Billed Benchmarks																
												Commercial Billed				
Major Service Category	Detailed Service Category	Billing Provider Code	Program Indicator Code	Program Description	Proc Code	Mod 1	Mod 2	Mod 3	Mod 4	Current Rate	SFY 2022 FFS Units	10 th Percentile	25 th Percentile	50 th Percentile	75 th Percentile	90 th Percentile
Behavioral Health Providers	BHDDH Behavioral Health Group	066	MBH015	Behavioral Services Non-DCYF	90791					150.00	5	135.00	159.32	200.00	250.00	350.00
Behavioral Health Providers	BHDDH Behavioral Health Group	066	MMH015	Adult Mental Health	90791	AJ				131.75	100	136.95	160.00	200.00	250.00	320.00
Behavioral Health Providers	BHDDH Behavioral Health Group	066	MMH015	Adult Mental Health	90791	HF				108.50	17					
Behavioral Health Providers	BHDDH Behavioral Health Group	066	MMH015	Adult Mental Health	90791	HO				131.75	115	150.00	165.00	200.00	249.00	300.00
Behavioral Health Providers	BHDDH Behavioral Health Group	066	MMH015	Adult Mental Health	90791	TD				124.00	110					
Behavioral Health Providers	BHDDH Behavioral Health Group	066	MMH015	Adult Mental Health	90791	UA				116.25	40					
Behavioral Health Providers	BHDDH Behavioral Health Group	066	MMH015	Adult Mental Health	90792					294.35	62	208.67	250.00	300.00	393.42	504.00
Behavioral Health Providers	BHDDH Behavioral Health Group	066	MMA001	General Medicaid	90792					120.00	2	208.67	250.00	300.00	393.42	504.00
Behavioral Health Providers	BHDDH Behavioral Health Group	066	MMH015	Adult Mental Health	90792	TD	TF			250.20	11					
Behavioral Health Providers	BHDDH Behavioral Health Group	066	MBH015	Behavioral Services Non-DCYF	90832					47.50	10	62.50	79.00	100.00	146.92	189.50
Behavioral Health Providers	BHDDH Behavioral Health Group	066	MMH015	Adult Mental Health	90832	AJ				52.50	82	75.00	95.00	108.87	130.00	156.00
Behavioral Health Providers	BHDDH Behavioral Health Group	066	MMH015	Adult Mental Health	90832	HF				45.50	161					
Behavioral Health Providers	BHDDH Behavioral Health Group	066	MMH015	Adult Mental Health	90832	HO				52.50	281	74.00	85.00	103.00	113.00	171.00
Behavioral Health Providers	BHDDH Behavioral Health Group	066	MMH015	Adult Mental Health	90832	UA				49.00	252					
Behavioral Health Providers	BHDDH Behavioral Health Group	066	MMA001	General Medicaid	90833					25.18	12	75.00	90.36	112.00	144.00	175.00
Behavioral Health Providers	BHDDH Behavioral Health Group	066	MMH015	Adult Mental Health	90833					42.00	16	75.00	90.36	112.00	144.00	175.00
Behavioral Health Providers	BHDDH Behavioral Health Group	066	MMH015	Adult Mental Health	90833	TD	TF			37.50	1					
Behavioral Health Providers	BHDDH Behavioral Health Group	066	MBH015	Behavioral Services Non-DCYF	90834					71.25	52	100.00	120.00	149.00	185.00	250.00
Behavioral Health Providers	BHDDH Behavioral Health Group	066	MMH015	Adult Mental Health	90834	AJ				72.00	178	97.09	115.00	130.00	150.00	200.00
Behavioral Health Providers	BHDDH Behavioral Health Group	066	MMH015	Adult Mental Health	90834	HF				62.40	202					
Behavioral Health Providers	BHDDH Behavioral Health Group	066	MMH015	Adult Mental Health	90834	HO				72.00	577	100.00	110.00	132.00	150.00	175.00
Behavioral Health Providers	BHDDH Behavioral Health Group	066	MMH015	Adult Mental Health	90834	UA				67.20	400					
Behavioral Health Providers	BHDDH Behavioral Health Group	066	MMA001	General Medicaid	90836					40.87	6	100.00	125.00	160.00	200.00	250.00
Behavioral Health Providers	BHDDH Behavioral Health Group	066	MBH015	Behavioral Services Non-DCYF	90837					95.00	1	120.00	135.00	159.00	198.98	250.00
Behavioral Health Providers	BHDDH Behavioral Health Group	066	MMH015	Adult Mental Health	90837	AJ				75.00	60	120.00	140.00	160.00	192.00	225.64
Behavioral Health Providers	BHDDH Behavioral Health Group	066	MMH015	Adult Mental Health	90837	HF				65.00	27					
Behavioral Health Providers	BHDDH Behavioral Health Group	066	MMH015	Adult Mental Health	90837	HO				75.00	189	120.00	150.00	160.00	200.00	225.00
Behavioral Health Providers	BHDDH Behavioral Health Group	066	MMH015	Adult Mental Health	90837	UA				70.00	137					
Behavioral Health Providers	BHDDH Behavioral Health Group	066	MMH015	Adult Mental Health	90846	AJ				90.00	1	100.00	125.00	150.00	200.00	263.81
Behavioral Health Providers	BHDDH Behavioral Health Group	066	MMH015	Adult Mental Health	90846					67.50	1					
Behavioral Health Providers	BHDDH Behavioral Health Group	066	MMH015	Adult Mental Health	90847					96.00	1	104.44	125.00	150.00	195.00	255.00
Behavioral Health Providers	BHDDH Behavioral Health Group	066	MMH015	Adult Mental Health	90847	HO				72.00	2	106.67	124.00	150.00	175.00	185.00
Behavioral Health Providers	BHDDH Behavioral Health Group	066	MMH015	Adult Mental Health	90847	UA				67.20	2					
Behavioral Health Providers	BHDDH Behavioral Health Group	066	MMH015	Adult Mental Health	90853					48.00	1	31.63	50.00	75.00	118.00	270.00
Behavioral Health Providers	BHDDH Behavioral Health Group	066	MMH015	Adult Mental Health	90853	AJ				36.00	2					
Behavioral Health Providers	BHDDH Behavioral Health Group	066	MMH015	Adult Mental Health	90853	HF				31.20	89					
Behavioral Health Providers	BHDDH Behavioral Health Group	066	MMH015	Adult Mental Health	90853	HO				36.00	34					
Behavioral Health Providers	BHDDH Behavioral Health Group	066	MMH015	Adult Mental Health	90853	UA				33.60	21					
Behavioral Health Providers	BHDDH Behavioral Health Group	066	MMA001	General Medicaid	99203					29.00	6	148.00	177.00	223.00	282.85	336.00
Behavioral Health Providers	BHDDH Behavioral Health Group	066	MMA001	General Medicaid	99204					45.00	8	228.00	275.00	340.00	439.37	522.00
Behavioral Health Providers	BHDDH Behavioral Health Group	066	MMA001	General Medicaid	99205					46.00	2	290.00	358.00	450.00	595.00	710.00
Behavioral Health Providers	BHDDH Behavioral Health Group	066	MMH015	Adult Mental Health	99211					8.05	126	33.40	39.00	50.84	70.00	128.00
Behavioral Health Providers	BHDDH Behavioral Health Group	066	MMH015	Adult Mental Health	99211	TD				7.50	4,569					
Behavioral Health Providers	BHDDH Behavioral Health Group	066	MMH015	Adult Mental Health	99212					56.00	7	62.00	75.00	95.00	125.12	162.00
Behavioral Health Providers	BHDDH Behavioral Health Group	066	MMA001	General Medicaid	99213					20.64	26	100.00	120.00	149.00	194.00	237.80
Behavioral Health Providers	BHDDH Behavioral Health Group	066	MMH015	Adult Mental Health	99213					78.00	193	100.00	120.00	149.00	194.00	237.80
Behavioral Health Providers	BHDDH Behavioral Health Group	066	MMH015	Adult Mental Health	99213	TD	TF			66.30	58					
Behavioral Health Providers	BHDDH Behavioral Health Group	066	MMA001	General Medicaid	99214					27.00	49	150.00	177.00	220.00	284.00	350.00
Behavioral Health Providers	BHDDH Behavioral Health Group	066	MMH015	Adult Mental Health	99214					118.00	242	150.00	177.00	220.00	284.00	350.00
Behavioral Health Providers	BHDDH Behavioral Health Group	066	MMH015	Adult Mental Health	99214	TD	TF			100.30	65					
Behavioral Health Providers	BHDDH Behavioral Health Group	066	MMH015	Adult Mental Health	99215					148.00	15	206.00	260.00	323.00	423.00	507.00
Behavioral Health Providers	BHDDH Behavioral Health Group	066	MMH015	Adult Mental Health	99215	TD	TF			125.80	2					
Behavioral Health Providers	BHDDH Behavioral Health Group	066	MBH015	Behavioral Services Non-DCYF	H0004	AJ				16.25	787					
Behavioral Health Providers	BHDDH Behavioral Health Group	066	MBH015	Behavioral Services Non-DCYF	H0004	HO				16.25	252					
Behavioral Health Providers	BHDDH Behavioral Health Group	066	MBH015	Behavioral Services Non-DCYF	H0004	HO	HR			18.75	36					
Behavioral Health Providers	BHDDH Behavioral Health Group	066	MBH015	Behavioral Services Non-DCYF	H0004	HO	HS			18.75	10					
Behavioral Health Providers	BHDDH Behavioral Health Group	066	MBH015	Behavioral Services Non-DCYF	H0004	HQ	AJ			5.00	4					

State of Rhode Island Office of the Health Insurance Commissioner Appendix 1D National Commercial Billed Benchmarks											Commercial Billed					
Major Service Category	Detailed Service Category	Billing Provider Code	Program Indicator Code	Program Description	Proc Code	Mod 1	Mod 2	Mod 3	Mod 4	Current Rate	SFY 2022 FFS Units	10 th Percentile	25 th Percentile	50 th Percentile	75 th Percentile	90 th Percentile
Behavioral Health Providers	BHDDH Behavioral Health Group	066	MBH015	Behavioral Services Non-DCYF	H0004	HQ	HO			5.00	4					
Behavioral Health Providers	BHDDH Behavioral Health Group	066	MBH015	Behavioral Services Non-DCYF	H0031	AJ				100.00	30					
Behavioral Health Providers	BHDDH Behavioral Health Group	066	MBH015	Behavioral Services Non-DCYF	H0031	HO				100.00	7					
Behavioral Health Providers	BHDDH Behavioral Health Group	066	MBH015	Behavioral Services Non-DCYF	H2010					30.00	28					
Behavioral Health Providers	Children's Behavioral Health Group	047	MMA001	General Medicaid	90785					2.89	22	14.00	20.00	25.00	31.00	50.00
Behavioral Health Providers	Children's Behavioral Health Group	047	MBH015	Behavioral Services Non-DCYF	90791					150.00	31	135.00	159.32	200.00	250.00	350.00
Behavioral Health Providers	Children's Behavioral Health Group	047	MBH015	Behavioral Services Non-DCYF	90791	HP				125.00	9					
Behavioral Health Providers	Children's Behavioral Health Group	047	MBH015	Behavioral Services Non-DCYF	90832					47.50	3	62.50	79.00	100.00	146.92	189.50
Behavioral Health Providers	Children's Behavioral Health Group	047	MMA001	General Medicaid	90832					37.98	1	62.50	79.00	100.00	146.92	189.50
Behavioral Health Providers	Children's Behavioral Health Group	047	MBH015	Behavioral Services Non-DCYF	90832	HP				40.00	8					
Behavioral Health Providers	Children's Behavioral Health Group	047	MBH015	Behavioral Services Non-DCYF	90834					71.25	43	100.00	120.00	149.00	185.00	250.00
Behavioral Health Providers	Children's Behavioral Health Group	047	MBH015	Behavioral Services Non-DCYF	90834	HP				60.00	19					
Behavioral Health Providers	Children's Behavioral Health Group	047	MMA001	General Medicaid	90836					40.87	1	100.00	125.00	160.00	200.00	250.00
Behavioral Health Providers	Children's Behavioral Health Group	047	MBH015	Behavioral Services Non-DCYF	90837	HP				95.00	19	120.00	135.00	159.00	198.98	250.00
Behavioral Health Providers	Children's Behavioral Health Group	047	MBH015	Behavioral Services Non-DCYF	90837	HP				80.00	17					
Behavioral Health Providers	Children's Behavioral Health Group	047	MMA001	General Medicaid	90838					65.84	1	125.00	157.00	192.00	231.00	300.00
Behavioral Health Providers	Children's Behavioral Health Group	047	MBH015	Behavioral Services Non-DCYF	90846	HP				90.00	10					
Behavioral Health Providers	Children's Behavioral Health Group	047	MBH015	Behavioral Services Non-DCYF	90847	HP				90.00	46					
Behavioral Health Providers	Children's Behavioral Health Group	047	MMA001	General Medicaid	96132					76.57	1	150.00	200.00	263.79	350.00	537.00
Behavioral Health Providers	Children's Behavioral Health Group	047	MMA001	General Medicaid	96133					58.41	4	125.00	179.00	225.00	300.00	411.43
Behavioral Health Providers	Children's Behavioral Health Group	047	MMA001	General Medicaid	96136					27.45	1	60.00	80.00	100.00	130.00	195.00
Behavioral Health Providers	Children's Behavioral Health Group	047	MMA001	General Medicaid	96137					25.39	5	60.00	76.00	100.00	130.00	200.00
Behavioral Health Providers	Children's Behavioral Health Group	047	MMA001	General Medicaid	99204					45.00	1	228.00	275.00	340.00	439.37	522.00
Behavioral Health Providers	Children's Behavioral Health Group	047	MMA001	General Medicaid	99213					20.64	1	100.00	120.00	149.00	194.00	237.80
Behavioral Health Providers	Children's Behavioral Health Group	047	MMA001	General Medicaid	99214					27.00	2	150.00	177.00	220.00	284.00	350.00
Behavioral Health Providers	Children's Behavioral Health Group	047	MMA001	General Medicaid	99221					38.18	1					
Behavioral Health Providers	Children's Behavioral Health Group	047	MMA001	General Medicaid	99222					44.00	3					
Behavioral Health Providers	Children's Behavioral Health Group	047	MMA001	General Medicaid	99223					46.00	5					
Behavioral Health Providers	Children's Behavioral Health Group	047	MMA001	General Medicaid	99231					17.00	14					
Behavioral Health Providers	Children's Behavioral Health Group	047	MMA001	General Medicaid	99232					29.72	30					
Behavioral Health Providers	Children's Behavioral Health Group	047	MMA001	General Medicaid	99233					29.72	18					
Behavioral Health Providers	Children's Behavioral Health Group	047	MMA001	General Medicaid	99238					34.88	1					
Behavioral Health Providers	Children's Behavioral Health Group	047	MMA001	General Medicaid	99285					92.55	3					
Behavioral Health Providers	Children's Behavioral Health Group	047	MBH015	Behavioral Services Non-DCYF	H0004	AJ				16.25	109					
Behavioral Health Providers	Children's Behavioral Health Group	047	MBH010	Behavioral Health Services DHS	H0031	HO	H9			70.00	26					
Behavioral Health Providers	Children's Behavioral Health Group	047	MBH010	Behavioral Health Services DHS	H0031	HP	H9			80.00	27					
Behavioral Health Providers	CMHC - ACT	061	MBA010	Assertive Community Treatment	H0040					41.65	140,677					
Behavioral Health Providers	CMHC - IHH	061	MBI010	Integrated Health Home	H0037					13.82	607,652					
Behavioral Health Providers	CMHC - MHPRR	061	MMH015	Adult Mental Health	H0019					85.00	1					
Behavioral Health Providers	CMHC - MHPRR	061	MMH015	Adult Mental Health	H0019	U1				85.00	4,751					
Behavioral Health Providers	CMHC - MHPRR	061	MMH015	Adult Mental Health	H0019	U3				125.00	11,137					
Behavioral Health Providers	CMHC - MHPRR	061	MMH015	Adult Mental Health	H0019	U4				125.00	32,029					
Behavioral Health Providers	CMHC - MHPRR	061	MMH015	Adult Mental Health	H0019	U5				175.00	3,540					
Behavioral Health Providers	CMHC - Other	061	MMH015	Adult Mental Health	90791	AJ				131.75	1					
Behavioral Health Providers	CMHC - Other	061	MMH015	Adult Mental Health	90791	HO				131.75	3					
Behavioral Health Providers	CMHC - Other	061	MMH015	Adult Mental Health	90791	UA				116.25	1					
Behavioral Health Providers	CMHC - Other	061	MMH015	Adult Mental Health	90792					294.35	1					
Behavioral Health Providers	CMHC - Other	061	MMH015	Adult Mental Health	90834	UA				67.20	1					
Behavioral Health Providers	CMHC - Other	061	MMH015	Adult Mental Health	99211					8.05	21					
Behavioral Health Providers	CMHC - Other	061	MMH015	Adult Mental Health	99211	TD				7.50	6					
Behavioral Health Providers	CMHC - Other	061	MMH015	Adult Mental Health	99213					78.00	1					
Behavioral Health Providers	CMHC - Other	061	MMH015	Adult Mental Health	99214					118.00	2					
Behavioral Health Providers	CMHC - Other	061	MBH090	Children's Intensive Services DHS	H0004					24.50	528					
Behavioral Health Providers	CMHC - Other	061	MDC080	Proj Connect & Residential Counsel	H0019	U5				532.38	2,000					
Behavioral Health Providers	CMHC - Other	061	MDC080	Proj Connect & Residential Counsel	H0019	U6				571.14	2,543					
Behavioral Health Providers	CMHC - Other	061	MDC080	Proj Connect & Residential Counsel	H0019	U7				580.26	2,470					
Behavioral Health Providers	CMHC - Other	061	MDC080	Proj Connect & Residential Counsel	H0019	U8				661.50	2,171					

State of Rhode Island Office of the Health Insurance Commissioner Appendix 1D National Commercial Billed Benchmarks											Commercial Billed					
Major Service Category	Detailed Service Category	Billing Provider Code	Program Indicator Code	Program Description	Proc Code	Mod 1	Mod 2	Mod 3	Mod 4	Current Rate	SFY 2022 FFS Units	10 th Percentile	25 th Percentile	50 th Percentile	75 th Percentile	90 th Percentile
Behavioral Health Providers	CMHC - Other	061	MMH015	Adult Mental Health	H0036	HN				21.25	4,193					
Behavioral Health Providers	CMHC - Other	061	MMA001	General Medicaid	H2001					223.50	12,856					
Behavioral Health Providers	CMHC - Other	061	MMA001	General Medicaid	H2011					22.50	2					
Behavioral Health Providers	CMHC - Other	061	MMH015	Adult Mental Health	H2011	U1				37.50	1,310					
Behavioral Health Providers	CMHC - Other	061	MBH090	Children's Intensive Services DHS	H2014					22.00	63					
Behavioral Health Providers	CMHC - Other	061	MDC080	Proj Connect & Residential Counsel	H2022					33.24	18,477					
Behavioral Health Providers	CMHC - Other	061	MMH015	Adult Mental Health	H2023					21.25	9,848					
Behavioral Health Providers	CMHC - Other	061	MBH090	Children's Intensive Services DHS	T1023					300.00	1					
Behavioral Health Providers	CMHC - Other	061	MMH010	Adult Mental Health	X0341					125.00	19					
Behavioral Health Providers	CMHC - Other	061	MAS010	Behavioral Health Acute	X0341	HH	TG			394.00	1,473					
Behavioral Health Providers	Emergency Behavioral Health Service	111	MBL010	Behavioral Healthcare Link	S9485					598.50	1,158					
Behavioral Health Providers	Licensed Therapist	017	MBH015	Behavioral Services Non-DCYF	90791					150.00	1	135.00	159.32	200.00	250.00	350.00
Behavioral Health Providers	Licensed Therapist	017	MBH015	Behavioral Services Non-DCYF	90834					71.25	33	100.00	120.00	149.00	185.00	250.00
Behavioral Health Providers	Licensed Therapist	017	MBH015	Behavioral Services Non-DCYF	90837					95.00	2	120.00	135.00	159.00	198.98	250.00
Behavioral Health Providers	Licensed Therapist	017	MBH015	Behavioral Services Non-DCYF	H0004	HO	HR			18.75	48					
Behavioral Health Providers	Other Therapies	073	MHP010	Hippotherapy	92507					29.00	238	77.00	95.00	125.00	161.00	182.00
Behavioral Health Providers	Other Therapies	073	MHP010	Hippotherapy	92508					19.00	76					
Behavioral Health Providers	Other Therapies	073	MHP010	Hippotherapy	92523					85.00	5					
Behavioral Health Providers	Other Therapies	073	MMA001	General Medicaid	92526					21.47	15	80.00	100.00	125.00	190.00	210.80
Behavioral Health Providers	Other Therapies	073	MMA001	General Medicaid	97035	GO				6.81	1	20.50	28.00	35.00	45.00	60.00
Behavioral Health Providers	Other Therapies	073	MHP010	Hippotherapy	97110					14.50	256	34.62	40.36	53.00	70.00	86.00
Behavioral Health Providers	Other Therapies	073	MHP010	Hippotherapy	97110	GO				14.50	2	40.80	54.00	66.00	85.00	103.17
Behavioral Health Providers	Other Therapies	073	MMA001	General Medicaid	97140	GO				9.29	2	41.00	51.00	61.00	76.00	96.15
Behavioral Health Providers	Other Therapies	073	MHP010	Hippotherapy	97150	GO				19.00	4					
Behavioral Health Providers	Other Therapies	073	MHP010	Hippotherapy	97165					85.00	5					
Behavioral Health Providers	Other Therapies	073	MHP010	Hippotherapy	97168					85.00	2					
Behavioral Health Providers	Other Therapies	073	MMA001	General Medicaid	97530					15.89	444	35.00	50.00	62.77	79.00	92.00
Behavioral Health Providers	Other Therapies	073	MMA001	General Medicaid	97530	GO				15.89	1	35.00	43.00	58.66	76.55	98.00
Behavioral Health Providers	Other Therapies	073	MMA001	General Medicaid	97535					10.73	50	34.25	45.00	52.00	70.00	86.00
Behavioral Health Providers	Other Therapies	073	MMA001	General Medicaid	99214					27.00	1	150.00	177.00	220.00	284.00	350.00
Behavioral Health Providers	Other Therapies	073	MHP010	Hippotherapy	H0046					36.00	20					
Behavioral Health Providers	Other Therapies	073	MHP010	Hippotherapy	H0046	HO				55.00	1,245					
Behavioral Health Providers	Other Therapies	073	MHP010	Hippotherapy	H2014					27.50	10					
Behavioral Health Providers	Other Therapies	073	MHP010	Hippotherapy	H2014	HO				27.50	488					
Behavioral Health Providers	Other Therapies	073	MHP015	Clubhouse	H2031					50.00	4,400					
Behavioral Health Providers	Other Therapies	073	MHP010	Hippotherapy	S9446					20.00	3,122					
Behavioral Health Providers	Other Therapies	073	MHP010	Hippotherapy	T1016					16.00	1,236					
Behavioral Health Providers	Other Therapies	073	MHP010	Hippotherapy	T1024					31.00	4,452	33.84	33.84	33.84	300.00	300.00
Behavioral Health Providers	Peer Recovery Services	109	MBP010	Peer Support Services-MH	H0038	U2				13.50	4,268					
Behavioral Health Providers	Peer Recovery Services	109	MBP010	Peer Support Services-MH	H0038	U2	HQ			4.00	10					
Behavioral Health Providers	Peer Recovery Services	109	MBP011	Peer Support Services-SA	H0038	U3				13.50	4,236					
Behavioral Health Providers	Peer Recovery Services	109	MBP011	Peer Support Services-SA	H0038	U3	HQ			4.00	726					
Behavioral Health Providers	Psychologist	030	MMA001	General Medicaid	90791					110.00	34	135.00	159.32	200.00	250.00	350.00
Behavioral Health Providers	Psychologist	030	MMA001	General Medicaid	90832					37.98	124	62.50	79.00	100.00	146.92	189.50
Behavioral Health Providers	Psychologist	030	MMA001	General Medicaid	90834					80.00	4	100.00	120.00	149.00	185.00	250.00
Behavioral Health Providers	Psychologist	030	MMA001	General Medicaid	90834	GT				48.92	4	100.00	125.00	140.00	180.00	225.00
Behavioral Health Providers	Psychologist	030	MMA001	General Medicaid	90837					80.00	5	120.00	135.00	159.00	198.98	250.00
Behavioral Health Providers	Psychologist	030	MMA001	General Medicaid	90847					80.00	2	104.44	125.00	150.00	195.00	255.00
Behavioral Health Providers	Psychologist	030	MMA001	General Medicaid	96130					68.11	1	130.00	160.00	203.00	260.00	326.98
Behavioral Health Providers	Psychologist	030	MMA001	General Medicaid	96131					51.81	1	105.00	150.00	182.00	241.00	290.00
Behavioral Health Providers	Psychologist	030	MMA001	General Medicaid	96132					76.57	27	150.00	200.00	263.79	350.00	537.00
Behavioral Health Providers	Psychologist	030	MMA001	General Medicaid	96133					58.41	60	125.00	179.00	225.00	300.00	411.43
Behavioral Health Providers	Psychologist	030	MMA001	General Medicaid	96136					27.45	14	60.00	80.00	100.00	130.00	195.00
Behavioral Health Providers	Psychologist	030	MMA001	General Medicaid	96137					25.39	62	60.00	76.00	100.00	130.00	200.00
Behavioral Health Providers	Psychologist	030	MMA001	General Medicaid	96138					22.29	12					
Behavioral Health Providers	Psychologist	030	MMA001	General Medicaid	96139					22.29	48	60.00	75.00	95.00	125.00	183.64
Behavioral Health Providers	Psychologist	030	MMA001	General Medicaid	99484					27.86	1					

State of Rhode Island Office of the Health Insurance Commissioner Appendix 1D National Commercial Billed Benchmarks																
												Commercial Billed				
Major Service Category	Detailed Service Category	Billing Provider Code	Program Indicator Code	Program Description	Proc Code	Mod 1	Mod 2	Mod 3	Mod 4	Current Rate	SFY 2022 FFS Units	10 th Percentile	25 th Percentile	50 th Percentile	75 th Percentile	90 th Percentile
Behavioral Health Providers	Substance Use Rehabilitation	060	MMA001	General Medicaid	80307					47.89	16	90.00	102.25	160.00	272.95	452.00
Behavioral Health Providers	Substance Use Rehabilitation	060	MMA001	General Medicaid	90791					110.00	3	135.00	159.32	200.00	250.00	350.00
Behavioral Health Providers	Substance Use Rehabilitation	060	MMA001	General Medicaid	90792					120.00	4	208.67	250.00	300.00	393.42	504.00
Behavioral Health Providers	Substance Use Rehabilitation	060	MMA001	General Medicaid	90832					37.98	3	62.50	79.00	100.00	146.92	189.50
Behavioral Health Providers	Substance Use Rehabilitation	060	MMA001	General Medicaid	90834					80.00	15	100.00	120.00	149.00	185.00	250.00
Behavioral Health Providers	Substance Use Rehabilitation	060	MMA001	General Medicaid	90834	95				48.92	2	110.00	135.00	170.00	227.25	300.00
Behavioral Health Providers	Substance Use Rehabilitation	060	MMA001	General Medicaid	90837					80.00	1	120.00	135.00	159.00	198.98	250.00
Behavioral Health Providers	Substance Use Rehabilitation	060	MMA001	General Medicaid	99204					45.00	2	228.00	275.00	340.00	439.37	522.00
Behavioral Health Providers	Substance Use Rehabilitation	060	MMA001	General Medicaid	99213					20.64	11	100.00	120.00	149.00	194.00	237.80
Behavioral Health Providers	Substance Use Rehabilitation	060	MMA001	General Medicaid	99214	95				27.00	2	150.00	185.00	242.00	300.00	368.00
Behavioral Health Providers	Substance Use Rehabilitation	060	MSA010	Substance Abuse Services	H0001					97.00	107					
Behavioral Health Providers	Substance Use Rehabilitation	060	MSA010	Substance Abuse Services	H0001	UD				97.00	36					
Behavioral Health Providers	Substance Use Rehabilitation	060	MSA010	Substance Abuse Services	H0004					17.94	4,837					
Behavioral Health Providers	Substance Use Rehabilitation	060	MSA010	Substance Abuse Services	H0004	UD				17.94	1,345					
Behavioral Health Providers	Substance Use Rehabilitation	060	MSA010	Substance Abuse Services	H0005					32.30	3,313					
Behavioral Health Providers	Substance Use Rehabilitation	060	MSA010	Substance Abuse Services	H0005	UD				32.30	2,509					
Behavioral Health Providers	Substance Use Rehabilitation	060	MSA010	Substance Abuse Services	H0015	HF				91.50	152					
Behavioral Health Providers	Substance Use Rehabilitation	060	MSA010	Substance Abuse Services	H0020					12.14	27,405					
Behavioral Health Providers	Substance Use Rehabilitation	060	MBO020	Opioid Treatment Program	H0037					7.64	41,054					
Behavioral Health Providers	Substance Use Rehabilitation	060	MSA010	Substance Abuse Services	H2036					91.50	29					
Children's Services	Cedar	082	MCE010	Cedar Center Services	T1023					900.00	55					
Children's Services	Cedar	082	MCE010	Cedar Center Services	H2000					220.00	-					
Children's Services	Cedar	082	MCE010	Cedar Center Services	H2021					20.00	-					
Children's Services	CRAFT	003	MMA001	General Medicaid	0154					496.60	30					
Children's Services	CRAFT	003	MMC010	Managed Care - RliteCare	0154					496.60	6,006					
Children's Services	Early Intervention	059	MEI015	Early Intervention Non-MA	92522					217.21	2					
Children's Services	Early Intervention	059	MEI015	Early Intervention Non-MA	92523					434.42	28					
Children's Services	Early Intervention	059	MEI010	Early Intervention MA	92523					434.42	1					
Children's Services	Early Intervention	059	MEI015	Early Intervention Non-MA	92523	52				217.21	65					
Children's Services	Early Intervention	059	MEI010	Early Intervention MA	92523	52				217.21	6					
Children's Services	Early Intervention	059	MEI015	Early Intervention Non-MA	97161					217.21	14	105.00	125.00	150.00	210.00	256.00
Children's Services	Early Intervention	059	MEI010	Early Intervention MA	97161					217.21	1	105.00	125.00	150.00	210.00	256.00
Children's Services	Early Intervention	059	MEI015	Early Intervention Non-MA	97162					217.21	26	110.00	130.00	160.00	236.00	270.00
Children's Services	Early Intervention	059	MEI010	Early Intervention MA	97162					217.21	2	110.00	130.00	160.00	236.00	270.00
Children's Services	Early Intervention	059	MEI015	Early Intervention Non-MA	97163					217.21	7					
Children's Services	Early Intervention	059	MEI010	Early Intervention MA	97165					217.21	1					
Children's Services	Early Intervention	059	MEI015	Early Intervention Non-MA	97165					217.21	79					
Children's Services	Early Intervention	059	MEI015	Early Intervention Non-MA	97166					217.21	43					
Children's Services	Early Intervention	059	MEI010	Early Intervention MA	97166					217.21	1					
Children's Services	Early Intervention	059	MEI015	Early Intervention Non-MA	97167					217.21	2					
Children's Services	Early Intervention	059	MEI010	Early Intervention MA	97167					217.21	1					
Children's Services	Early Intervention	059	MEI015	Early Intervention Non-MA	97168					217.21	2					
Children's Services	Early Intervention	059	MMA001	General Medicaid	99502					59.95	37					
Children's Services	Early Intervention	059	MMA001	General Medicaid	99502	AJ				67.85	2					
Children's Services	Early Intervention	059	MMA001	General Medicaid	99502	TD				85.86	155					
Children's Services	Early Intervention	059	MMA001	General Medicaid	99600					64.53	-					
Children's Services	Early Intervention	059	MMA001	General Medicaid	99600	HD				64.53	-					
Children's Services	Early Intervention	059	MMA001	General Medicaid	99600	U3				46.88	-					
Children's Services	Early Intervention	059	MMA001	General Medicaid	99600	U3 U4				46.88	-					
Children's Services	Early Intervention	059	MMA001	General Medicaid	99600	U4				64.53	-					
Children's Services	Early Intervention	059	MEI010	Early Intervention MA	H0046					68.79	49					
Children's Services	Early Intervention	059	MEI015	Early Intervention Non-MA	H0046					68.79	480					
Children's Services	Early Intervention	059	MMA001	General Medicaid	H1000					396.92	-					
Children's Services	Early Intervention	059	MMA001	General Medicaid	H1000	HD				46.88	-					
Children's Services	Early Intervention	059	MEI010	Early Intervention MA	H2000					1064.36	74					
Children's Services	Early Intervention	059	MEI015	Early Intervention Non-MA	H2000					1064.36	629					
Children's Services	Early Intervention	059	MEI010	Early Intervention MA	S9446					21.72	23					

State of Rhode Island Office of the Health Insurance Commissioner Appendix 1D National Commercial Billed Benchmarks											Commercial Billed					
Major Service Category	Detailed Service Category	Billing Provider Code	Program Indicator Code	Program Description	Proc Code	Mod 1	Mod 2	Mod 3	Mod 4	Current Rate	SFY 2022 FFS Units	10 th	25 th	50 th	75 th	90 th
												Percentile	Percentile	Percentile	Percentile	Percentile
Children's Services	Early Intervention	059	MEI015	Early Intervention Non-MA	S9446					21.72	261					
Children's Services	Early Intervention	059	MEI015	Early Intervention Non-MA	S9446	GO				21.72	12					
Children's Services	Early Intervention	059	MEI015	Early Intervention Non-MA	S9446	TF				21.72	64					
Children's Services	Early Intervention	059	MEI010	Early Intervention MA	S9446	TF				21.72	16					
Children's Services	Early Intervention	059	MEI015	Early Intervention Non-MA	S9446	TG				27.83	411					
Children's Services	Early Intervention	059	MEI010	Early Intervention MA	S9446	TG				27.83	12					
Children's Services	Early Intervention	059	MEI010	Early Intervention MA	T1013					25.59	222					
Children's Services	Early Intervention	059	MEI015	Early Intervention Non-MA	T1013					25.59	474					
Children's Services	Early Intervention	059	MEI010	Early Intervention MA	T1013	TL				25.59	49					
Children's Services	Early Intervention	059	MEI015	Early Intervention Non-MA	T1013	TL				25.59	117					
Children's Services	Early Intervention	059	MEI010	Early Intervention MA	T1016					25.35	1,260					
Children's Services	Early Intervention	059	MEI015	Early Intervention Non-MA	T1016					25.35	8,230					
Children's Services	Early Intervention	059	MEI010	Early Intervention MA	T1016	TF				50.69	510					
Children's Services	Early Intervention	059	MEI015	Early Intervention Non-MA	T1016	TF				50.69	3,728					
Children's Services	Early Intervention	059	MEI015	Early Intervention Non-MA	T1016	TG				76.04	296					
Children's Services	Early Intervention	059	MEI010	Early Intervention MA	T1016	TG				76.04	73					
Children's Services	Early Intervention	059	MEI010	Early Intervention MA	T1023					228.11	68					
Children's Services	Early Intervention	059	MEI015	Early Intervention Non-MA	T1023					228.11	584					
Children's Services	Early Intervention	059	MEI010	Early Intervention MA	T1023	TL				50.69	72					
Children's Services	Early Intervention	059	MEI015	Early Intervention Non-MA	T1023	TL				50.69	589					
Children's Services	Early Intervention	059	MEI010	Early Intervention MA	T1024					43.44	1,344	33.84	33.84	33.84	300.00	300.00
Children's Services	Early Intervention	059	MEI015	Early Intervention Non-MA	T1024					43.44	12,581	33.84	33.84	33.84	300.00	300.00
Children's Services	Early Intervention	059	MEI010	Early Intervention MA	T1024	AE				43.44	38					
Children's Services	Early Intervention	059	MEI015	Early Intervention Non-MA	T1024	AE				43.44	148					
Children's Services	Early Intervention	059	MEI015	Early Intervention Non-MA	T1024	AJ				43.44	68	33.84	33.84	33.84	33.84	33.84
Children's Services	Early Intervention	059	MEI010	Early Intervention MA	T1024	GN				43.44	1,043	29.96	33.84	33.84	33.84	33.84
Children's Services	Early Intervention	059	MEI015	Early Intervention Non-MA	T1024	GN				43.44	9,665	29.96	33.84	33.84	33.84	33.84
Children's Services	Early Intervention	059	MEI010	Early Intervention MA	T1024	GO				43.44	1,032	29.96	33.84	33.84	33.84	33.84
Children's Services	Early Intervention	059	MEI015	Early Intervention Non-MA	T1024	GO				43.44	4,849	29.96	33.84	33.84	33.84	33.84
Children's Services	Early Intervention	059	MEI010	Early Intervention MA	T1024	GP				43.44	937	29.96	33.84	33.84	33.84	33.84
Children's Services	Early Intervention	059	MEI015	Early Intervention Non-MA	T1024	GP				43.44	2,496	29.96	33.84	33.84	33.84	33.84
Children's Services	Early Intervention	059	MEI010	Early Intervention MA	T1024	HN				29.70	647	33.84	33.84	33.84	33.84	33.84
Children's Services	Early Intervention	059	MEI015	Early Intervention Non-MA	T1024	HN				29.70	3,516	33.84	33.84	33.84	33.84	33.84
Children's Services	Early Intervention	059	MEI015	Early Intervention Non-MA	T1024	TD				43.44	242	33.84	33.84	33.84	33.84	33.84
Children's Services	Early Intervention	059	MEI010	Early Intervention MA	T1024	TD				43.44	100	33.84	33.84	33.84	33.84	33.84
Children's Services	Early Intervention	059	MEI015	Early Intervention Non-MA	T1024	TG				43.44	54					
Children's Services	Early Intervention	059	MEI010	Early Intervention MA	T1024	TG				43.44	10					
Children's Services	Early Intervention	059	MEI010	Early Intervention MA	T1024	TG	HO			43.44	10					
Children's Services	Early Intervention	059	MEI015	Early Intervention Non-MA	T1024	TL	HO			43.44	71					
Children's Services	Early Intervention	059	MEI010	Early Intervention MA	T1024	TL	HO			43.44	17					
Children's Services	Early Intervention	059	MEI010	Early Intervention MA	T1027					43.44	1,120					
Children's Services	Early Intervention	059	MEI015	Early Intervention Non-MA	T1027					43.44	10,877					
Children's Services	Early Intervention	059	MEI010	Early Intervention MA	T1027	AE				43.44	77					
Children's Services	Early Intervention	059	MEI015	Early Intervention Non-MA	T1027	AE				43.44	255					
Children's Services	Early Intervention	059	MEI010	Early Intervention MA	T1027	AJ				43.44	23					
Children's Services	Early Intervention	059	MEI015	Early Intervention Non-MA	T1027	AJ				43.44	217					
Children's Services	Early Intervention	059	MEI010	Early Intervention MA	T1027	GN				43.44	1,094					
Children's Services	Early Intervention	059	MEI015	Early Intervention Non-MA	T1027	GN				43.44	13,088					
Children's Services	Early Intervention	059	MEI010	Early Intervention MA	T1027	GO				43.44	948					
Children's Services	Early Intervention	059	MEI015	Early Intervention Non-MA	T1027	GO				43.44	4,766					
Children's Services	Early Intervention	059	MEI010	Early Intervention MA	T1027	GP				43.44	1,467					
Children's Services	Early Intervention	059	MEI015	Early Intervention Non-MA	T1027	GP				43.44	5,407					
Children's Services	Early Intervention	059	MEI010	Early Intervention MA	T1027	HN				29.70	340					
Children's Services	Early Intervention	059	MEI015	Early Intervention Non-MA	T1027	HN				29.70	2,672					
Children's Services	Early Intervention	059	MEI010	Early Intervention MA	T1027	TD				43.44	117					
Children's Services	Early Intervention	059	MEI015	Early Intervention Non-MA	T1027	TD				43.44	201					
Children's Services	Early Intervention	059	MEI015	Early Intervention Non-MA	T1027	TG				43.44	83					

State of Rhode Island Office of the Health Insurance Commissioner Appendix 1D National Commercial Billed Benchmarks											Commercial Billed					
Major Service Category	Detailed Service Category	Billing Provider Code	Program Indicator Code	Program Description	Proc Code	Mod 1	Mod 2	Mod 3	Mod 4	Current Rate	SFY 2022 FFS Units	10 th	25 th	50 th	75 th	90 th
												Percentile	Percentile	Percentile	Percentile	Percentile
Children's Services	Early Intervention	059	MEI010	Early Intervention MA	T1027	TG				43.44	24					
Children's Services	Early Intervention	059	MEI015	Early Intervention Non-MA	T1027	TG	HO			43.44	30					
Children's Services	Early Intervention	059	MEI010	Early Intervention MA	T2004					14.49	2					
Children's Services	Early Intervention	059	MEI015	Early Intervention Non-MA	V2799					43.44	4					
Children's Services	Early Intervention	059	MEI010	Early Intervention MA	V2799					43.44	-					
Children's Services	Home/Center Based Therapeutic Services	080	MMA001	General Medicaid	90791					110.00	1	135.00	159.32	200.00	250.00	350.00
Children's Services	Home/Center Based Therapeutic Services	080	MMA001	General Medicaid	90834					80.00	3	100.00	120.00	149.00	185.00	250.00
Children's Services	Home/Center Based Therapeutic Services	080	MMA001	General Medicaid	90837					80.00	9	120.00	135.00	159.00	198.98	250.00
Children's Services	Home/Center Based Therapeutic Services	080	MMA001	General Medicaid	90847					80.00	2	104.44	125.00	150.00	195.00	255.00
Children's Services	Home/Center Based Therapeutic Services	080	MMA001	General Medicaid	90853					14.40	9	31.63	50.00	75.00	118.00	270.00
Children's Services	Home/Center Based Therapeutic Services	080	MCE030	Cedar Direct- Kids Connect	97150					8.00	210,588					
Children's Services	Home/Center Based Therapeutic Services	080	MCE030	Cedar Direct- Kids Connect	97150	HA				16.00	19,819					
Children's Services	Home/Center Based Therapeutic Services	080	MCE025	Cedar Direct For HBTS And PAS	H0046					36.00	11,986					
Children's Services	Home/Center Based Therapeutic Services	080	MCE025	Cedar Direct For HBTS And PAS	H0046	HN				15.68	162					
Children's Services	Home/Center Based Therapeutic Services	080	MCE025	Cedar Direct For HBTS And PAS	H0046	HO				55.00	15,566					
Children's Services	Home/Center Based Therapeutic Services	080	MCE025	Cedar Direct For HBTS And PAS	H0046	HO	U1			27.50	6,493					
Children's Services	Home/Center Based Therapeutic Services	080	MCE025	Cedar Direct For HBTS And PAS	H0046	HO	XP			55.00	28					
Children's Services	Home/Center Based Therapeutic Services	080	MCE025	Cedar Direct For HBTS And PAS	H0046	HP				65.00	2					
Children's Services	Home/Center Based Therapeutic Services	080	MCE025	Cedar Direct For HBTS And PAS	H0046	HP	U1			32.50	8					
Children's Services	Home/Center Based Therapeutic Services	080	MCE025	Cedar Direct For HBTS And PAS	H0046	U1				18.00	3,359					
Children's Services	Home/Center Based Therapeutic Services	080	MCE030	Cedar Direct- Kids Connect	H2000					330.00	83					
Children's Services	Home/Center Based Therapeutic Services	080	MCE025	Cedar Direct For HBTS And PAS	H2014					27.50	1,442					
Children's Services	Home/Center Based Therapeutic Services	080	MCE025	Cedar Direct For HBTS And PAS	H2014	HO				27.50	8,261					
Children's Services	Home/Center Based Therapeutic Services	080	MCE025	Cedar Direct For HBTS And PAS	H2014	HP				32.50	12					
Children's Services	Home/Center Based Therapeutic Services	080	MCE025	Cedar Direct For HBTS And PAS	H2016					4.95	91,892					
Children's Services	Home/Center Based Therapeutic Services	080	MCE030	Cedar Direct- Kids Connect	H2021					40.00	545					
Children's Services	Home/Center Based Therapeutic Services	080	MCE025	Cedar Direct For HBTS And PAS	S9446					20.00	757					
Children's Services	Home/Center Based Therapeutic Services	080	MRP019	ICF/MR Respite Waiver	T1005					9.00	63,253					
Children's Services	Home/Center Based Therapeutic Services	080	MRP020	Hospital/SNF Respite Waiver	T1005					9.00	659					
Children's Services	Home/Center Based Therapeutic Services	080	MRP021	Psych Hospital Respite Waiver	T1005					9.00	72					
Children's Services	Home/Center Based Therapeutic Services	080	MRP019	ICF/MR Respite Waiver	T1005	UN				2.30	5,565					
Children's Services	Home/Center Based Therapeutic Services	080	MRP019	ICF/MR Respite Waiver	T1005	UP				2.30	228					
Children's Services	Home/Center Based Therapeutic Services	080	MCE025	Cedar Direct For HBTS And PAS	T1013					25.00	35					
Children's Services	Home/Center Based Therapeutic Services	080	MCE025	Cedar Direct For HBTS And PAS	T1013	U1				25.00	11					
Children's Services	Home/Center Based Therapeutic Services	080	MCE025	Cedar Direct For HBTS And PAS	T1016					16.00	50,931					
Children's Services	Home/Center Based Therapeutic Services	080	MCE025	Cedar Direct For HBTS And PAS	T1016	U1				13.50	38,923					
Children's Services	Home/Center Based Therapeutic Services	080	MCE025	Cedar Direct For HBTS And PAS	T1019					11.25	5,850					
Children's Services	Home/Center Based Therapeutic Services	080	MCE025	Cedar Direct For HBTS And PAS	T1019	TF				11.25	30,147					
Children's Services	Home/Center Based Therapeutic Services	080	MCE025	Cedar Direct For HBTS And PAS	T1019	TG				11.25	354,225					
Children's Services	Home/Center Based Therapeutic Services	080	MCE025	Cedar Direct For HBTS And PAS	T1023	U1				330.00	213					
Children's Services	Home/Center Based Therapeutic Services	080	MCE025	Cedar Direct For HBTS And PAS	T1024					31.00	55,709	33.84	33.84	33.84	300.00	300.00
Children's Services	Home/Center Based Therapeutic Services	080	MCE025	Cedar Direct For HBTS And PAS	T1024	U1				15.50	41,789					
Children's Services	Home/Center Based Therapeutic Services	080	MCE025	Cedar Direct For HBTS And PAS	T1024	XP				31.00	13					
Children's Services	Home/Center Based Therapeutic Services	080	MCE025	Cedar Direct For HBTS And PAS	T1027					27.50	16,122					
Children's Services	Home/Center Based Therapeutic Services	080	MRP019	ICF/MR Respite Waiver	T2024					220.00	213					
Children's Services	Home/Center Based Therapeutic Services	080	MRP020	Hospital/SNF Respite Waiver	T2024					220.00	1					
Children's Services	Home/Center Based Therapeutic Services	080	MRP021	Psych Hospital Respite Waiver	T2024					220.00	2					

- Notes**
- Services included are limited to those listed in Appendix 1 of the Reimbursement Rates Report.
 - The Rhode Island Medicaid FFS rates are effective as of July 1, 2023, and the time period represented by the benchmarks is prior to this date.
 - National commercial benchmark data was limited to calendar year 2021 and all 50 U.S. states.
 - Limited insight into service requirements is available for payers included in this claims -based benchmarking approach. Differences in service requirements or rate payment structure may contribute to the reimbursement variances noted in this report.
 - Benchmarks are subject to data availability. Not all Medicaid services within a service category are benchmarked. See the Methodology section of the accompanying "Private Payer, Medicare, and Medicaid MCO Rate Benchmarks" report for further information.
 - Commercial benchmark data was sourced from the Milliman Consolidated Health Cost Guidelines™ Sources Database (CHSD). Several national and regional health plans contribute their annual enrollment and claims detail to this database with over 75 million commercially insured lives.
 - Procedure code for CRAFT services represents a revenue code.
 - The current rate for Cedar T1023 represents the rate effective July 1, 2021.

APPENDIX 1E

Medicaid MCO benchmarks: Procedure code

State of Rhode Island Office of the Health Insurance Commissioner Appendix 1E Medicaid MCO Benchmarks												
Major Service Category	Detailed Service Category	Billing Provider Code	Program Indicator Code	Program Description	Proc Code	Mod 1	Mod 2	Mod 3	Mod 4	Current Rate	SFY 2022 FFS Units	Average Medicaid MCO Rate
Behavioral Health Providers	BHDDH Behavioral Health Group	066	MBH015	Behavioral Services Non-DCYF	90791					150.00	5	122.50
Behavioral Health Providers	BHDDH Behavioral Health Group	066	MMH015	Adult Mental Health	90791	AJ				131.75	100	124.26
Behavioral Health Providers	BHDDH Behavioral Health Group	066	MMH015	Adult Mental Health	90791	HF				108.50	17	
Behavioral Health Providers	BHDDH Behavioral Health Group	066	MMH015	Adult Mental Health	90791	HO				131.75	115	125.67
Behavioral Health Providers	BHDDH Behavioral Health Group	066	MMH015	Adult Mental Health	90791	TD				124.00	110	
Behavioral Health Providers	BHDDH Behavioral Health Group	066	MMH015	Adult Mental Health	90791	UA				116.25	40	
Behavioral Health Providers	BHDDH Behavioral Health Group	066	MMH015	Adult Mental Health	90792					294.35	62	228.93
Behavioral Health Providers	BHDDH Behavioral Health Group	066	MMA001	General Medicaid	90792					120.00	2	228.93
Behavioral Health Providers	BHDDH Behavioral Health Group	066	MMH015	Adult Mental Health	90792	TD	TF			250.20	11	
Behavioral Health Providers	BHDDH Behavioral Health Group	066	MBH015	Behavioral Services Non-DCYF	90832					47.50	10	51.66
Behavioral Health Providers	BHDDH Behavioral Health Group	066	MMH015	Adult Mental Health	90832	AJ				52.50	82	61.26
Behavioral Health Providers	BHDDH Behavioral Health Group	066	MMH015	Adult Mental Health	90832	HF				45.50	161	
Behavioral Health Providers	BHDDH Behavioral Health Group	066	MMH015	Adult Mental Health	90832	HO				52.50	281	64.15
Behavioral Health Providers	BHDDH Behavioral Health Group	066	MMH015	Adult Mental Health	90832	UA				49.00	252	
Behavioral Health Providers	BHDDH Behavioral Health Group	066	MMA001	General Medicaid	90833					25.18	12	43.05
Behavioral Health Providers	BHDDH Behavioral Health Group	066	MMH015	Adult Mental Health	90833					42.00	16	43.05
Behavioral Health Providers	BHDDH Behavioral Health Group	066	MMH015	Adult Mental Health	90833	TD	TF			37.50	1	
Behavioral Health Providers	BHDDH Behavioral Health Group	066	MBH015	Behavioral Services Non-DCYF	90834					71.25	52	73.78
Behavioral Health Providers	BHDDH Behavioral Health Group	066	MMH015	Adult Mental Health	90834	AJ				72.00	178	70.90
Behavioral Health Providers	BHDDH Behavioral Health Group	066	MMH015	Adult Mental Health	90834	HF				62.40	202	
Behavioral Health Providers	BHDDH Behavioral Health Group	066	MMH015	Adult Mental Health	90834	HO				72.00	577	73.30
Behavioral Health Providers	BHDDH Behavioral Health Group	066	MMH015	Adult Mental Health	90834	UA				67.20	400	95.02
Behavioral Health Providers	BHDDH Behavioral Health Group	066	MMA001	General Medicaid	90836					40.87	6	
Behavioral Health Providers	BHDDH Behavioral Health Group	066	MBH015	Behavioral Services Non-DCYF	90837					95.00	1	88.24
Behavioral Health Providers	BHDDH Behavioral Health Group	066	MMH015	Adult Mental Health	90837	AJ				75.00	60	87.52
Behavioral Health Providers	BHDDH Behavioral Health Group	066	MMH015	Adult Mental Health	90837	HF				65.00	27	
Behavioral Health Providers	BHDDH Behavioral Health Group	066	MMH015	Adult Mental Health	90837	HO				75.00	189	86.75
Behavioral Health Providers	BHDDH Behavioral Health Group	066	MMH015	Adult Mental Health	90837	UA				70.00	137	
Behavioral Health Providers	BHDDH Behavioral Health Group	066	MMH015	Adult Mental Health	90846					90.00	1	62.55
Behavioral Health Providers	BHDDH Behavioral Health Group	066	MMH015	Adult Mental Health	90846	AJ				67.50	1	
Behavioral Health Providers	BHDDH Behavioral Health Group	066	MMH015	Adult Mental Health	90847					96.00	1	77.10
Behavioral Health Providers	BHDDH Behavioral Health Group	066	MMH015	Adult Mental Health	90847	HO				72.00	2	66.40
Behavioral Health Providers	BHDDH Behavioral Health Group	066	MMH015	Adult Mental Health	90847	UA				67.20	2	
Behavioral Health Providers	BHDDH Behavioral Health Group	066	MMH015	Adult Mental Health	90853					48.00	1	38.70
Behavioral Health Providers	BHDDH Behavioral Health Group	066	MMH015	Adult Mental Health	90853	AJ				36.00	2	
Behavioral Health Providers	BHDDH Behavioral Health Group	066	MMH015	Adult Mental Health	90853	HF				31.20	89	
Behavioral Health Providers	BHDDH Behavioral Health Group	066	MMH015	Adult Mental Health	90853	HO				36.00	34	
Behavioral Health Providers	BHDDH Behavioral Health Group	066	MMH015	Adult Mental Health	90853	UA				33.60	21	
Behavioral Health Providers	BHDDH Behavioral Health Group	066	MMA001	General Medicaid	99203					29.00	6	
Behavioral Health Providers	BHDDH Behavioral Health Group	066	MMA001	General Medicaid	99204					45.00	8	127.81
Behavioral Health Providers	BHDDH Behavioral Health Group	066	MMA001	General Medicaid	99205					46.00	2	
Behavioral Health Providers	BHDDH Behavioral Health Group	066	MMH015	Adult Mental Health	99211					8.05	126	31.98
Behavioral Health Providers	BHDDH Behavioral Health Group	066	MMH015	Adult Mental Health	99211	TD				7.50	4,569	7.50
Behavioral Health Providers	BHDDH Behavioral Health Group	066	MMH015	Adult Mental Health	99212					56.00	7	
Behavioral Health Providers	BHDDH Behavioral Health Group	066	MMA001	General Medicaid	99213					20.64	26	68.69

State of Rhode Island Office of the Health Insurance Commissioner Appendix 1E Medicaid MCO Benchmarks												
Major Service Category	Detailed Service Category	Billing Provider Code	Program Indicator Code	Program Description	Proc Code	Mod 1	Mod 2	Mod 3	Mod 4	Current Rate	SFY 2022 FFS Units	Average Medicaid MCO Rate
Behavioral Health Providers	BHDDH Behavioral Health Group	066	MMH015	Adult Mental Health	99213					78.00	193	68.69
Behavioral Health Providers	BHDDH Behavioral Health Group	066	MMH015	Adult Mental Health	99213	TD	TF			66.30	58	
Behavioral Health Providers	BHDDH Behavioral Health Group	066	MMA001	General Medicaid	99214					27.00	49	92.60
Behavioral Health Providers	BHDDH Behavioral Health Group	066	MMH015	Adult Mental Health	99214					118.00	242	92.60
Behavioral Health Providers	BHDDH Behavioral Health Group	066	MMH015	Adult Mental Health	99214	TD	TF			100.30	65	
Behavioral Health Providers	BHDDH Behavioral Health Group	066	MMH015	Adult Mental Health	99215					148.00	15	144.13
Behavioral Health Providers	BHDDH Behavioral Health Group	066	MMH015	Adult Mental Health	99215	TD	TF			125.80	2	
Behavioral Health Providers	BHDDH Behavioral Health Group	066	MBH015	Behavioral Services Non-DCYF	H0004	AJ				16.25	787	
Behavioral Health Providers	BHDDH Behavioral Health Group	066	MBH015	Behavioral Services Non-DCYF	H0004	HO				16.25	252	
Behavioral Health Providers	BHDDH Behavioral Health Group	066	MBH015	Behavioral Services Non-DCYF	H0004	HO	HR			18.75	36	
Behavioral Health Providers	BHDDH Behavioral Health Group	066	MBH015	Behavioral Services Non-DCYF	H0004	HO	HS			18.75	10	
Behavioral Health Providers	BHDDH Behavioral Health Group	066	MBH015	Behavioral Services Non-DCYF	H0004	HQ	AJ			5.00	4	
Behavioral Health Providers	BHDDH Behavioral Health Group	066	MBH015	Behavioral Services Non-DCYF	H0004	HQ	HO			5.00	4	
Behavioral Health Providers	BHDDH Behavioral Health Group	066	MBH015	Behavioral Services Non-DCYF	H0031	AJ				100.00	30	
Behavioral Health Providers	BHDDH Behavioral Health Group	066	MBH015	Behavioral Services Non-DCYF	H0031	HO				100.00	7	
Behavioral Health Providers	BHDDH Behavioral Health Group	066	MBH015	Behavioral Services Non-DCYF	H2010					30.00	28	
Behavioral Health Providers	Children's Behavioral Health Group	047	MMA001	General Medicaid	90785					2.89	22	10.24
Behavioral Health Providers	Children's Behavioral Health Group	047	MBH015	Behavioral Services Non-DCYF	90791					150.00	31	118.83
Behavioral Health Providers	Children's Behavioral Health Group	047	MBH015	Behavioral Services Non-DCYF	90791	HP				125.00	9	133.64
Behavioral Health Providers	Children's Behavioral Health Group	047	MBH015	Behavioral Services Non-DCYF	90832					47.50	3	51.24
Behavioral Health Providers	Children's Behavioral Health Group	047	MMA001	General Medicaid	90832					37.98	1	51.24
Behavioral Health Providers	Children's Behavioral Health Group	047	MBH015	Behavioral Services Non-DCYF	90832	HP				40.00	8	
Behavioral Health Providers	Children's Behavioral Health Group	047	MBH015	Behavioral Services Non-DCYF	90834					71.25	43	77.06
Behavioral Health Providers	Children's Behavioral Health Group	047	MBH015	Behavioral Services Non-DCYF	90834	HP				60.00	19	
Behavioral Health Providers	Children's Behavioral Health Group	047	MMA001	General Medicaid	90836					40.87	1	
Behavioral Health Providers	Children's Behavioral Health Group	047	MBH015	Behavioral Services Non-DCYF	90837					95.00	19	91.06
Behavioral Health Providers	Children's Behavioral Health Group	047	MBH015	Behavioral Services Non-DCYF	90837	HP				80.00	17	118.89
Behavioral Health Providers	Children's Behavioral Health Group	047	MMA001	General Medicaid	90838					65.84	1	98.56
Behavioral Health Providers	Children's Behavioral Health Group	047	MBH015	Behavioral Services Non-DCYF	90846	HP				90.00	10	
Behavioral Health Providers	Children's Behavioral Health Group	047	MBH015	Behavioral Services Non-DCYF	90847	HP				90.00	46	
Behavioral Health Providers	Children's Behavioral Health Group	047	MMA001	General Medicaid	96132					76.57	1	
Behavioral Health Providers	Children's Behavioral Health Group	047	MMA001	General Medicaid	96133					58.41	4	
Behavioral Health Providers	Children's Behavioral Health Group	047	MMA001	General Medicaid	96136					27.45	1	
Behavioral Health Providers	Children's Behavioral Health Group	047	MMA001	General Medicaid	96137					25.39	5	
Behavioral Health Providers	Children's Behavioral Health Group	047	MMA001	General Medicaid	99204					45.00	1	
Behavioral Health Providers	Children's Behavioral Health Group	047	MMA001	General Medicaid	99213					20.64	1	46.77
Behavioral Health Providers	Children's Behavioral Health Group	047	MMA001	General Medicaid	99214					27.00	2	55.01
Behavioral Health Providers	Children's Behavioral Health Group	047	MMA001	General Medicaid	99221					38.18	1	97.89
Behavioral Health Providers	Children's Behavioral Health Group	047	MMA001	General Medicaid	99222					44.00	3	123.21
Behavioral Health Providers	Children's Behavioral Health Group	047	MMA001	General Medicaid	99223					46.00	5	178.00
Behavioral Health Providers	Children's Behavioral Health Group	047	MMA001	General Medicaid	99231					17.00	14	40.41
Behavioral Health Providers	Children's Behavioral Health Group	047	MMA001	General Medicaid	99232					29.72	30	66.88
Behavioral Health Providers	Children's Behavioral Health Group	047	MMA001	General Medicaid	99233					29.72	18	96.58
Behavioral Health Providers	Children's Behavioral Health Group	047	MMA001	General Medicaid	99238					34.88	1	69.84
Behavioral Health Providers	Children's Behavioral Health Group	047	MMA001	General Medicaid	99285					92.55	3	146.65

State of Rhode Island Office of the Health Insurance Commissioner Appendix 1E Medicaid MCO Benchmarks												
Major Service Category	Detailed Service Category	Billing Provider Code	Program Indicator Code	Program Description	Proc Code	Mod 1	Mod 2	Mod 3	Mod 4	Current Rate	SFY 2022 FFS Units	Average Medicaid MCO Rate
Behavioral Health Providers	Children's Behavioral Health Group	047	MBH015	Behavioral Services Non-DCYF	H0004	AJ				16.25	109	
Behavioral Health Providers	Children's Behavioral Health Group	047	MBH010	Behavioral Health Services DHS	H0031	HO	H9			70.00	26	
Behavioral Health Providers	Children's Behavioral Health Group	047	MBH010	Behavioral Health Services DHS	H0031	HP	H9			80.00	27	
Behavioral Health Providers	CMHC - ACT	061	MBA010	Assertive Community Treatment	H0040					41.65	140,677	
Behavioral Health Providers	CMHC - IHH	061	MBI010	Integrated Health Home	H0037					13.82	607,652	
Behavioral Health Providers	CMHC - MHPRR	061	MMH015	Adult Mental Health	H0019					85.00	1	
Behavioral Health Providers	CMHC - MHPRR	061	MMH015	Adult Mental Health	H0019	U1				85.00	4,751	
Behavioral Health Providers	CMHC - MHPRR	061	MMH015	Adult Mental Health	H0019	U3				125.00	11,137	
Behavioral Health Providers	CMHC - MHPRR	061	MMH015	Adult Mental Health	H0019	U4				125.00	32,029	
Behavioral Health Providers	CMHC - MHPRR	061	MMH015	Adult Mental Health	H0019	U5				175.00	3,540	
Behavioral Health Providers	CMHC - Other	061	MMH015	Adult Mental Health	90791	AJ				131.75	1	
Behavioral Health Providers	CMHC - Other	061	MMH015	Adult Mental Health	90791	HO				131.75	3	
Behavioral Health Providers	CMHC - Other	061	MMH015	Adult Mental Health	90791	UA				116.25	1	
Behavioral Health Providers	CMHC - Other	061	MMH015	Adult Mental Health	90792					294.35	1	
Behavioral Health Providers	CMHC - Other	061	MMH015	Adult Mental Health	90834	UA				67.20	1	
Behavioral Health Providers	CMHC - Other	061	MMH015	Adult Mental Health	99211					8.05	21	
Behavioral Health Providers	CMHC - Other	061	MMH015	Adult Mental Health	99211	TD				7.50	6	
Behavioral Health Providers	CMHC - Other	061	MMH015	Adult Mental Health	99213					78.00	1	
Behavioral Health Providers	CMHC - Other	061	MMH015	Adult Mental Health	99214					118.00	2	
Behavioral Health Providers	CMHC - Other	061	MBH090	Children's Intensive Services DHS	H0004					24.50	528	
Behavioral Health Providers	CMHC - Other	061	MDC080	Proj Connect & Residential Counsel	H0019	U5				532.38	2,000	
Behavioral Health Providers	CMHC - Other	061	MDC080	Proj Connect & Residential Counsel	H0019	U6				571.14	2,543	
Behavioral Health Providers	CMHC - Other	061	MDC080	Proj Connect & Residential Counsel	H0019	U7				580.26	2,470	
Behavioral Health Providers	CMHC - Other	061	MDC080	Proj Connect & Residential Counsel	H0019	U8				661.50	2,171	
Behavioral Health Providers	CMHC - Other	061	MMH015	Adult Mental Health	H0036	HN				21.25	4,193	
Behavioral Health Providers	CMHC - Other	061	MMA001	General Medicaid	H2001					223.50	12,856	
Behavioral Health Providers	CMHC - Other	061	MMA001	General Medicaid	H2011					22.50	2	
Behavioral Health Providers	CMHC - Other	061	MMH015	Adult Mental Health	H2011	U1				37.50	1,310	
Behavioral Health Providers	CMHC - Other	061	MBH090	Children's Intensive Services DHS	H2014					22.00	63	
Behavioral Health Providers	CMHC - Other	061	MDC080	Proj Connect & Residential Counsel	H2022					33.24	18,477	
Behavioral Health Providers	CMHC - Other	061	MMH015	Adult Mental Health	H2023					21.25	9,848	
Behavioral Health Providers	CMHC - Other	061	MBH090	Children's Intensive Services DHS	T1023					300.00	1	
Behavioral Health Providers	CMHC - Other	061	MMH010	Adult Mental Health	X0341					125.00	19	
Behavioral Health Providers	CMHC - Other	061	MAS010	Behavioral Health Acute	X0341	HH	TG			394.00	1,473	
Behavioral Health Providers	Emergency Behavioral Health Service	111	MBL010	Behavioral Healthcare Link	S9485					598.50	1,158	
Behavioral Health Providers	Licensed Therapist	017	MBH015	Behavioral Services Non-DCYF	90791					150.00	1	109.75
Behavioral Health Providers	Licensed Therapist	017	MBH015	Behavioral Services Non-DCYF	90834					71.25	33	72.49
Behavioral Health Providers	Licensed Therapist	017	MBH015	Behavioral Services Non-DCYF	90837					95.00	2	91.06
Behavioral Health Providers	Licensed Therapist	017	MBH015	Behavioral Services Non-DCYF	H0004	HO	HR			18.75	48	
Behavioral Health Providers	Other Therapies	073	MHP010	Hippotherapy	92507					29.00	238	69.13
Behavioral Health Providers	Other Therapies	073	MHP010	Hippotherapy	92508					19.00	76	
Behavioral Health Providers	Other Therapies	073	MHP010	Hippotherapy	92523					85.00	5	
Behavioral Health Providers	Other Therapies	073	MMA001	General Medicaid	92526					21.47	15	
Behavioral Health Providers	Other Therapies	073	MMA001	General Medicaid	97035	GO				6.81	1	7.12
Behavioral Health Providers	Other Therapies	073	MHP010	Hippotherapy	97110					14.50	256	

State of Rhode Island Office of the Health Insurance Commissioner Appendix 1E Medicaid MCO Benchmarks												
Major Service Category	Detailed Service Category	Billing Provider Code	Program Indicator Code	Program Description	Proc Code	Mod 1	Mod 2	Mod 3	Mod 4	Current Rate	SFY 2022 FFS Units	Average Medicaid MCO Rate
Behavioral Health Providers	Other Therapies	073	MHP010	Hippotherapy	97110	GO				14.50	2	23.72
Behavioral Health Providers	Other Therapies	073	MMA001	General Medicaid	97140	GO				9.29	2	21.49
Behavioral Health Providers	Other Therapies	073	MHP010	Hippotherapy	97150	GO				19.00	4	
Behavioral Health Providers	Other Therapies	073	MHP010	Hippotherapy	97165					85.00	5	
Behavioral Health Providers	Other Therapies	073	MHP010	Hippotherapy	97168					85.00	2	
Behavioral Health Providers	Other Therapies	073	MMA001	General Medicaid	97530					15.89	444	
Behavioral Health Providers	Other Therapies	073	MMA001	General Medicaid	97530	GO				15.89	1	20.60
Behavioral Health Providers	Other Therapies	073	MMA001	General Medicaid	97535					10.73	50	
Behavioral Health Providers	Other Therapies	073	MMA001	General Medicaid	99214					27.00	1	
Behavioral Health Providers	Other Therapies	073	MHP010	Hippotherapy	H0046					36.00	20	
Behavioral Health Providers	Other Therapies	073	MHP010	Hippotherapy	H0046	HO				55.00	1,245	
Behavioral Health Providers	Other Therapies	073	MHP010	Hippotherapy	H2014					27.50	10	
Behavioral Health Providers	Other Therapies	073	MHP010	Hippotherapy	H2014	HO				27.50	488	
Behavioral Health Providers	Other Therapies	073	MHP015	Clubhouse	H2031					50.00	4,400	50.00
Behavioral Health Providers	Other Therapies	073	MHP010	Hippotherapy	S9446					20.00	3,122	
Behavioral Health Providers	Other Therapies	073	MHP010	Hippotherapy	T1016					16.00	1,236	
Behavioral Health Providers	Other Therapies	073	MHP010	Hippotherapy	T1024					31.00	4,452	
Behavioral Health Providers	Peer Recovery Services	109	MBP010	Peer Support Services-MH	H0038	U2				13.50	4,268	
Behavioral Health Providers	Peer Recovery Services	109	MBP010	Peer Support Services-MH	H0038	U2	HQ			4.00	10	
Behavioral Health Providers	Peer Recovery Services	109	MBP011	Peer Support Services-SA	H0038	U3				13.50	4,236	
Behavioral Health Providers	Peer Recovery Services	109	MBP011	Peer Support Services-SA	H0038	U3	HQ			4.00	726	
Behavioral Health Providers	Psychologist	030	MMA001	General Medicaid	90791					110.00	34	143.21
Behavioral Health Providers	Psychologist	030	MMA001	General Medicaid	90832					37.98	124	
Behavioral Health Providers	Psychologist	030	MMA001	General Medicaid	90834					80.00	4	
Behavioral Health Providers	Psychologist	030	MMA001	General Medicaid	90834	GT				48.92	4	
Behavioral Health Providers	Psychologist	030	MMA001	General Medicaid	90837					80.00	5	
Behavioral Health Providers	Psychologist	030	MMA001	General Medicaid	90847					80.00	2	
Behavioral Health Providers	Psychologist	030	MMA001	General Medicaid	96130					68.11	1	114.33
Behavioral Health Providers	Psychologist	030	MMA001	General Medicaid	96131					51.81	1	86.96
Behavioral Health Providers	Psychologist	030	MMA001	General Medicaid	96132					76.57	27	139.92
Behavioral Health Providers	Psychologist	030	MMA001	General Medicaid	96133					58.41	60	110.68
Behavioral Health Providers	Psychologist	030	MMA001	General Medicaid	96136					27.45	14	51.80
Behavioral Health Providers	Psychologist	030	MMA001	General Medicaid	96137					25.39	62	47.75
Behavioral Health Providers	Psychologist	030	MMA001	General Medicaid	96138					22.29	12	41.38
Behavioral Health Providers	Psychologist	030	MMA001	General Medicaid	96139					22.29	48	41.44
Behavioral Health Providers	Psychologist	030	MMA001	General Medicaid	99484					27.86	1	58.00
Behavioral Health Providers	Substance Use Rehabilitation	060	MMA001	General Medicaid	80307					47.89	16	57.50
Behavioral Health Providers	Substance Use Rehabilitation	060	MMA001	General Medicaid	90791					110.00	3	109.75
Behavioral Health Providers	Substance Use Rehabilitation	060	MMA001	General Medicaid	90792					120.00	4	110.00
Behavioral Health Providers	Substance Use Rehabilitation	060	MMA001	General Medicaid	90832					37.98	3	
Behavioral Health Providers	Substance Use Rehabilitation	060	MMA001	General Medicaid	90834					80.00	15	73.16
Behavioral Health Providers	Substance Use Rehabilitation	060	MMA001	General Medicaid	90834	95				48.92	2	72.87
Behavioral Health Providers	Substance Use Rehabilitation	060	MMA001	General Medicaid	90837					80.00	1	
Behavioral Health Providers	Substance Use Rehabilitation	060	MMA001	General Medicaid	99204					45.00	2	
Behavioral Health Providers	Substance Use Rehabilitation	060	MMA001	General Medicaid	99213					20.64	11	44.32

State of Rhode Island Office of the Health Insurance Commissioner Appendix 1E Medicaid MCO Benchmarks												
Major Service Category	Detailed Service Category	Billing Provider Code	Program Indicator Code	Program Description	Proc Code	Mod 1	Mod 2	Mod 3	Mod 4	Current Rate	SFY 2022 FFS Units	Average Medicaid MCO Rate
Behavioral Health Providers	Substance Use Rehabilitation	060	MMA001	General Medicaid	99214	95				27.00	2	
Behavioral Health Providers	Substance Use Rehabilitation	060	MSA010	Substance Abuse Services	H0001					97.00	107	126.22
Behavioral Health Providers	Substance Use Rehabilitation	060	MSA010	Substance Abuse Services	H0001	UD				97.00	36	
Behavioral Health Providers	Substance Use Rehabilitation	060	MSA010	Substance Abuse Services	H0004					17.94	4,837	20.51
Behavioral Health Providers	Substance Use Rehabilitation	060	MSA010	Substance Abuse Services	H0004	UD				17.94	1,345	
Behavioral Health Providers	Substance Use Rehabilitation	060	MSA010	Substance Abuse Services	H0005					32.30	3,313	32.39
Behavioral Health Providers	Substance Use Rehabilitation	060	MSA010	Substance Abuse Services	H0005	UD				32.30	2,509	
Behavioral Health Providers	Substance Use Rehabilitation	060	MSA010	Substance Abuse Services	H0015	HF				91.50	152	
Behavioral Health Providers	Substance Use Rehabilitation	060	MSA010	Substance Abuse Services	H0020					12.14	27,405	12.57
Behavioral Health Providers	Substance Use Rehabilitation	060	MBO020	Opioid Treatment Program	H0037					7.64	41,054	
Behavioral Health Providers	Substance Use Rehabilitation	060	MSA010	Substance Abuse Services	H2036					91.50	29	
Children's Services	Cedar	082	MCE010	Cedar Center Services	T1023					900.00	55	900.00
Children's Services	Cedar	082	MCE010	Cedar Center Services	H2000					220.00	-	
Children's Services	Cedar	082	MCE010	Cedar Center Services	H2021					20.00	-	
Children's Services	CRAFT	003	MMA001	General Medicaid	0154					496.60	30	
Children's Services	CRAFT	003	MMC010	Managed Care - RlTeCare	0154					496.60	6,006	
Children's Services	Early Intervention	059	MEI015	Early Intervention Non-MA	92522					217.21	2	
Children's Services	Early Intervention	059	MEI015	Early Intervention Non-MA	92523					434.42	28	
Children's Services	Early Intervention	059	MEI010	Early Intervention MA	92523					434.42	1	
Children's Services	Early Intervention	059	MEI015	Early Intervention Non-MA	92523	52				217.21	65	170.83
Children's Services	Early Intervention	059	MEI010	Early Intervention MA	92523	52				217.21	6	170.83
Children's Services	Early Intervention	059	MEI015	Early Intervention Non-MA	97161					217.21	14	84.25
Children's Services	Early Intervention	059	MEI010	Early Intervention MA	97161					217.21	1	84.25
Children's Services	Early Intervention	059	MEI015	Early Intervention Non-MA	97162					217.21	26	148.25
Children's Services	Early Intervention	059	MEI010	Early Intervention MA	97162					217.21	2	148.25
Children's Services	Early Intervention	059	MEI015	Early Intervention Non-MA	97163					217.21	7	
Children's Services	Early Intervention	059	MEI010	Early Intervention MA	97165					217.21	1	160.17
Children's Services	Early Intervention	059	MEI015	Early Intervention Non-MA	97165					217.21	79	160.17
Children's Services	Early Intervention	059	MEI015	Early Intervention Non-MA	97166					217.21	43	165.15
Children's Services	Early Intervention	059	MEI010	Early Intervention MA	97166					217.21	1	165.15
Children's Services	Early Intervention	059	MEI015	Early Intervention Non-MA	97167					217.21	2	
Children's Services	Early Intervention	059	MEI010	Early Intervention MA	97167					217.21	1	
Children's Services	Early Intervention	059	MEI015	Early Intervention Non-MA	97168					217.21	2	
Children's Services	Early Intervention	059	MMA001	General Medicaid	99502					59.95	37	
Children's Services	Early Intervention	059	MMA001	General Medicaid	99502	AJ				67.85	2	
Children's Services	Early Intervention	059	MMA001	General Medicaid	99502	TD				85.86	155	
Children's Services	Early Intervention	059	MMA001	General Medicaid	99600					64.53	-	
Children's Services	Early Intervention	059	MMA001	General Medicaid	99600	HD				64.53	-	
Children's Services	Early Intervention	059	MMA001	General Medicaid	99600	U3				46.88	-	
Children's Services	Early Intervention	059	MMA001	General Medicaid	99600	U3	U4			46.88	-	
Children's Services	Early Intervention	059	MMA001	General Medicaid	99600	U4				64.53	-	
Children's Services	Early Intervention	059	MEI010	Early Intervention MA	H0046					68.79	49	52.00
Children's Services	Early Intervention	059	MEI015	Early Intervention Non-MA	H0046					68.79	480	52.00
Children's Services	Early Intervention	059	MMA001	General Medicaid	H1000					396.92	-	
Children's Services	Early Intervention	059	MMA001	General Medicaid	H1000	HD				46.88	-	

State of Rhode Island Office of the Health Insurance Commissioner Appendix 1E Medicaid MCO Benchmarks													
Major Service Category	Detailed Service Category	Billing	Program	Program Description	Proc Code	Mod 1	Mod 2	Mod 3	Mod 4	Current Rate	SFY 2022 FFS Units	Average Medicaid MCO Rate	
		Provider Code	Indicator Code										
Children's Services	Early Intervention	059	MEI010	Early Intervention MA	H2000					1064.36	74	817.10	
Children's Services	Early Intervention	059	MEI015	Early Intervention Non-MA	H2000					1064.36	629	817.10	
Children's Services	Early Intervention	059	MEI010	Early Intervention MA	S9446					21.72	23		
Children's Services	Early Intervention	059	MEI015	Early Intervention Non-MA	S9446					21.72	261		
Children's Services	Early Intervention	059	MEI015	Early Intervention Non-MA	S9446	GO				21.72	12		
Children's Services	Early Intervention	059	MEI015	Early Intervention Non-MA	S9446	TF				21.72	64	16.53	
Children's Services	Early Intervention	059	MEI010	Early Intervention MA	S9446	TF				21.72	16	16.53	
Children's Services	Early Intervention	059	MEI015	Early Intervention Non-MA	S9446	TG				27.83	411		
Children's Services	Early Intervention	059	MEI010	Early Intervention MA	S9446	TG				27.83	12		
Children's Services	Early Intervention	059	MEI010	Early Intervention MA	T1013					25.59	222	20.18	
Children's Services	Early Intervention	059	MEI015	Early Intervention Non-MA	T1013					25.59	474	20.18	
Children's Services	Early Intervention	059	MEI010	Early Intervention MA	T1013	TL				25.59	49	21.18	
Children's Services	Early Intervention	059	MEI015	Early Intervention Non-MA	T1013	TL				25.59	117	21.18	
Children's Services	Early Intervention	059	MEI010	Early Intervention MA	T1016					25.35	1,260	19.24	
Children's Services	Early Intervention	059	MEI015	Early Intervention Non-MA	T1016					25.35	8,230	19.24	
Children's Services	Early Intervention	059	MEI010	Early Intervention MA	T1016	TF				50.69	510	38.27	
Children's Services	Early Intervention	059	MEI015	Early Intervention Non-MA	T1016	TF				50.69	3,728	38.27	
Children's Services	Early Intervention	059	MEI015	Early Intervention Non-MA	T1016	TG				76.04	296	56.09	
Children's Services	Early Intervention	059	MEI010	Early Intervention MA	T1016	TG				76.04	73	56.09	
Children's Services	Early Intervention	059	MEI010	Early Intervention MA	T1023					228.11	68	175.52	
Children's Services	Early Intervention	059	MEI015	Early Intervention Non-MA	T1023					228.11	584	175.52	
Children's Services	Early Intervention	059	MEI010	Early Intervention MA	T1023	TL				50.69	72	39.00	
Children's Services	Early Intervention	059	MEI015	Early Intervention Non-MA	T1023	TL				50.69	589	39.00	
Children's Services	Early Intervention	059	MEI010	Early Intervention MA	T1024					43.44	1,344	32.60	
Children's Services	Early Intervention	059	MEI015	Early Intervention Non-MA	T1024					43.44	12,581	32.60	
Children's Services	Early Intervention	059	MEI010	Early Intervention MA	T1024	AE				43.44	38	33.22	
Children's Services	Early Intervention	059	MEI015	Early Intervention Non-MA	T1024	AE				43.44	148	33.22	
Children's Services	Early Intervention	059	MEI015	Early Intervention Non-MA	T1024	AJ				43.44	68		
Children's Services	Early Intervention	059	MEI010	Early Intervention MA	T1024	GN				43.44	1,043	33.43	
Children's Services	Early Intervention	059	MEI015	Early Intervention Non-MA	T1024	GN				43.44	9,665	33.43	
Children's Services	Early Intervention	059	MEI010	Early Intervention MA	T1024	GO				43.44	1,032	33.22	
Children's Services	Early Intervention	059	MEI015	Early Intervention Non-MA	T1024	GO				43.44	4,849	33.22	
Children's Services	Early Intervention	059	MEI010	Early Intervention MA	T1024	GP				43.44	937	33.41	
Children's Services	Early Intervention	059	MEI015	Early Intervention Non-MA	T1024	GP				43.44	2,496	33.41	
Children's Services	Early Intervention	059	MEI010	Early Intervention MA	T1024	HN				29.70	647	20.09	
Children's Services	Early Intervention	059	MEI015	Early Intervention Non-MA	T1024	HN				29.70	3,516	20.09	
Children's Services	Early Intervention	059	MEI015	Early Intervention Non-MA	T1024	TD				43.44	242	33.18	
Children's Services	Early Intervention	059	MEI010	Early Intervention MA	T1024	TD				43.44	100	33.18	
Children's Services	Early Intervention	059	MEI015	Early Intervention Non-MA	T1024	TG				43.44	54		
Children's Services	Early Intervention	059	MEI010	Early Intervention MA	T1024	TG				43.44	10		
Children's Services	Early Intervention	059	MEI010	Early Intervention MA	T1024	TG	HO			43.44	10		
Children's Services	Early Intervention	059	MEI015	Early Intervention Non-MA	T1024	TL	HO			43.44	71	32.46	
Children's Services	Early Intervention	059	MEI010	Early Intervention MA	T1024	TL	HO			43.44	17	32.46	
Children's Services	Early Intervention	059	MEI010	Early Intervention MA	T1027					43.44	1,120	33.43	
Children's Services	Early Intervention	059	MEI015	Early Intervention Non-MA	T1027					43.44	10,877	33.43	

State of Rhode Island Office of the Health Insurance Commissioner Appendix 1E Medicaid MCO Benchmarks													
Major Service Category	Detailed Service Category	Billing Provider Code	Program Indicator Code	Program Description	Proc Code	Mod 1	Mod 2	Mod 3	Mod 4	Current Rate	SFY 2022 FFS Units	Average Medicaid MCO Rate	
Children's Services	Early Intervention	059	MEI010	Early Intervention MA	T1027	AE				43.44	77	34.15	
Children's Services	Early Intervention	059	MEI015	Early Intervention Non-MA	T1027	AE				43.44	255	34.15	
Children's Services	Early Intervention	059	MEI010	Early Intervention MA	T1027	AJ				43.44	23		
Children's Services	Early Intervention	059	MEI015	Early Intervention Non-MA	T1027	AJ				43.44	217		
Children's Services	Early Intervention	059	MEI010	Early Intervention MA	T1027	GN				43.44	1,094	33.82	
Children's Services	Early Intervention	059	MEI015	Early Intervention Non-MA	T1027	GN				43.44	13,088	33.82	
Children's Services	Early Intervention	059	MEI010	Early Intervention MA	T1027	GO				43.44	948	33.26	
Children's Services	Early Intervention	059	MEI015	Early Intervention Non-MA	T1027	GO				43.44	4,766	33.26	
Children's Services	Early Intervention	059	MEI010	Early Intervention MA	T1027	GP				43.44	1,467	33.12	
Children's Services	Early Intervention	059	MEI015	Early Intervention Non-MA	T1027	GP				43.44	5,407	33.12	
Children's Services	Early Intervention	059	MEI010	Early Intervention MA	T1027	HN				29.70	340	22.81	
Children's Services	Early Intervention	059	MEI015	Early Intervention Non-MA	T1027	HN				29.70	2,672	22.81	
Children's Services	Early Intervention	059	MEI010	Early Intervention MA	T1027	TD				43.44	117	35.95	
Children's Services	Early Intervention	059	MEI015	Early Intervention Non-MA	T1027	TD				43.44	201	35.95	
Children's Services	Early Intervention	059	MEI015	Early Intervention Non-MA	T1027	TG				43.44	83	34.38	
Children's Services	Early Intervention	059	MEI010	Early Intervention MA	T1027	TG				43.44	24	34.38	
Children's Services	Early Intervention	059	MEI015	Early Intervention Non-MA	T1027	TG	HO			43.44	30		
Children's Services	Early Intervention	059	MEI010	Early Intervention MA	T2004					14.49	2	10.90	
Children's Services	Early Intervention	059	MEI015	Early Intervention Non-MA	V2799					43.44	4	9.91	
Children's Services	Early Intervention	059	MEI010	Early Intervention MA	V2799					43.44	-		
Children's Services	Home/Center Based Therapeutic Services	080	MMA001	General Medicaid	90791					110.00	1	124.89	
Children's Services	Home/Center Based Therapeutic Services	080	MMA001	General Medicaid	90834					80.00	3	72.97	
Children's Services	Home/Center Based Therapeutic Services	080	MMA001	General Medicaid	90837					80.00	9	90.08	
Children's Services	Home/Center Based Therapeutic Services	080	MMA001	General Medicaid	90847					80.00	2		
Children's Services	Home/Center Based Therapeutic Services	080	MMA001	General Medicaid	90853					14.40	9		
Children's Services	Home/Center Based Therapeutic Services	080	MCE030	Cedar Direct- Kids Connect	97150					8.00	210,588		
Children's Services	Home/Center Based Therapeutic Services	080	MCE030	Cedar Direct- Kids Connect	97150	HA				16.00	19,819		
Children's Services	Home/Center Based Therapeutic Services	080	MCE025	Cedar Direct For HBTS And PAS	H0046					36.00	11,986	17.50	
Children's Services	Home/Center Based Therapeutic Services	080	MCE025	Cedar Direct For HBTS And PAS	H0046	HN				15.68	162		
Children's Services	Home/Center Based Therapeutic Services	080	MCE025	Cedar Direct For HBTS And PAS	H0046	HO				55.00	15,566	40.00	
Children's Services	Home/Center Based Therapeutic Services	080	MCE025	Cedar Direct For HBTS And PAS	H0046	HO	U1			27.50	6,493	20.00	
Children's Services	Home/Center Based Therapeutic Services	080	MCE025	Cedar Direct For HBTS And PAS	H0046	HO	XP			55.00	28		
Children's Services	Home/Center Based Therapeutic Services	080	MCE025	Cedar Direct For HBTS And PAS	H0046	HP				65.00	2		
Children's Services	Home/Center Based Therapeutic Services	080	MCE025	Cedar Direct For HBTS And PAS	H0046	HP	U1			32.50	8		
Children's Services	Home/Center Based Therapeutic Services	080	MCE025	Cedar Direct For HBTS And PAS	H0046	U1				18.00	3,359	8.75	
Children's Services	Home/Center Based Therapeutic Services	080	MCE030	Cedar Direct- Kids Connect	H2000					330.00	83		
Children's Services	Home/Center Based Therapeutic Services	080	MCE025	Cedar Direct For HBTS And PAS	H2014					27.50	1,442	20.00	
Children's Services	Home/Center Based Therapeutic Services	080	MCE025	Cedar Direct For HBTS And PAS	H2014	HO				27.50	8,261	20.00	
Children's Services	Home/Center Based Therapeutic Services	080	MCE025	Cedar Direct For HBTS And PAS	H2014	HP				32.50	12		
Children's Services	Home/Center Based Therapeutic Services	080	MCE025	Cedar Direct For HBTS And PAS	H2016					4.95	91,892	3.66	
Children's Services	Home/Center Based Therapeutic Services	080	MCE030	Cedar Direct- Kids Connect	H2021					40.00	545		
Children's Services	Home/Center Based Therapeutic Services	080	MCE025	Cedar Direct For HBTS And PAS	S9446					20.00	757		
Children's Services	Home/Center Based Therapeutic Services	080	MRP019	ICF/MR Respite Waiver	T1005					9.00	63,253		
Children's Services	Home/Center Based Therapeutic Services	080	MRP020	Hospital/SNF Respite Waiver	T1005					9.00	659		
Children's Services	Home/Center Based Therapeutic Services	080	MRP021	Psych Hospital Respite Waiver	T1005					9.00	72		

State of Rhode Island Office of the Health Insurance Commissioner Appendix 1E Medicaid MCO Benchmarks												
Major Service Category	Detailed Service Category	Billing Provider Code	Program Indicator Code	Program Description	Proc Code	Mod 1	Mod 2	Mod 3	Mod 4	Current Rate	SFY 2022 FFS Units	Average Medicaid MCO Rate
Children's Services	Home/Center Based Therapeutic Services	080	MRP019	ICF/MR Respite Waiver	T1005	UN				2.30	5,565	
Children's Services	Home/Center Based Therapeutic Services	080	MRP019	ICF/MR Respite Waiver	T1005	UP				2.30	228	
Children's Services	Home/Center Based Therapeutic Services	080	MCE025	Cedar Direct For HBTS And PAS	T1013					25.00	35	17.65
Children's Services	Home/Center Based Therapeutic Services	080	MCE025	Cedar Direct For HBTS And PAS	T1013	U1				25.00	11	17.65
Children's Services	Home/Center Based Therapeutic Services	080	MCE025	Cedar Direct For HBTS And PAS	T1016					16.00	50,931	8.75
Children's Services	Home/Center Based Therapeutic Services	080	MCE025	Cedar Direct For HBTS And PAS	T1016	U1				13.50	38,923	7.84
Children's Services	Home/Center Based Therapeutic Services	080	MCE025	Cedar Direct For HBTS And PAS	T1019					11.25	5,850	
Children's Services	Home/Center Based Therapeutic Services	080	MCE025	Cedar Direct For HBTS And PAS	T1019	TF				11.25	30,147	
Children's Services	Home/Center Based Therapeutic Services	080	MCE025	Cedar Direct For HBTS And PAS	T1019	TG				11.25	354,225	5.46
Children's Services	Home/Center Based Therapeutic Services	080	MCE025	Cedar Direct For HBTS And PAS	T1023	U1				330.00	213	266.00
Children's Services	Home/Center Based Therapeutic Services	080	MCE025	Cedar Direct For HBTS And PAS	T1024					31.00	55,709	17.50
Children's Services	Home/Center Based Therapeutic Services	080	MCE025	Cedar Direct For HBTS And PAS	T1024	U1				15.50	41,789	12.59
Children's Services	Home/Center Based Therapeutic Services	080	MCE025	Cedar Direct For HBTS And PAS	T1024	XP				31.00	13	
Children's Services	Home/Center Based Therapeutic Services	080	MCE025	Cedar Direct For HBTS And PAS	T1027					27.50	16,122	16.63
Children's Services	Home/Center Based Therapeutic Services	080	MRP019	ICF/MR Respite Waiver	T2024					220.00	213	
Children's Services	Home/Center Based Therapeutic Services	080	MRP020	Hospital/SNF Respite Waiver	T2024					220.00	1	
Children's Services	Home/Center Based Therapeutic Services	080	MRP021	Psych Hospital Respite Waiver	T2024					220.00	2	

Notes

1. Services included are limited to those listed in Appendix 1 of the Reimbursement Rates Report.
2. The Rhode Island Medicaid FFS rates are effective as of July 1, 2023, and the time period represented by the benchmarks is prior to this date.
3. Average Medicaid MCO reimbursement rates represent SFY 2022 Medicaid MCO claims where each MCO had submitted at least one claim at the procedure code and modifier level.
4. Limited insight into service requirements is available for payers included in this claims-based benchmarking approach. Differences in service requirements or rate payment structure may contribute to the reimbursement variances noted in this report.
5. Benchmarks are subject to data availability. Not all Medicaid services within a service category are benchmarked. See the Methodology section of the accompanying "Private Payer, Medicare, and Medicaid MCO Rate Benchmarks" report for further information.
7. Procedure code for CRAFT services represents a revenue code.
8. The current rate for Cedar T1023 represents the rate effective July 1, 2021.

APPENDIX 1F

Medicare benchmarks: Procedure code

State of Rhode Island Office of the Health Insurance Commissioner Appendix 1F Medicare Benchmarks												
Major Service Category	Detailed Service Category	Billing Provider Code	Program Indicator Code	Program Description	Proc Code	Mod 1	Mod 2	Mod 3	Mod 4	Current Rate	SFY 2022 FFS Units	Medicare Rate
Behavioral Health Providers	BHDDH Behavioral Health Group	066	MBH015	Behavioral Services Non-DCYF	90791					150.00	5	179.38
Behavioral Health Providers	BHDDH Behavioral Health Group	066	MMH015	Adult Mental Health	90791	AJ				131.75	100	134.54
Behavioral Health Providers	BHDDH Behavioral Health Group	066	MMH015	Adult Mental Health	90791	HF				108.50	17	143.51
Behavioral Health Providers	BHDDH Behavioral Health Group	066	MMH015	Adult Mental Health	90791	HO				131.75	115	143.51
Behavioral Health Providers	BHDDH Behavioral Health Group	066	MMH015	Adult Mental Health	90791	TD				124.00	110	143.51
Behavioral Health Providers	BHDDH Behavioral Health Group	066	MMH015	Adult Mental Health	90791	UA				116.25	40	143.51
Behavioral Health Providers	BHDDH Behavioral Health Group	066	MMH015	Adult Mental Health	90792					294.35	62	201.45
Behavioral Health Providers	BHDDH Behavioral Health Group	066	MMA001	General Medicaid	90792					120.00	2	201.45
Behavioral Health Providers	BHDDH Behavioral Health Group	066	MMH015	Adult Mental Health	90792	TD	TF			250.20	11	171.23
Behavioral Health Providers	BHDDH Behavioral Health Group	066	MBH015	Behavioral Services Non-DCYF	90832					47.50	10	77.51
Behavioral Health Providers	BHDDH Behavioral Health Group	066	MMH015	Adult Mental Health	90832	AJ				52.50	82	58.13
Behavioral Health Providers	BHDDH Behavioral Health Group	066	MMH015	Adult Mental Health	90832	HF				45.50	161	62.01
Behavioral Health Providers	BHDDH Behavioral Health Group	066	MMH015	Adult Mental Health	90832	HO				52.50	281	62.01
Behavioral Health Providers	BHDDH Behavioral Health Group	066	MMH015	Adult Mental Health	90832	UA				49.00	252	62.01
Behavioral Health Providers	BHDDH Behavioral Health Group	066	MMA001	General Medicaid	90833					25.18	12	71.20
Behavioral Health Providers	BHDDH Behavioral Health Group	066	MMH015	Adult Mental Health	90833					42.00	16	71.20
Behavioral Health Providers	BHDDH Behavioral Health Group	066	MMH015	Adult Mental Health	90833	TD	TF			37.50	1	60.52
Behavioral Health Providers	BHDDH Behavioral Health Group	066	MBH015	Behavioral Services Non-DCYF	90834					71.25	52	102.51
Behavioral Health Providers	BHDDH Behavioral Health Group	066	MMH015	Adult Mental Health	90834	AJ				72.00	178	76.88
Behavioral Health Providers	BHDDH Behavioral Health Group	066	MMH015	Adult Mental Health	90834	HF				62.40	202	82.01
Behavioral Health Providers	BHDDH Behavioral Health Group	066	MMH015	Adult Mental Health	90834	HO				72.00	577	82.01
Behavioral Health Providers	BHDDH Behavioral Health Group	066	MMH015	Adult Mental Health	90834	UA				67.20	400	82.01
Behavioral Health Providers	BHDDH Behavioral Health Group	066	MMA001	General Medicaid	90836					40.87	6	90.28
Behavioral Health Providers	BHDDH Behavioral Health Group	066	MBH015	Behavioral Services Non-DCYF	90837					95.00	1	150.84
Behavioral Health Providers	BHDDH Behavioral Health Group	066	MMH015	Adult Mental Health	90837	AJ				75.00	60	113.13
Behavioral Health Providers	BHDDH Behavioral Health Group	066	MMH015	Adult Mental Health	90837	HF				65.00	27	120.67
Behavioral Health Providers	BHDDH Behavioral Health Group	066	MMH015	Adult Mental Health	90837	HO				75.00	189	120.67
Behavioral Health Providers	BHDDH Behavioral Health Group	066	MMH015	Adult Mental Health	90837	UA				70.00	137	120.67
Behavioral Health Providers	BHDDH Behavioral Health Group	066	MMH015	Adult Mental Health	90846					90.00	1	
Behavioral Health Providers	BHDDH Behavioral Health Group	066	MMH015	Adult Mental Health	90846	AJ				67.50	1	
Behavioral Health Providers	BHDDH Behavioral Health Group	066	MMH015	Adult Mental Health	90847					96.00	1	101.93
Behavioral Health Providers	BHDDH Behavioral Health Group	066	MMH015	Adult Mental Health	90847	HO				72.00	2	81.54
Behavioral Health Providers	BHDDH Behavioral Health Group	066	MMH015	Adult Mental Health	90847	UA				67.20	2	81.54
Behavioral Health Providers	BHDDH Behavioral Health Group	066	MMH015	Adult Mental Health	90853					48.00	1	27.44
Behavioral Health Providers	BHDDH Behavioral Health Group	066	MMH015	Adult Mental Health	90853	AJ				36.00	2	20.58
Behavioral Health Providers	BHDDH Behavioral Health Group	066	MMH015	Adult Mental Health	90853	HF				31.20	89	21.95
Behavioral Health Providers	BHDDH Behavioral Health Group	066	MMH015	Adult Mental Health	90853	HO				36.00	34	21.95
Behavioral Health Providers	BHDDH Behavioral Health Group	066	MMH015	Adult Mental Health	90853	UA				33.60	21	21.95
Behavioral Health Providers	BHDDH Behavioral Health Group	066	MMA001	General Medicaid	99203					29.00	6	115.93
Behavioral Health Providers	BHDDH Behavioral Health Group	066	MMA001	General Medicaid	99204					45.00	8	171.91
Behavioral Health Providers	BHDDH Behavioral Health Group	066	MMA001	General Medicaid	99205					46.00	2	226.82
Behavioral Health Providers	BHDDH Behavioral Health Group	066	MMH015	Adult Mental Health	99211					8.05	126	24.24
Behavioral Health Providers	BHDDH Behavioral Health Group	066	MMH015	Adult Mental Health	99211	TD				7.50	4,569	19.39
Behavioral Health Providers	BHDDH Behavioral Health Group	066	MMH015	Adult Mental Health	99212					56.00	7	58.68
Behavioral Health Providers	BHDDH Behavioral Health Group	066	MMA001	General Medicaid	99213					20.64	26	93.45

State of Rhode Island Office of the Health Insurance Commissioner Appendix 1F Medicare Benchmarks												
Major Service Category	Detailed Service Category	Billing Provider Code	Program Indicator Code	Program Description	Proc Code	Mod 1	Mod 2	Mod 3	Mod 4	Current Rate	SFY 2022 FFS Units	Medicare Rate
Behavioral Health Providers	BHDDH Behavioral Health Group	066	MMH015	Adult Mental Health	99213					78.00	193	93.45
Behavioral Health Providers	BHDDH Behavioral Health Group	066	MMH015	Adult Mental Health	99213	TD	TF			66.30	58	79.43
Behavioral Health Providers	BHDDH Behavioral Health Group	066	MMA001	General Medicaid	99214					27.00	49	132.11
Behavioral Health Providers	BHDDH Behavioral Health Group	066	MMH015	Adult Mental Health	99214					118.00	242	132.11
Behavioral Health Providers	BHDDH Behavioral Health Group	066	MMH015	Adult Mental Health	99214	TD	TF			100.30	65	112.29
Behavioral Health Providers	BHDDH Behavioral Health Group	066	MMH015	Adult Mental Health	99215					148.00	15	184.99
Behavioral Health Providers	BHDDH Behavioral Health Group	066	MMH015	Adult Mental Health	99215	TD	TF			125.80	2	157.24
Behavioral Health Providers	BHDDH Behavioral Health Group	066	MBH015	Behavioral Services Non-DCYF	H0004	AJ				16.25	787	
Behavioral Health Providers	BHDDH Behavioral Health Group	066	MBH015	Behavioral Services Non-DCYF	H0004	HO				16.25	252	
Behavioral Health Providers	BHDDH Behavioral Health Group	066	MBH015	Behavioral Services Non-DCYF	H0004	HO	HR			18.75	36	
Behavioral Health Providers	BHDDH Behavioral Health Group	066	MBH015	Behavioral Services Non-DCYF	H0004	HO	HS			18.75	10	
Behavioral Health Providers	BHDDH Behavioral Health Group	066	MBH015	Behavioral Services Non-DCYF	H0004	HQ	AJ			5.00	4	
Behavioral Health Providers	BHDDH Behavioral Health Group	066	MBH015	Behavioral Services Non-DCYF	H0004	HQ	HO			5.00	4	
Behavioral Health Providers	BHDDH Behavioral Health Group	066	MBH015	Behavioral Services Non-DCYF	H0031	AJ				100.00	30	
Behavioral Health Providers	BHDDH Behavioral Health Group	066	MBH015	Behavioral Services Non-DCYF	H0031	HO				100.00	7	
Behavioral Health Providers	BHDDH Behavioral Health Group	066	MBH015	Behavioral Services Non-DCYF	H2010					30.00	28	
Behavioral Health Providers	Children's Behavioral Health Group	047	MMA001	General Medicaid	90785					2.89	22	15.29
Behavioral Health Providers	Children's Behavioral Health Group	047	MBH015	Behavioral Services Non-DCYF	90791					150.00	31	179.38
Behavioral Health Providers	Children's Behavioral Health Group	047	MBH015	Behavioral Services Non-DCYF	90791	HP				125.00	9	179.38
Behavioral Health Providers	Children's Behavioral Health Group	047	MBH015	Behavioral Services Non-DCYF	90832					47.50	3	77.51
Behavioral Health Providers	Children's Behavioral Health Group	047	MMA001	General Medicaid	90832					37.98	1	77.51
Behavioral Health Providers	Children's Behavioral Health Group	047	MBH015	Behavioral Services Non-DCYF	90832	HP				40.00	8	77.51
Behavioral Health Providers	Children's Behavioral Health Group	047	MBH015	Behavioral Services Non-DCYF	90834					71.25	43	102.51
Behavioral Health Providers	Children's Behavioral Health Group	047	MBH015	Behavioral Services Non-DCYF	90834	HP				60.00	19	102.51
Behavioral Health Providers	Children's Behavioral Health Group	047	MMA001	General Medicaid	90836					40.87	1	90.28
Behavioral Health Providers	Children's Behavioral Health Group	047	MBH015	Behavioral Services Non-DCYF	90837					95.00	19	150.84
Behavioral Health Providers	Children's Behavioral Health Group	047	MBH015	Behavioral Services Non-DCYF	90837	HP				80.00	17	150.84
Behavioral Health Providers	Children's Behavioral Health Group	047	MMA001	General Medicaid	90838					65.84	1	119.44
Behavioral Health Providers	Children's Behavioral Health Group	047	MBH015	Behavioral Services Non-DCYF	90846	HP				90.00	10	
Behavioral Health Providers	Children's Behavioral Health Group	047	MBH015	Behavioral Services Non-DCYF	90847	HP				90.00	46	101.93
Behavioral Health Providers	Children's Behavioral Health Group	047	MMA001	General Medicaid	96132					76.57	1	133.59
Behavioral Health Providers	Children's Behavioral Health Group	047	MMA001	General Medicaid	96133					58.41	4	101.73
Behavioral Health Providers	Children's Behavioral Health Group	047	MMA001	General Medicaid	96136					27.45	1	44.10
Behavioral Health Providers	Children's Behavioral Health Group	047	MMA001	General Medicaid	96137					25.39	5	40.67
Behavioral Health Providers	Children's Behavioral Health Group	047	MMA001	General Medicaid	99204					45.00	1	171.91
Behavioral Health Providers	Children's Behavioral Health Group	047	MMA001	General Medicaid	99213					20.64	1	93.45
Behavioral Health Providers	Children's Behavioral Health Group	047	MMA001	General Medicaid	99214					27.00	2	132.11
Behavioral Health Providers	Children's Behavioral Health Group	047	MMA001	General Medicaid	99221					38.18	1	85.08
Behavioral Health Providers	Children's Behavioral Health Group	047	MMA001	General Medicaid	99222					44.00	3	133.39
Behavioral Health Providers	Children's Behavioral Health Group	047	MMA001	General Medicaid	99223					46.00	5	177.86
Behavioral Health Providers	Children's Behavioral Health Group	047	MMA001	General Medicaid	99231					17.00	14	50.86
Behavioral Health Providers	Children's Behavioral Health Group	047	MMA001	General Medicaid	99232					29.72	30	81.13
Behavioral Health Providers	Children's Behavioral Health Group	047	MMA001	General Medicaid	99233					29.72	18	122.04
Behavioral Health Providers	Children's Behavioral Health Group	047	MMA001	General Medicaid	99238					34.88	1	83.01
Behavioral Health Providers	Children's Behavioral Health Group	047	MMA001	General Medicaid	99285					92.55	3	179.64

State of Rhode Island
Office of the Health Insurance Commissioner
Appendix 1F
Medicare Benchmarks

Major Service Category	Detailed Service Category	Billing Provider Code	Program Indicator Code	Program Description	Proc Code	Mod 1	Mod 2	Mod 3	Mod 4	Current Rate	SFY 2022 FFS Units	Medicare Rate
Behavioral Health Providers	Children's Behavioral Health Group	047	MBH015	Behavioral Services Non-DCYF	H0004	AJ				16.25	109	
Behavioral Health Providers	Children's Behavioral Health Group	047	MBH010	Behavioral Health Services DHS	H0031	HO	H9			70.00	26	
Behavioral Health Providers	Children's Behavioral Health Group	047	MBH010	Behavioral Health Services DHS	H0031	HP	H9			80.00	27	
Behavioral Health Providers	CMHC - ACT	061	MBA010	Assertive Community Treatment	H0040					41.65	140,677	
Behavioral Health Providers	CMHC - IHH	061	MBI010	Integrated Health Home	H0037					13.82	607,652	
Behavioral Health Providers	CMHC - MHPRR	061	MMH015	Adult Mental Health	H0019					85.00	1	
Behavioral Health Providers	CMHC - MHPRR	061	MMH015	Adult Mental Health	H0019	U1				85.00	4,751	
Behavioral Health Providers	CMHC - MHPRR	061	MMH015	Adult Mental Health	H0019	U3				125.00	11,137	
Behavioral Health Providers	CMHC - MHPRR	061	MMH015	Adult Mental Health	H0019	U4				125.00	32,029	
Behavioral Health Providers	CMHC - MHPRR	061	MMH015	Adult Mental Health	H0019	U5				175.00	3,540	
Behavioral Health Providers	CMHC - Other	061	MMH015	Adult Mental Health	90791	AJ				131.75	1	
Behavioral Health Providers	CMHC - Other	061	MMH015	Adult Mental Health	90791	HO				131.75	3	
Behavioral Health Providers	CMHC - Other	061	MMH015	Adult Mental Health	90791	UA				116.25	1	
Behavioral Health Providers	CMHC - Other	061	MMH015	Adult Mental Health	90792					294.35	1	
Behavioral Health Providers	CMHC - Other	061	MMH015	Adult Mental Health	90834	UA				67.20	1	
Behavioral Health Providers	CMHC - Other	061	MMH015	Adult Mental Health	99211					8.05	21	
Behavioral Health Providers	CMHC - Other	061	MMH015	Adult Mental Health	99211	TD				7.50	6	
Behavioral Health Providers	CMHC - Other	061	MMH015	Adult Mental Health	99213					78.00	1	
Behavioral Health Providers	CMHC - Other	061	MMH015	Adult Mental Health	99214					118.00	2	
Behavioral Health Providers	CMHC - Other	061	MBH090	Children's Intensive Services DHS	H0004					24.50	528	
Behavioral Health Providers	CMHC - Other	061	MDC080	Proj Connect & Residential Counsel	H0019	U5				532.38	2,000	
Behavioral Health Providers	CMHC - Other	061	MDC080	Proj Connect & Residential Counsel	H0019	U6				571.14	2,543	
Behavioral Health Providers	CMHC - Other	061	MDC080	Proj Connect & Residential Counsel	H0019	U7				580.26	2,470	
Behavioral Health Providers	CMHC - Other	061	MDC080	Proj Connect & Residential Counsel	H0019	U8				661.50	2,171	
Behavioral Health Providers	CMHC - Other	061	MMH015	Adult Mental Health	H0036	HN				21.25	4,193	
Behavioral Health Providers	CMHC - Other	061	MMA001	General Medicaid	H2001					223.50	12,856	
Behavioral Health Providers	CMHC - Other	061	MMA001	General Medicaid	H2011					22.50	2	
Behavioral Health Providers	CMHC - Other	061	MMH015	Adult Mental Health	H2011	U1				37.50	1,310	
Behavioral Health Providers	CMHC - Other	061	MBH090	Children's Intensive Services DHS	H2014					22.00	63	
Behavioral Health Providers	CMHC - Other	061	MDC080	Proj Connect & Residential Counsel	H2022					33.24	18,477	
Behavioral Health Providers	CMHC - Other	061	MMH015	Adult Mental Health	H2023					21.25	9,848	
Behavioral Health Providers	CMHC - Other	061	MBH090	Children's Intensive Services DHS	T1023					300.00	1	
Behavioral Health Providers	CMHC - Other	061	MMH010	Adult Mental Health	X0341					125.00	19	
Behavioral Health Providers	CMHC - Other	061	MAS010	Behavioral Health Acute	X0341	HH	TG			394.00	1,473	
Behavioral Health Providers	Emergency Behavioral Health Service	111	MBL010	Behavioral Healthcare Link	S9485					598.50	1,158	
Behavioral Health Providers	Licensed Therapist	017	MBH015	Behavioral Services Non-DCYF	90791					150.00	1	179.38
Behavioral Health Providers	Licensed Therapist	017	MBH015	Behavioral Services Non-DCYF	90834					71.25	33	102.51
Behavioral Health Providers	Licensed Therapist	017	MBH015	Behavioral Services Non-DCYF	90837					95.00	2	150.84
Behavioral Health Providers	Licensed Therapist	017	MBH015	Behavioral Services Non-DCYF	H0004	HO	HR			18.75	48	
Behavioral Health Providers	Other Therapies	073	MHP010	Hippotherapy	92507					29.00	238	79.56
Behavioral Health Providers	Other Therapies	073	MHP010	Hippotherapy	92508					19.00	76	24.84
Behavioral Health Providers	Other Therapies	073	MHP010	Hippotherapy	92523					85.00	5	237.05
Behavioral Health Providers	Other Therapies	073	MMA001	General Medicaid	92526					21.47	15	88.38
Behavioral Health Providers	Other Therapies	073	MMA001	General Medicaid	97035	GO				6.81	1	15.02
Behavioral Health Providers	Other Therapies	073	MHP010	Hippotherapy	97110					14.50	256	30.77

State of Rhode Island Office of the Health Insurance Commissioner Appendix 1F Medicare Benchmarks												
Major Service Category	Detailed Service Category	Billing Provider Code	Program Indicator Code	Program Description	Proc Code	Mod 1	Mod 2	Mod 3	Mod 4	Current Rate	SFY 2022 FFS Units	Medicare Rate
Behavioral Health Providers	Other Therapies	073	MHP010	Hippotherapy	97110	GO				14.50	2	30.77
Behavioral Health Providers	Other Therapies	073	MMA001	General Medicaid	97140	GO				9.29	2	28.31
Behavioral Health Providers	Other Therapies	073	MHP010	Hippotherapy	97150	GO				19.00	4	18.50
Behavioral Health Providers	Other Therapies	073	MHP010	Hippotherapy	97165					85.00	5	104.86
Behavioral Health Providers	Other Therapies	073	MHP010	Hippotherapy	97168					85.00	2	72.37
Behavioral Health Providers	Other Therapies	073	MMA001	General Medicaid	97530					15.89	444	38.91
Behavioral Health Providers	Other Therapies	073	MMA001	General Medicaid	97530	GO				15.89	1	38.91
Behavioral Health Providers	Other Therapies	073	MMA001	General Medicaid	97535					10.73	50	34.31
Behavioral Health Providers	Other Therapies	073	MMA001	General Medicaid	99214					27.00	1	132.11
Behavioral Health Providers	Other Therapies	073	MHP010	Hippotherapy	H0046					36.00	20	
Behavioral Health Providers	Other Therapies	073	MHP010	Hippotherapy	H0046	HO				55.00	1,245	
Behavioral Health Providers	Other Therapies	073	MHP010	Hippotherapy	H2014					27.50	10	
Behavioral Health Providers	Other Therapies	073	MHP010	Hippotherapy	H2014	HO				27.50	488	
Behavioral Health Providers	Other Therapies	073	MHP015	Clubhouse	H2031					50.00	4,400	
Behavioral Health Providers	Other Therapies	073	MHP010	Hippotherapy	S9446					20.00	3,122	
Behavioral Health Providers	Other Therapies	073	MHP010	Hippotherapy	T1016					16.00	1,236	
Behavioral Health Providers	Other Therapies	073	MHP010	Hippotherapy	T1024					31.00	4,452	
Behavioral Health Providers	Peer Recovery Services	109	MBP010	Peer Support Services-MH	H0038	U2				13.50	4,268	
Behavioral Health Providers	Peer Recovery Services	109	MBP010	Peer Support Services-MH	H0038	U2	HQ			4.00	10	
Behavioral Health Providers	Peer Recovery Services	109	MBP011	Peer Support Services-SA	H0038	U3				13.50	4,236	
Behavioral Health Providers	Peer Recovery Services	109	MBP011	Peer Support Services-SA	H0038	U3	HQ			4.00	726	
Behavioral Health Providers	Psychologist	030	MMA001	General Medicaid	90791					110.00	34	179.38
Behavioral Health Providers	Psychologist	030	MMA001	General Medicaid	90832					37.98	124	77.51
Behavioral Health Providers	Psychologist	030	MMA001	General Medicaid	90834					80.00	4	102.51
Behavioral Health Providers	Psychologist	030	MMA001	General Medicaid	90834	GT				48.92	4	102.51
Behavioral Health Providers	Psychologist	030	MMA001	General Medicaid	90837					80.00	5	150.84
Behavioral Health Providers	Psychologist	030	MMA001	General Medicaid	90847					80.00	2	101.93
Behavioral Health Providers	Psychologist	030	MMA001	General Medicaid	96130					68.11	1	123.33
Behavioral Health Providers	Psychologist	030	MMA001	General Medicaid	96131					51.81	1	89.00
Behavioral Health Providers	Psychologist	030	MMA001	General Medicaid	96132					76.57	27	133.59
Behavioral Health Providers	Psychologist	030	MMA001	General Medicaid	96133					58.41	60	101.73
Behavioral Health Providers	Psychologist	030	MMA001	General Medicaid	96136					27.45	14	44.10
Behavioral Health Providers	Psychologist	030	MMA001	General Medicaid	96137					25.39	62	40.67
Behavioral Health Providers	Psychologist	030	MMA001	General Medicaid	96138					22.29	12	35.69
Behavioral Health Providers	Psychologist	030	MMA001	General Medicaid	96139					22.29	48	36.75
Behavioral Health Providers	Psychologist	030	MMA001	General Medicaid	99484					27.86	1	44.32
Behavioral Health Providers	Substance Use Rehabilitation	060	MMA001	General Medicaid	80307					47.89	16	
Behavioral Health Providers	Substance Use Rehabilitation	060	MMA001	General Medicaid	90791					110.00	3	179.38
Behavioral Health Providers	Substance Use Rehabilitation	060	MMA001	General Medicaid	90792					120.00	4	201.45
Behavioral Health Providers	Substance Use Rehabilitation	060	MMA001	General Medicaid	90832					37.98	3	77.51
Behavioral Health Providers	Substance Use Rehabilitation	060	MMA001	General Medicaid	90834					80.00	15	102.51
Behavioral Health Providers	Substance Use Rehabilitation	060	MMA001	General Medicaid	90834	95				48.92	2	102.51
Behavioral Health Providers	Substance Use Rehabilitation	060	MMA001	General Medicaid	90837					80.00	1	150.84
Behavioral Health Providers	Substance Use Rehabilitation	060	MMA001	General Medicaid	99204					45.00	2	171.91
Behavioral Health Providers	Substance Use Rehabilitation	060	MMA001	General Medicaid	99213					20.64	11	93.45

State of Rhode Island Office of the Health Insurance Commissioner Appendix 1F Medicare Benchmarks													
Major Service Category	Detailed Service Category	Billing Provider Code	Program Indicator Code	Program Description	Proc Code	Mod 1	Mod 2	Mod 3	Mod 4	Current Rate	SFY 2022 FFS Units	Medicare Rate	
Behavioral Health Providers	Substance Use Rehabilitation	060	MMA001	General Medicaid	99214	95				27.00	2	132.11	
Behavioral Health Providers	Substance Use Rehabilitation	060	MSA010	Substance Abuse Services	H0001					97.00	107		
Behavioral Health Providers	Substance Use Rehabilitation	060	MSA010	Substance Abuse Services	H0001	UD				97.00	36		
Behavioral Health Providers	Substance Use Rehabilitation	060	MSA010	Substance Abuse Services	H0004					17.94	4,837		
Behavioral Health Providers	Substance Use Rehabilitation	060	MSA010	Substance Abuse Services	H0004	UD				17.94	1,345		
Behavioral Health Providers	Substance Use Rehabilitation	060	MSA010	Substance Abuse Services	H0005					32.30	3,313		
Behavioral Health Providers	Substance Use Rehabilitation	060	MSA010	Substance Abuse Services	H0005	UD				32.30	2,509		
Behavioral Health Providers	Substance Use Rehabilitation	060	MSA010	Substance Abuse Services	H0015	HF				91.50	152		
Behavioral Health Providers	Substance Use Rehabilitation	060	MSA010	Substance Abuse Services	H0020					12.14	27,405	36.37	
Behavioral Health Providers	Substance Use Rehabilitation	060	MBO020	Opioid Treatment Program	H0037					7.64	41,054		
Behavioral Health Providers	Substance Use Rehabilitation	060	MSA010	Substance Abuse Services	H2036					91.50	29		
Children's Services	Cedar	082	MCE010	Cedar Center Services	T1023					900.00	55		
Children's Services	Cedar	082	MCE010	Cedar Center Services	H2000					220.00	-		
Children's Services	Cedar	082	MCE010	Cedar Center Services	H2021					20.00	-		
Children's Services	CRAFT	003	MMA001	General Medicaid	0154					496.60	30		
Children's Services	CRAFT	003	MMC010	Managed Care - RlTeCare	0154					496.60	6,006		
Children's Services	Early Intervention	059	MEI015	Early Intervention Non-MA	92522					217.21	2		
Children's Services	Early Intervention	059	MEI015	Early Intervention Non-MA	92523					434.42	28		
Children's Services	Early Intervention	059	MEI010	Early Intervention MA	92523					434.42	1		
Children's Services	Early Intervention	059	MEI015	Early Intervention Non-MA	92523	52				217.21	65		
Children's Services	Early Intervention	059	MEI010	Early Intervention MA	92523	52				217.21	6		
Children's Services	Early Intervention	059	MEI015	Early Intervention Non-MA	97161					217.21	14		
Children's Services	Early Intervention	059	MEI010	Early Intervention MA	97161					217.21	1		
Children's Services	Early Intervention	059	MEI015	Early Intervention Non-MA	97162					217.21	26		
Children's Services	Early Intervention	059	MEI010	Early Intervention MA	97162					217.21	2		
Children's Services	Early Intervention	059	MEI015	Early Intervention Non-MA	97163					217.21	7		
Children's Services	Early Intervention	059	MEI010	Early Intervention MA	97165					217.21	1		
Children's Services	Early Intervention	059	MEI015	Early Intervention Non-MA	97165					217.21	79		
Children's Services	Early Intervention	059	MEI015	Early Intervention Non-MA	97166					217.21	43		
Children's Services	Early Intervention	059	MEI010	Early Intervention MA	97166					217.21	1		
Children's Services	Early Intervention	059	MEI015	Early Intervention Non-MA	97167					217.21	2		
Children's Services	Early Intervention	059	MEI010	Early Intervention MA	97167					217.21	1		
Children's Services	Early Intervention	059	MEI015	Early Intervention Non-MA	97168					217.21	2		
Children's Services	Early Intervention	059	MMA001	General Medicaid	99502					59.95	37		
Children's Services	Early Intervention	059	MMA001	General Medicaid	99502	AJ				67.85	2		
Children's Services	Early Intervention	059	MMA001	General Medicaid	99502	TD				85.86	155		
Children's Services	Early Intervention	059	MMA001	General Medicaid	99600					64.53	-		
Children's Services	Early Intervention	059	MMA001	General Medicaid	99600	HD				64.53	-		
Children's Services	Early Intervention	059	MMA001	General Medicaid	99600	U3				46.88	-		
Children's Services	Early Intervention	059	MMA001	General Medicaid	99600	U3	U4			46.88	-		
Children's Services	Early Intervention	059	MMA001	General Medicaid	99600	U4				64.53	-		
Children's Services	Early Intervention	059	MEI010	Early Intervention MA	H0046					68.79	49		
Children's Services	Early Intervention	059	MEI015	Early Intervention Non-MA	H0046					68.79	480		
Children's Services	Early Intervention	059	MMA001	General Medicaid	H1000					396.92	-		
Children's Services	Early Intervention	059	MMA001	General Medicaid	H1000	HD				46.88	-		

State of Rhode Island Office of the Health Insurance Commissioner Appendix 1F Medicare Benchmarks													
Major Service Category	Detailed Service Category	Billing	Program	Program Description	Proc Code	Mod 1	Mod 2	Mod 3	Mod 4	Current Rate	SFY 2022 FFS Units	Medicare Rate	
		Provider Code	Indicator Code										
Children's Services	Early Intervention	059	MEI010	Early Intervention MA	H2000					1064.36	74		
Children's Services	Early Intervention	059	MEI015	Early Intervention Non-MA	H2000					1064.36	629		
Children's Services	Early Intervention	059	MEI010	Early Intervention MA	S9446					21.72	23		
Children's Services	Early Intervention	059	MEI015	Early Intervention Non-MA	S9446					21.72	261		
Children's Services	Early Intervention	059	MEI015	Early Intervention Non-MA	S9446	GO				21.72	12		
Children's Services	Early Intervention	059	MEI015	Early Intervention Non-MA	S9446	TF				21.72	64		
Children's Services	Early Intervention	059	MEI010	Early Intervention MA	S9446	TF				21.72	16		
Children's Services	Early Intervention	059	MEI015	Early Intervention Non-MA	S9446	TG				27.83	411		
Children's Services	Early Intervention	059	MEI010	Early Intervention MA	S9446	TG				27.83	12		
Children's Services	Early Intervention	059	MEI010	Early Intervention MA	T1013					25.59	222		
Children's Services	Early Intervention	059	MEI015	Early Intervention Non-MA	T1013					25.59	474		
Children's Services	Early Intervention	059	MEI010	Early Intervention MA	T1013	TL				25.59	49		
Children's Services	Early Intervention	059	MEI015	Early Intervention Non-MA	T1013	TL				25.59	117		
Children's Services	Early Intervention	059	MEI010	Early Intervention MA	T1016					25.35	1,260		
Children's Services	Early Intervention	059	MEI015	Early Intervention Non-MA	T1016					25.35	8,230		
Children's Services	Early Intervention	059	MEI010	Early Intervention MA	T1016	TF				50.69	510		
Children's Services	Early Intervention	059	MEI015	Early Intervention Non-MA	T1016	TF				50.69	3,728		
Children's Services	Early Intervention	059	MEI015	Early Intervention Non-MA	T1016	TG				76.04	296		
Children's Services	Early Intervention	059	MEI010	Early Intervention MA	T1016	TG				76.04	73		
Children's Services	Early Intervention	059	MEI010	Early Intervention MA	T1023					228.11	68		
Children's Services	Early Intervention	059	MEI015	Early Intervention Non-MA	T1023					228.11	584		
Children's Services	Early Intervention	059	MEI010	Early Intervention MA	T1023	TL				50.69	72		
Children's Services	Early Intervention	059	MEI015	Early Intervention Non-MA	T1023	TL				50.69	589		
Children's Services	Early Intervention	059	MEI010	Early Intervention MA	T1024					43.44	1,344		
Children's Services	Early Intervention	059	MEI015	Early Intervention Non-MA	T1024					43.44	12,581		
Children's Services	Early Intervention	059	MEI010	Early Intervention MA	T1024	AE				43.44	38		
Children's Services	Early Intervention	059	MEI015	Early Intervention Non-MA	T1024	AE				43.44	148		
Children's Services	Early Intervention	059	MEI015	Early Intervention Non-MA	T1024	AJ				43.44	68		
Children's Services	Early Intervention	059	MEI010	Early Intervention MA	T1024	GN				43.44	1,043		
Children's Services	Early Intervention	059	MEI015	Early Intervention Non-MA	T1024	GN				43.44	9,665		
Children's Services	Early Intervention	059	MEI010	Early Intervention MA	T1024	GO				43.44	1,032		
Children's Services	Early Intervention	059	MEI015	Early Intervention Non-MA	T1024	GO				43.44	4,849		
Children's Services	Early Intervention	059	MEI010	Early Intervention MA	T1024	GP				43.44	937		
Children's Services	Early Intervention	059	MEI015	Early Intervention Non-MA	T1024	GP				43.44	2,496		
Children's Services	Early Intervention	059	MEI010	Early Intervention MA	T1024	HN				29.70	647		
Children's Services	Early Intervention	059	MEI015	Early Intervention Non-MA	T1024	HN				29.70	3,516		
Children's Services	Early Intervention	059	MEI015	Early Intervention Non-MA	T1024	TD				43.44	242		
Children's Services	Early Intervention	059	MEI010	Early Intervention MA	T1024	TD				43.44	100		
Children's Services	Early Intervention	059	MEI015	Early Intervention Non-MA	T1024	TG				43.44	54		
Children's Services	Early Intervention	059	MEI010	Early Intervention MA	T1024	TG				43.44	10		
Children's Services	Early Intervention	059	MEI010	Early Intervention MA	T1024	TG	HO			43.44	10		
Children's Services	Early Intervention	059	MEI015	Early Intervention Non-MA	T1024	TL	HO			43.44	71		
Children's Services	Early Intervention	059	MEI010	Early Intervention MA	T1024	TL	HO			43.44	17		
Children's Services	Early Intervention	059	MEI010	Early Intervention MA	T1027					43.44	1,120		
Children's Services	Early Intervention	059	MEI015	Early Intervention Non-MA	T1027					43.44	10,877		

State of Rhode Island Office of the Health Insurance Commissioner Appendix 1F Medicare Benchmarks												
Major Service Category	Detailed Service Category	Billing Provider Code	Program Indicator Code	Program Description	Proc Code	Mod 1	Mod 2	Mod 3	Mod 4	Current Rate	SFY 2022 FFS Units	Medicare Rate
Children's Services	Early Intervention	059	MEI010	Early Intervention MA	T1027	AE				43.44	77	
Children's Services	Early Intervention	059	MEI015	Early Intervention Non-MA	T1027	AE				43.44	255	
Children's Services	Early Intervention	059	MEI010	Early Intervention MA	T1027	AJ				43.44	23	
Children's Services	Early Intervention	059	MEI015	Early Intervention Non-MA	T1027	AJ				43.44	217	
Children's Services	Early Intervention	059	MEI010	Early Intervention MA	T1027	GN				43.44	1,094	
Children's Services	Early Intervention	059	MEI015	Early Intervention Non-MA	T1027	GN				43.44	13,088	
Children's Services	Early Intervention	059	MEI010	Early Intervention MA	T1027	GO				43.44	948	
Children's Services	Early Intervention	059	MEI015	Early Intervention Non-MA	T1027	GO				43.44	4,766	
Children's Services	Early Intervention	059	MEI010	Early Intervention MA	T1027	GP				43.44	1,467	
Children's Services	Early Intervention	059	MEI015	Early Intervention Non-MA	T1027	GP				43.44	5,407	
Children's Services	Early Intervention	059	MEI010	Early Intervention MA	T1027	HN				29.70	340	
Children's Services	Early Intervention	059	MEI015	Early Intervention Non-MA	T1027	HN				29.70	2,672	
Children's Services	Early Intervention	059	MEI010	Early Intervention MA	T1027	TD				43.44	117	
Children's Services	Early Intervention	059	MEI015	Early Intervention Non-MA	T1027	TD				43.44	201	
Children's Services	Early Intervention	059	MEI015	Early Intervention Non-MA	T1027	TG				43.44	83	
Children's Services	Early Intervention	059	MEI010	Early Intervention MA	T1027	TG				43.44	24	
Children's Services	Early Intervention	059	MEI015	Early Intervention Non-MA	T1027	TG	HO			43.44	30	
Children's Services	Early Intervention	059	MEI010	Early Intervention MA	T2004					14.49	2	
Children's Services	Early Intervention	059	MEI015	Early Intervention Non-MA	V2799					43.44	4	
Children's Services	Early Intervention	059	MEI010	Early Intervention MA	V2799					43.44	-	
Children's Services	Home/Center Based Therapeutic Services	080	MMA001	General Medicaid	90791					110.00	1	
Children's Services	Home/Center Based Therapeutic Services	080	MMA001	General Medicaid	90834					80.00	3	
Children's Services	Home/Center Based Therapeutic Services	080	MMA001	General Medicaid	90837					80.00	9	
Children's Services	Home/Center Based Therapeutic Services	080	MMA001	General Medicaid	90847					80.00	2	
Children's Services	Home/Center Based Therapeutic Services	080	MMA001	General Medicaid	90853					14.40	9	
Children's Services	Home/Center Based Therapeutic Services	080	MCE030	Cedar Direct- Kids Connect	97150					8.00	210,588	
Children's Services	Home/Center Based Therapeutic Services	080	MCE030	Cedar Direct- Kids Connect	97150	HA				16.00	19,819	
Children's Services	Home/Center Based Therapeutic Services	080	MCE025	Cedar Direct For HBTS And PAS	H0046					36.00	11,986	
Children's Services	Home/Center Based Therapeutic Services	080	MCE025	Cedar Direct For HBTS And PAS	H0046	HN				15.68	162	
Children's Services	Home/Center Based Therapeutic Services	080	MCE025	Cedar Direct For HBTS And PAS	H0046	HO				55.00	15,566	
Children's Services	Home/Center Based Therapeutic Services	080	MCE025	Cedar Direct For HBTS And PAS	H0046	HO	U1			27.50	6,493	
Children's Services	Home/Center Based Therapeutic Services	080	MCE025	Cedar Direct For HBTS And PAS	H0046	HO	XP			55.00	28	
Children's Services	Home/Center Based Therapeutic Services	080	MCE025	Cedar Direct For HBTS And PAS	H0046	HP				65.00	2	
Children's Services	Home/Center Based Therapeutic Services	080	MCE025	Cedar Direct For HBTS And PAS	H0046	HP	U1			32.50	8	
Children's Services	Home/Center Based Therapeutic Services	080	MCE025	Cedar Direct For HBTS And PAS	H0046	U1				18.00	3,359	
Children's Services	Home/Center Based Therapeutic Services	080	MCE030	Cedar Direct- Kids Connect	H2000					330.00	83	
Children's Services	Home/Center Based Therapeutic Services	080	MCE025	Cedar Direct For HBTS And PAS	H2014					27.50	1,442	
Children's Services	Home/Center Based Therapeutic Services	080	MCE025	Cedar Direct For HBTS And PAS	H2014	HO				27.50	8,261	
Children's Services	Home/Center Based Therapeutic Services	080	MCE025	Cedar Direct For HBTS And PAS	H2014	HP				32.50	12	
Children's Services	Home/Center Based Therapeutic Services	080	MCE025	Cedar Direct For HBTS And PAS	H2016					4.95	91,892	
Children's Services	Home/Center Based Therapeutic Services	080	MCE030	Cedar Direct- Kids Connect	H2021					40.00	545	
Children's Services	Home/Center Based Therapeutic Services	080	MCE025	Cedar Direct For HBTS And PAS	S9446					20.00	757	
Children's Services	Home/Center Based Therapeutic Services	080	MRP019	ICF/MR Respite Waiver	T1005					9.00	63,253	
Children's Services	Home/Center Based Therapeutic Services	080	MRP020	Hospital/SNF Respite Waiver	T1005					9.00	659	
Children's Services	Home/Center Based Therapeutic Services	080	MRP021	Psych Hospital Respite Waiver	T1005					9.00	72	

State of Rhode Island Office of the Health Insurance Commissioner Appendix 1F Medicare Benchmarks												
Major Service Category	Detailed Service Category	Billing Provider Code	Program Indicator Code	Program Description	Proc Code	Mod 1	Mod 2	Mod 3	Mod 4	Current Rate	SFY 2022 FFS Units	Medicare Rate
Children's Services	Home/Center Based Therapeutic Services	080	MRP019	ICF/MR Respite Waiver	T1005	UN				2.30	5,565	
Children's Services	Home/Center Based Therapeutic Services	080	MRP019	ICF/MR Respite Waiver	T1005	UP				2.30	228	
Children's Services	Home/Center Based Therapeutic Services	080	MCE025	Cedar Direct For HBTS And PAS	T1013					25.00	35	
Children's Services	Home/Center Based Therapeutic Services	080	MCE025	Cedar Direct For HBTS And PAS	T1013	U1				25.00	11	
Children's Services	Home/Center Based Therapeutic Services	080	MCE025	Cedar Direct For HBTS And PAS	T1016					16.00	50,931	
Children's Services	Home/Center Based Therapeutic Services	080	MCE025	Cedar Direct For HBTS And PAS	T1016	U1				13.50	38,923	
Children's Services	Home/Center Based Therapeutic Services	080	MCE025	Cedar Direct For HBTS And PAS	T1019					11.25	5,850	
Children's Services	Home/Center Based Therapeutic Services	080	MCE025	Cedar Direct For HBTS And PAS	T1019	TF				11.25	30,147	
Children's Services	Home/Center Based Therapeutic Services	080	MCE025	Cedar Direct For HBTS And PAS	T1019	TG				11.25	354,225	
Children's Services	Home/Center Based Therapeutic Services	080	MCE025	Cedar Direct For HBTS And PAS	T1023	U1				330.00	213	
Children's Services	Home/Center Based Therapeutic Services	080	MCE025	Cedar Direct For HBTS And PAS	T1024					31.00	55,709	
Children's Services	Home/Center Based Therapeutic Services	080	MCE025	Cedar Direct For HBTS And PAS	T1024	U1				15.50	41,789	
Children's Services	Home/Center Based Therapeutic Services	080	MCE025	Cedar Direct For HBTS And PAS	T1024	XP				31.00	13	
Children's Services	Home/Center Based Therapeutic Services	080	MCE025	Cedar Direct For HBTS And PAS	T1027					27.50	16,122	
Children's Services	Home/Center Based Therapeutic Services	080	MRP019	ICF/MR Respite Waiver	T2024					220.00	213	
Children's Services	Home/Center Based Therapeutic Services	080	MRP020	Hospital/SNF Respite Waiver	T2024					220.00	1	
Children's Services	Home/Center Based Therapeutic Services	080	MRP021	Psych Hospital Respite Waiver	T2024					220.00	2	

Notes

1. Services included are limited to those listed in Appendix 1 of the Reimbursement Rates Report.
2. The Rhode Island Medicaid FFS rates are effective as of July 1, 2023, and the time period represented by the benchmarks is prior to this date.
3. Medicare reimbursement rates represent CY 2023 Medicare fee schedules. The Medicare reimbursement rates are matched at the code level since none of the Rhode Island FFS modifiers are present on the 2023 Medicare fee schedule.
4. CY 2023 Medicare weekly methadone treatment (G2067) is converted to a daily rate and matched to the Rhode Island FFS H0020 service.
5. Limited insight into service requirements is available for payers included in this claims-based benchmarking approach. Differences in service requirements or rate payment structure may contribute to the reimbursement variances noted in this report.
6. Benchmarks are subject to data availability. Not all Medicaid services within a service category are benchmarked. See the Methodology section of the accompanying "Private Payer, Medicare, and Medicaid MCO Rate Benchmarks" report for further information.
7. Procedure code for CRAFT services represents a revenue code.
8. The current rate for Cedar T1023 represents the rate effective July 1, 2021.

APPENDIX 2A

Regional commercial allowed benchmarks: Service category

State of Rhode Island Office of the Health Insurance Commissioner Appendix 2A Regional Commercial Allowed Benchmarks - Detailed Service Category									
Major Service Category	Detailed Service Category	SFY 2022 FFS Expenditures			Commercial Allowed - Percentage of Medicaid				
		Total Expenditures	Benchmarked Expenditures	Percentage Benchmarked	10 th Percentile	25 th Percentile	50 th Percentile	75 th Percentile	90 th Percentile
Behavioral Health Providers	BHDDH Behavioral Health Group	\$ 360,871	\$ 195,253	54.1%	99.8%	108.8%	121.4%	147.3%	177.7%
Behavioral Health Providers	CMHC - ACT	5,859,197	-	0.0%					
Behavioral Health Providers	CMHC - IHH	8,397,751	-	0.0%					
Behavioral Health Providers	CMHC - MHPRR	6,419,170	-	0.0%					
Behavioral Health Providers	CMHC - Other	9,820,452	-	0.0%					
Behavioral Health Providers	Children's Behavioral Health Group	27,567	10,454	37.9%	99.3%	107.3%	120.1%	138.4%	170.6%
Behavioral Health Providers	Emergency Behavioral Health Service	693,063	-	0.0%					
Behavioral Health Providers	Licensed Therapist	3,591	2,691	74.9%	103.8%	107.2%	122.9%	138.2%	183.5%
Behavioral Health Providers	Other Therapies	544,283	156,637	28.8%	121.6%	126.6%	129.4%	135.4%	147.7%
Behavioral Health Providers	Peer Recovery Services	117,748	-	0.0%					
Behavioral Health Providers	Psychologist	18,541	18,246	98.4%	144.2%	156.3%	163.4%	192.2%	228.4%
Behavioral Health Providers	Substance Use Rehabilitation	979,186	3,439	0.4%	131.4%	144.6%	169.4%	210.0%	267.7%
Children's Services	Cedar	49,500	-	0.0%					
Children's Services	CRAFT	2,997,478	-	0.0%					
Children's Services	Early Intervention	5,024,855	1,625,449	32.3%	75.5%	78.8%	80.4%	80.5%	80.6%
Children's Services	Home/Center Based Therapeutic Services	13,577,646	1,728,323	12.7%	109.2%	109.2%	109.2%	109.2%	109.3%

Notes

1. Services included are limited to those listed in Appendix 1 of the Reimbursement Rates Report.
2. The Rhode Island Medicaid FFS rates are effective as of July 1, 2023, and the time period represented by the benchmarks is prior to this date.
3. SFY 2022 expenditures were calculated using the SFY 2022 units and the Current Rate listed on Appendix 1. Expenditures do not reflect actual incurred FFS expenditures.
4. Procedure codes that did not have at least 500 units of utilization in our commercial benchmarking data or data from at least 10 unique commercial providers were excluded from this analysis
5. Regional commercial benchmark data was limited to calendar year 2021 and experience within Rhode Island, Massachusetts, and Connecticut.
6. Limited insight into service requirements is available for payers included in this claims-based benchmarking approach. Differences in service requirements or rate payment structure may contribute to the reimbursement variances noted in this report.
7. Benchmarks are subject to data availability. Not all Medicaid services within a service category are benchmarked. See the Methodology section of the accompanying "Private Payer, Medicare, and Medicaid MCO Rate Benchmarks" report for further information.
8. Commercial benchmark data was sourced from the Milliman Consolidated Health Cost Guidelines™ Sources Database (CHSD). Several national and regional health plans contribute their annual enrollment and claims detail to this database with over 75 million commercially insured lives.

APPENDIX 2B

Regional commercial billed benchmarks: Service category

State of Rhode Island Office of the Health Insurance Commissioner Appendix 2B Regional Commercial Billed Benchmarks - Detailed Service Category									
Major Service Category	Detailed Service Category	SFY 2022 FFS Expenditures			Commercial Billed - Percentage of Medicaid				
		Total Expenditures	Benchmarked Expenditures	Percentage Benchmarked	10 th Percentile	25 th Percentile	50 th Percentile	75 th Percentile	90 th Percentile
Behavioral Health Providers	BHDDH Behavioral Health Group	\$ 360,871	\$ 195,253	54.1%	126.0%	163.1%	202.8%	246.5%	308.1%
Behavioral Health Providers	CMHC - ACT	5,859,197	-	0.0%					
Behavioral Health Providers	CMHC - IHH	8,397,751	-	0.0%					
Behavioral Health Providers	CMHC - MHPRR	6,419,170	-	0.0%					
Behavioral Health Providers	CMHC - Other	9,820,452	-	0.0%					
Behavioral Health Providers	Children's Behavioral Health Group	27,567	10,454	37.9%	112.7%	131.3%	164.6%	199.3%	269.1%
Behavioral Health Providers	Emergency Behavioral Health Service	693,063	-	0.0%					
Behavioral Health Providers	Licensed Therapist	3,591	2,691	74.9%	105.9%	136.9%	170.9%	204.0%	271.2%
Behavioral Health Providers	Other Therapies	544,283	156,637	28.8%	129.2%	134.3%	143.5%	152.8%	170.3%
Behavioral Health Providers	Peer Recovery Services	117,748	-	0.0%					
Behavioral Health Providers	Psychologist	18,541	18,246	98.4%	170.8%	189.4%	223.3%	348.4%	449.8%
Behavioral Health Providers	Substance Use Rehabilitation	979,186	3,439	0.4%	175.3%	230.2%	303.6%	384.8%	511.0%
Children's Services	Cedar	49,500	-	0.0%					
Children's Services	CRAFT	2,997,478	-	0.0%					
Children's Services	Early Intervention	5,024,855	1,625,449	32.3%	75.7%	80.6%	80.7%	80.7%	80.8%
Children's Services	Home/Center Based Therapeutic Services	13,577,646	1,728,323	12.7%	109.2%	109.2%	109.2%	109.3%	109.6%

Notes

- Services included are limited to those listed in Appendix 1 of the Reimbursement Rates Report.
- The Rhode Island Medicaid FFS rates are effective as of July 1, 2023, and the time period represented by the benchmarks is prior to this date.
- SFY 2022 expenditures were calculated using the SFY 2022 units and the Current Rate listed on Appendix 1. Expenditures do not reflect actual incurred FFS expenditures.
- Procedure codes that did not have at least 500 units of utilization in our commercial benchmarking data or data from at least 10 unique commercial providers were excluded from this analysis.
- Regional commercial benchmark data was limited to calendar year 2021 and experience within Rhode Island, Massachusetts, and Connecticut.
- Limited insight into service requirements is available for payers included in this claims-based benchmarking approach. Differences in service requirements or rate payment structure may contribute to the reimbursement variances noted in this report.
- Benchmarks are subject to data availability. Not all Medicaid services within a service category are benchmarked. See the Methodology section of the accompanying "Private Payer, Medicare, and Medicaid MCO Rate Benchmarks" report for further information.
- Commercial benchmark data was sourced from the Milliman Consolidated Health Cost Guidelines™ Sources Database (CHSD). Several national and regional health plans contribute their annual enrollment and claims detail to this database with over 75 million commercially insured lives.

APPENDIX 2C

National commercial allowed benchmarks: Service category

State of Rhode Island Office of the Health Insurance Commissioner Appendix 2C National Commercial Allowed Benchmarks - Detailed Service Category									
Major Service Category	Detailed Service Category	SFY 2022 FFS Expenditures			Commercial Allowed - Percentage of Medicaid				
		Total Expenditures	Benchmarked Expenditures	Percentage Benchmarked	10 th Percentile	25 th Percentile	50 th Percentile	75 th Percentile	90 th Percentile
Behavioral Health Providers	BHDDH Behavioral Health Group	\$ 360,871	\$ 195,253	54.1%	84.2%	105.2%	131.6%	148.8%	169.3%
Behavioral Health Providers	CMHC - ACT	5,859,197	-	0.0%					
Behavioral Health Providers	CMHC - IHH	8,397,751	-	0.0%					
Behavioral Health Providers	CMHC - MHPRR	6,419,170	-	0.0%					
Behavioral Health Providers	CMHC - Other	9,820,452	-	0.0%					
Behavioral Health Providers	Children's Behavioral Health Group	27,567	10,454	37.9%	81.8%	101.2%	121.3%	152.6%	197.0%
Behavioral Health Providers	Emergency Behavioral Health Service	693,063	-	0.0%					
Behavioral Health Providers	Licensed Therapist	3,591	2,691	74.9%	87.0%	103.3%	125.0%	157.2%	240.2%
Behavioral Health Providers	Other Therapies	544,283	156,637	28.8%	94.4%	99.0%	125.0%	129.9%	136.5%
Behavioral Health Providers	Peer Recovery Services	117,748	-	0.0%					
Behavioral Health Providers	Psychologist	18,541	18,246	98.4%	120.9%	146.5%	179.0%	223.2%	279.9%
Behavioral Health Providers	Substance Use Rehabilitation	979,186	3,439	0.4%	107.4%	130.6%	162.2%	202.2%	273.1%
Children's Services	Cedar	49,500	-	0.0%					
Children's Services	CRAFT	2,997,478	-	0.0%					
Children's Services	Early Intervention	5,024,855	1,625,449	32.3%	69.2%	72.4%	80.4%	80.5%	80.5%
Children's Services	Home/Center Based Therapeutic Services	13,577,646	1,728,323	12.7%	85.1%	85.2%	109.2%	109.2%	109.3%

Notes

1. Services included are limited to those listed in Appendix 1 of the Reimbursement Rates Report.
2. The Rhode Island Medicaid FFS rates are effective as of July 1, 2023, and the time period represented by the benchmarks is prior to this date.
3. SFY 2022 expenditures were calculated using the SFY 2022 units and the Current Rate listed on Appendix 1. Expenditures do not reflect actual incurred FFS expenditures.
4. Procedure codes that did not have at least 500 units of utilization in our commercial benchmarking data or data from at least 10 unique commercial providers were excluded from this analysis
5. Regional commercial benchmark data was limited to calendar year 2021 and all 50 U.S. states.
6. Limited insight into service requirements is available for payers included in this claims-based benchmarking approach. Differences in service requirements or rate payment structure may contribute to the reimbursement variances noted in this report.
7. Benchmarks are subject to data availability. Not all Medicaid services within a service category are benchmarked. See the Methodology section of the accompanying "Private Payer, Medicare, and Medicaid MCO Rate Benchmarks" report for further information.
8. Commercial benchmark data was sourced from the Milliman Consolidated Health Cost Guidelines™ Sources Database (CHSD). Several national and regional health plans contribute their annual enrollment and claims detail to this database with over 75 million commercially insured lives.

APPENDIX 2D

National commercial billed benchmarks: Service category

State of Rhode Island Office of the Health Insurance Commissioner Appendix 2D National Commercial Billed Benchmarks - Detailed Service Category									
Major Service Category	Detailed Service Category	SFY 2022 FFS Expenditures			Commercial Billed - Percentage of Medicaid				
		Total Expenditures	Benchmarked Expenditures	Percentage Benchmarked	10 th Percentile	25 th Percentile	50 th Percentile	75 th Percentile	90 th Percentile
Behavioral Health Providers	BHDDH Behavioral Health Group	\$ 360,871	\$ 195,253	54.1%	134.4%	156.8%	188.2%	230.5%	288.4%
Behavioral Health Providers	CMHC - ACT	5,859,197	-	0.0%					
Behavioral Health Providers	CMHC - IHH	8,397,751	-	0.0%					
Behavioral Health Providers	CMHC - MHPRR	6,419,170	-	0.0%					
Behavioral Health Providers	CMHC - Other	9,820,452	-	0.0%					
Behavioral Health Providers	Children's Behavioral Health Group	27,567	10,454	37.9%	126.1%	151.4%	187.7%	236.4%	321.4%
Behavioral Health Providers	Emergency Behavioral Health Service	693,063	-	0.0%					
Behavioral Health Providers	Licensed Therapist	3,591	2,691	74.9%	136.6%	163.1%	202.0%	250.9%	338.1%
Behavioral Health Providers	Other Therapies	544,283	156,637	28.8%	125.6%	134.1%	144.8%	915.5%	925.8%
Behavioral Health Providers	Peer Recovery Services	117,748	-	0.0%					
Behavioral Health Providers	Psychologist	18,541	18,246	98.4%	181.8%	235.7%	299.4%	402.3%	563.5%
Behavioral Health Providers	Substance Use Rehabilitation	979,186	3,439	0.4%	190.8%	226.7%	296.5%	412.1%	577.6%
Children's Services	Cedar	49,500	-	0.0%					
Children's Services	CRAFT	2,997,478	-	0.0%					
Children's Services	Early Intervention	5,024,855	1,625,449	32.3%	75.7%	80.5%	80.6%	308.8%	308.9%
Children's Services	Home/Center Based Therapeutic Services	13,577,646	1,728,323	12.7%	109.2%	109.2%	109.3%	967.2%	967.3%

Notes

1. Services included are limited to those listed in Appendix 1 of the Reimbursement Rates Report.
2. The Rhode Island Medicaid FFS rates are effective as of July 1, 2023, and the time period represented by the benchmarks is prior to this date.
3. SFY 2022 expenditures were calculated using the SFY 2022 units and the Current Rate listed on Appendix 1. Expenditures do not reflect actual incurred FFS expenditures.
4. Procedure codes that did not have at least 500 units of utilization in our commercial benchmarking data or data from at least 10 unique commercial providers were excluded from this analysis
5. Regional commercial benchmark data was limited to calendar year 2021 and all 50 U.S. states.
6. Limited insight into service requirements is available for payers included in this claims-based benchmarking approach. Differences in service requirements or rate payment structure may contribute to the reimbursement variances noted in this report.
7. Benchmarks are subject to data availability. Not all Medicaid services within a service category are benchmarked. See the Methodology section of the accompanying "Private Payer, Medicare, and Medicaid MCO Rate Benchmarks" report for further information.
8. Commercial benchmark data was sourced from the Milliman Consolidated Health Cost Guidelines™ Sources Database (CHSD). Several national and regional health plans contribute their annual enrollment and claims detail to this database with over 75 million commercially insured lives.

APPENDIX 2E

Medicaid MCO benchmarks: Service category

State of Rhode Island Office of the Health Insurance Commissioner Appendix 2E Medicaid MCO Benchmarks - Detailed Service Category					
Major Service Category	Detailed Service Category	SFY 2022 FFS Expenditures			Medicaid MCO Percentage of Medicaid
		Total Expenditures	Benchmarked Expenditures	Percentage Benchmarked	
Behavioral Health Providers	BHDDH Behavioral Health Group	\$ 360,871	\$ 255,497	70.8%	105.4%
Behavioral Health Providers	CMHC - ACT	5,859,197	-	0.0%	
Behavioral Health Providers	CMHC - IHH	8,397,751	-	0.0%	
Behavioral Health Providers	CMHC - MHPRR	6,419,170	-	0.0%	
Behavioral Health Providers	CMHC - Other	9,820,452	-	0.0%	
Behavioral Health Providers	Children's Behavioral Health Group	27,567	14,766	53.6%	127.4%
Behavioral Health Providers	Emergency Behavioral Health Service	693,063	-	0.0%	
Behavioral Health Providers	Licensed Therapist	3,591	2,691	74.9%	99.7%
Behavioral Health Providers	Other Therapies	544,283	226,972	41.7%	104.2%
Behavioral Health Providers	Peer Recovery Services	117,748	-	0.0%	
Behavioral Health Providers	Psychologist	18,541	12,756	68.8%	170.3%
Behavioral Health Providers	Substance Use Rehabilitation	979,186	539,972	55.1%	105.2%
Children's Services	Cedar	49,500	49,500	100.0%	100.0%
Children's Services	CRAFT	2,997,478	-	0.0%	
Children's Services	Early Intervention	5,024,855	4,957,455	98.7%	76.3%
Children's Services	Home/Center Based Therapeutic Services	13,577,646	10,464,289	77.1%	57.7%

Notes

1. Services included are limited to those listed in Appendix 1 of the Reimbursement Rates Report.
2. The Rhode Island Medicaid FFS rates are effective as of July 1, 2023, and the time period represented by the benchmarks is prior to this date.
3. SFY 2022 expenditures were calculated using the SFY 2022 units and the Current Rate listed on Appendix 1. Expenditures do not reflect actual incurred FFS expenditures.
4. Average Medicaid MCO reimbursement rates represent SFY 2022 Medicaid MCO claims where each MCO had submitted at least one claim at the procedure code and modifier level.
5. Limited insight into service requirements is available for payers included in this claims-based benchmarking approach. Differences in service requirements or rate payment structure may contribute to the reimbursement variances noted in this report.
6. Benchmarks are subject to data availability. Not all Medicaid services within a service category are benchmarked. See the Methodology section of the accompanying "Private Payer, Medicare, and Medicaid MCO Rate Benchmarks" report for further information.

APPENDIX 2F

Medicare benchmarks: Service category

State of Rhode Island Office of the Health Insurance Commissioner Appendix 2F Medicare Benchmarks - Detailed Service Category					
Major Service Category	Detailed Service Category	SFY 2022 FFS Expenditures			Medicare Percentage of Medicaid
		Total Expenditures	Benchmarked Expenditures	Percentage Benchmarked	
Behavioral Health Providers	BHDDH Behavioral Health Group	\$ 360,871	\$ 338,387	93.8%	135.4%
Behavioral Health Providers	CMHC - ACT	5,859,197	-	0.0%	
Behavioral Health Providers	CMHC - IHH	8,397,751	-	0.0%	
Behavioral Health Providers	CMHC - MHPRR	6,419,170	-	0.0%	
Behavioral Health Providers	CMHC - Other	9,820,452	-	0.0%	
Behavioral Health Providers	Children's Behavioral Health Group	27,567	20,916	75.9%	161.5%
Behavioral Health Providers	Emergency Behavioral Health Service	693,063	-	0.0%	
Behavioral Health Providers	Licensed Therapist	3,591	2,691	74.9%	143.6%
Behavioral Health Providers	Other Therapies	544,283	21,165	3.9%	242.2%
Behavioral Health Providers	Peer Recovery Services	117,748	-	0.0%	
Behavioral Health Providers	Psychologist	18,541	18,541	100.0%	176.8%
Behavioral Health Providers	Substance Use Rehabilitation	979,186	335,370	34.2%	298.7%
Children's Services	Cedar	49,500	-	0.0%	
Children's Services	CRAFT	2,997,478	-	0.0%	
Children's Services	Early Intervention	5,024,855	-	0.0%	
Children's Services	Home/Center Based Therapeutic Services	13,577,646	-	0.0%	

Notes

1. Services included are limited to those listed in Appendix 1 of the Reimbursement Rates Report.
2. The Rhode Island Medicaid FFS rates are effective as of July 1, 2023, and the time period represented by the benchmarks is prior to this date.
3. SFY 2022 expenditures were calculated using the SFY 2022 units and the Current Rate listed on Appendix 1. Expenditures do not reflect actual incurred FFS expenditures.
4. Medicare reimbursement rates represent CY 2023 Medicare fee schedules. The Medicare reimbursement rates are matched at the code level since none of the Rhode Island FFS modifiers are present on the 2023 Medicare fee schedule.
5. Limited insight into service requirements is available for payers included in this claims-based benchmarking approach. Differences in service requirements or rate payment structure may contribute to the reimbursement variances noted in this report.
6. Benchmarks are subject to data availability. Not all Medicaid services within a service category are benchmarked. See the Methodology section of the accompanying "Private Payer, Medicare, and Medicaid MCO Rate Benchmarks" report for further information.



Milliman is among the world's largest providers of actuarial and related products and services. The firm has consulting practices in life insurance and financial services, property & casualty insurance, healthcare, and employee benefits. Founded in 1947, Milliman is an independent firm with offices in major cities around the globe.

[milliman.com](https://www.milliman.com)