

Social and human service programs review: Private payer, Medicare, and Medicaid MCO rate benchmarks

Rhode Island, Office of the Health Insurance Commissioner

May 26, 2023

[Jason Clarkson](#), FSA, MAAA
Principal and Consulting Actuary

[Ian McCulla](#), FSA, MAAA
Principal and Consulting Actuary

[Jason Melek](#), FSA, MAAA
Consulting Actuary

[John Kasey](#), MHA
Healthcare Management Consultant

[Zach Hunt](#), ASA, MAAA
Associate Actuary



Table of contents

I. BACKGROUND	2
II. EXECUTIVE SUMMARY	3
III. RESULTS	6
IV. METHODOLOGY	9
V. CONCLUSION	11
VI. LIMITATIONS AND DATA RELIANCE	12

APPENDIX 1A: Regional commercial allowed benchmarks: Procedure code

APPENDIX 1B: Regional commercial billed benchmarks: Procedure code

APPENDIX 1C: National commercial allowed benchmarks: Procedure code

APPENDIX 1D: National commercial billed benchmarks: Procedure code

APPENDIX 1E: Medicaid MCO benchmarks: Procedure code

APPENDIX 1F: Medicare benchmarks: Procedure code

APPENDIX 2A: Regional commercial allowed benchmarks: Service category

APPENDIX 2B: Regional commercial billed benchmarks: Service category

APPENDIX 2C: National commercial allowed benchmarks: Service category

APPENDIX 2D: National commercial billed benchmarks: Service category

APPENDIX 2E: Medicaid MCO benchmarks: Service category

APPENDIX 2F: Medicare benchmarks: Service category

Background

Milliman has been retained by the State of Rhode Island Office of the Health Insurance Commissioner (OHIC) to conduct a comprehensive review of all social and human service programs having a contract with or licensed by the state, inclusive of the State of Rhode Island Executive Office of Health and Human Services (EOHHS) and the state agencies under its purview. This review is required by State of Rhode Island General Laws (RIGL) § 42-14.5-3(t). This statute requires 10 assessments covering various rate and programmatic elements of the social and human service programs, with the 10th assessment being a culmination of the prior nine assessments that may be used to inform the recommended rate adjustments. Social and human service programs include services in the following subject areas: social, mental health, developmental disability, child welfare, juvenile justice, prevention services, habilitative, rehabilitative, substance use disorder treatment, residential care, adult/adolescent day services, vocational, employment and training, and aging.

The assessments will be completed in two phases with Phase One published in May 2023 and Phase Two published by September 1, 2023. The first phase includes the first nine assessments with a limited scope of services. The second phase will include updates of the first nine assessments with additional services as well as the 10th report. Milliman is currently working with OHIC to determine the breadth of services that may be included in each assessment in Phase Two of the social and human service programs review.

This Phase One report addresses RIGL § 42-14.5-3(t) task 9: “An assessment and reporting on usual and customary rates paid by private insurers and private pay for similar social and human service providers, both nationally and regionally.” This report provides a comparison of the Rhode Island Medicaid fee-for-service (FFS) fee schedule rates to comparable rates for the commercial insurance market and provider-billed charges. In addition, this report includes a comparison of Rhode Island FFS rates to Medicare rates and the Rhode Island Medicaid managed care (MMC) program average reimbursement, subject to data availability limitations described in this report.

Executive summary

For purposes of this and other reports on reimbursement rates required by RIGL § 42-14.5-3(t), we define social and human service program rates as those in which the state has a contract with a nonstate entity to provide services on a FFS basis. The services included in this analysis were limited to those listed in Appendix 1 of the *Social and human service programs review: Reimbursement rates report (Reimbursement rates report)*, dated March 29, 2023.¹ The information in this report contains provider reimbursement benchmarks that are useful in understanding Rhode Island Medicaid FFS reimbursement relative to other local, regional, and national payers. Within this report, regional benchmarks include data from Rhode Island, Massachusetts, and Connecticut. The reimbursement rates for Rhode Island Medicaid FFS services as of February 28, 2023, were compared against the following benchmarks:

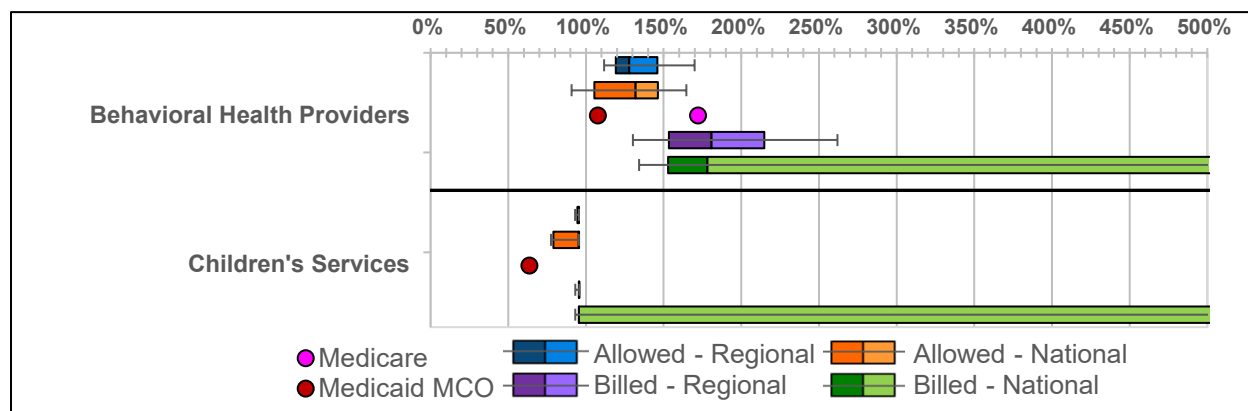
- **Calendar year (CY) 2021 commercial claims allowed amounts.** We developed separate national and regional benchmarks illustrating commercial insurance carrier reimbursement levels for CY 2021 dates of service.
- **CY 2021 commercial claims billed amounts.** We utilized billed amounts, or the provider charges, as a proxy for self-pay rates. We developed separate national and regional benchmarks based on CY 2021 commercial insurance claims data.
- **CY 2022 Medicare fee schedule.** We adjusted the CY 2022 Medicare fee schedule to Rhode Island-specific Medicare rates using the Rhode Island Geographic Practice Cost Index (GPCI).
- **State Fiscal Year (SFY) 2022 Rhode Island MMC allowed amounts.** For purposes of developing a Medicaid managed care benchmark, we analyzed the average Medicaid managed care organization (MCO) reimbursement in the state of Rhode Island for SFY 2022, subject to data availability restrictions.

We determined that the above benchmarks were not suitable for the Home and Community-Based Services (HCBS) and Intellectual and Developmental Disability (I/DD) service categories. These services are typically not covered by commercial payers and Medicare. In addition, the primary Medicaid managed care program has limited coverage of these services, which results in them not meeting the minimum data robustness thresholds required to present Rhode Island Medicaid MCO benchmarks.

To facilitate comparison across categories of service and different payers, all values from this benchmarking analysis have been converted into a percentage of Rhode Island Medicaid FFS fee schedules. The following box and whisker plots present a visual comparison of the Medicaid FFS fee schedule to the benchmark experience for behavioral health providers and children's services. While the data points below are all represented as a percentage of Medicaid FFS rates, it is important to note that the underlying mix of services between the commercial, MMC, and Medicare benchmarks is not consistent due to the differing data restrictions and availability between each source. In addition, the Medicaid FFS rates are effective as of February 28, 2023, while the benchmarks using commercial, Medicare, and Medicaid MCO data have an underlying time period of CY 2021, CY 2022, and SFY 2022, respectively. As a result, fee schedule increases that occurred subsequent to the underlying time periods of the benchmark data would not be reflected in this report. Please note that the CY 2022 Medicare fee schedule was used, as opposed to CY 2023, since the most recent Medicaid FFS rate change was October 1, 2022.

¹ Clarkson, J., McCulla, I., Kasey, J., & Hunt, Z. (2023, March 29). *Social and human service programs review: Reimbursement rates*. Retrieved May 24, 2023, from <https://ohic.ri.gov/sites/g/files/xkgbur736/files/2023-03/Social%20and%20Human%20Service%20Programs%20Review%20Report%201.pdf>.

FIGURE 1: MAJOR SERVICE CATEGORY BENCHMARKS AS A PERCENTAGE OF MEDICAID FFS



Notes:

1. Services included are limited to those listed in Appendix 1 of the *Reimbursement rates report* dated March 29, 2023.
2. The Medicaid FFS rates are effective as of February 28, 2023, and the time period represented by the benchmarks is prior to this date.
3. Medicare reimbursement rates represent CY 2022 Medicare fee schedules. The Medicare reimbursement rates are matched at the code level since none of the Rhode Island FFS modifiers are present on the 2022 Medicare fee schedule.
4. Regional commercial benchmark data was limited to CY 2021 and experience within Rhode Island, Massachusetts, and Connecticut.
5. Average Medicaid MCO reimbursement rates represent SFY 2022 Medicaid MCO claims where each MCO had submitted at least one claim at the procedure code and modifier level.
6. The underlying mix of services between the commercial, Medicaid MCO, and Medicare benchmarks is not consistent due to the differing data restrictions and availability between each source. However, the mix of services included is consistent between regional and national commercial benchmarks.
7. Insight into service requirements (e.g., required professional credentials) or payment structure (e.g., billed unit type) is not always available for claims-based benchmarks. Differences in these items may contribute to the reimbursement variances noted in this report.
8. Benchmarks are subject to data availability. Not all Medicaid services within a service category are benchmarked. See the Methodology section for further information.
9. The Billed – National box and whisker plots extend past 500% but are only displayed up to 500% for visualization purposes.

The information provided in Figure 1 represents the following data elements:

- The box and whiskers plots reflect the range of fees observed in the commercial benchmark experience.
 - The darker shaded boxes represent the 25th to 50th percentiles of our benchmark data.
 - The lighter shaded boxes represent the 50th to 75th percentiles of our benchmark data.
 - The whiskers surrounding the boxes represent the 10th and 90th percentiles of our benchmark data.
- The blue/orange and purple/green plots represent the aggregated commercial allowed and billed benchmarks, respectively.
- The red data points represent the average Rhode Island Medicaid MCO reimbursement for services that had at least one claim from each of the three MCOs incurred in SFY 2022.
- The pink data points represent the CY 2022 Medicare reimbursement for services that have a corresponding Medicare reimbursement rate.

KEY OBSERVATIONS

We observed the following patterns when comparing the benchmark data to the Rhode Island Medicaid FFS rates:

- The 25th and 75th percentile of regional and national commercial allowed charges are between 100% and 150% of the Medicaid FFS rate for behavioral health providers.
- Rhode Island Medicaid MCOs pay approximately 108% of the Medicaid FFS rate for benchmarked behavioral health provider services.
- Medicare reimburses behavioral health services at approximately 172% of the Medicaid FFS rate.
- The children's services Medicaid FFS rate is higher than regional and national commercial allowed charges and also the average Medicaid MCO rates. However, the variation is at least in part attributable to rate increases for children's services effective July 1, 2022.

- These rate increases included a 45% Medicaid FFS early intervention services rate increase and an increase in Home-Based Therapeutic Services (HBTS) and Personal Assistance Services and Supports (PASS) rates to ensure direct care providers are paid at least \$15 per hour.²
- The mix of children's services with available regional commercial benchmarks had minimal variation from the 10th to 90th percentiles of reimbursement and minimal variation between billed and allowed amounts.
- The billed charges varied materially from the 10th to 90th percentiles both regionally and nationally, except for regional children's services.

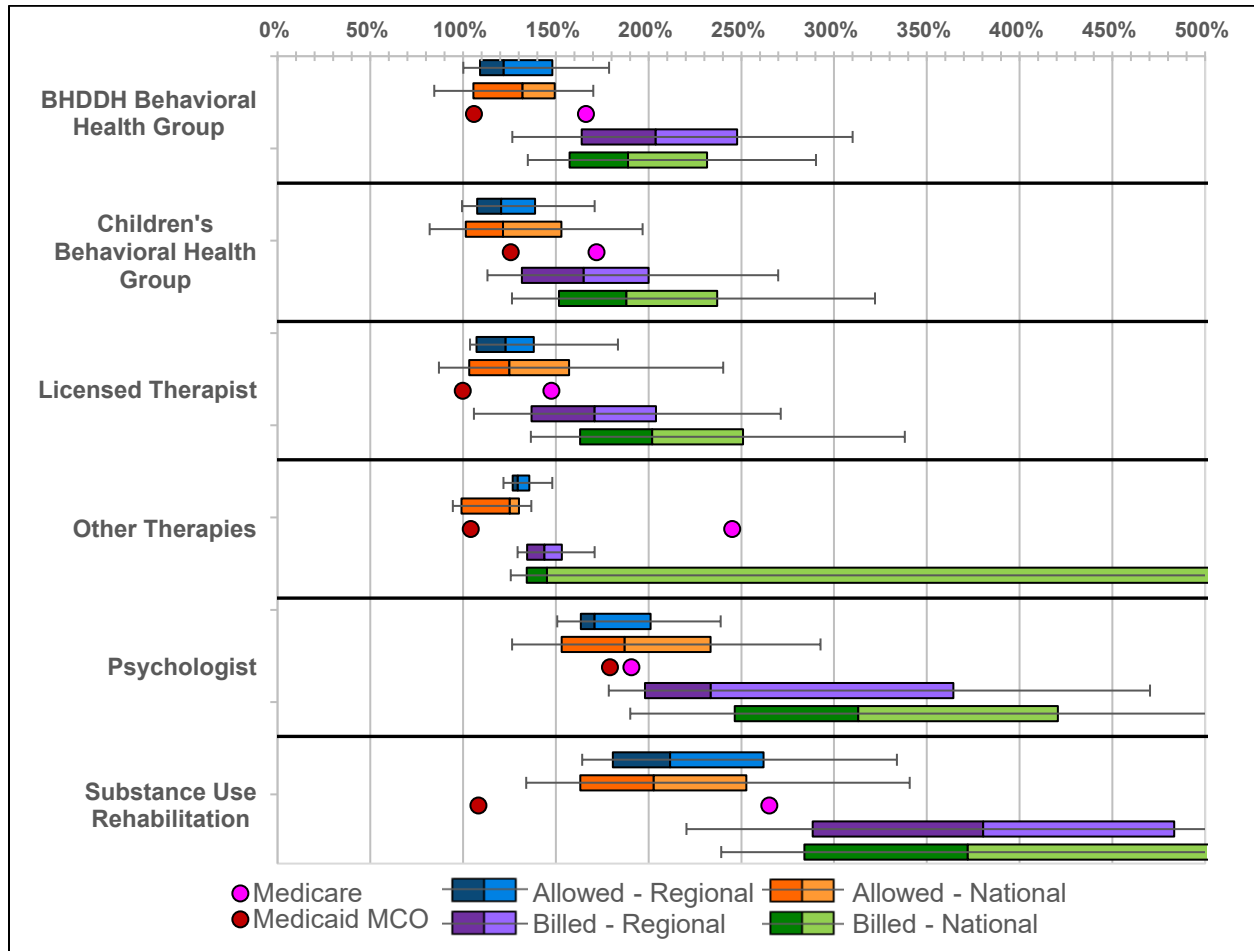
² Rhode Island General Assembly Senate Fiscal Office. (2022, June 14). *FY2023 budget: Changes to the governor*. Retrieved May 24, 2023, from <https://www.rilegislature.gov/sfiscal/Budget%20Analyses/FY2023%20SFO%20Budget%20as%20passed%20by%20House%20Finance%20Committee.pdf>.

Results

Expanding upon the analysis described in the Executive Summary of this report, we performed benchmarking analyses at the detailed category of service level within each major category of service. Figure 2 and Figure 3 provide box and whisker plots of the Medicaid FFS fee schedule to the benchmark experience for behavioral health providers and children’s services, with comparative benchmarks converted to a percent of the Medicaid FFS rate. The following section contains the results of our benchmarking analysis specific to each major category of service.

BEHAVIORAL HEALTH PROVIDERS

FIGURE 2: BEHAVIORAL HEALTH PROVIDERS BENCHMARKS AS A PERCENTAGE OF MEDICAID FFS



Notes:

1. Services included are limited to those listed in Appendix 1 of the *Reimbursement rates report* dated March 29, 2023.
2. The Medicaid FFS rates are effective as of February 28, 2023, and the time period represented by the benchmarks is prior to this date.
3. Medicare reimbursement rates represent CY 2022 Medicare fee schedules. The Medicare reimbursement rates are matched at the code level since none of the Rhode Island FFS modifiers are present on the 2022 Medicare fee schedule.
4. Regional commercial benchmark data was limited to CY 2021 and experience within Rhode Island, Massachusetts, and Connecticut.
5. Average Medicaid MCO reimbursement rates represent SFY 2022 Medicaid MCO claims where each MCO had submitted at least one claim at the procedure code and modifier level.
6. The underlying mix of services between the commercial, Medicaid MCO, and Medicare benchmarks is not consistent due to the differing data restrictions and availability between each source. However, the mix of services included is consistent between regional and national commercial benchmarks.
7. Insight into service requirements (e.g., required professional credentials) or payment structure (e.g., billed unit type) is not always available for claims-based benchmarks. Differences in these items may contribute to the reimbursement variances noted in this report.
8. Benchmarks are subject to data availability. Not all Medicaid services within a service category are benchmarked. See the Methodology section for further information.
9. Certain Billed – National box and whisker plots extend past 500% but are only displayed up to 500% for visualization purposes.

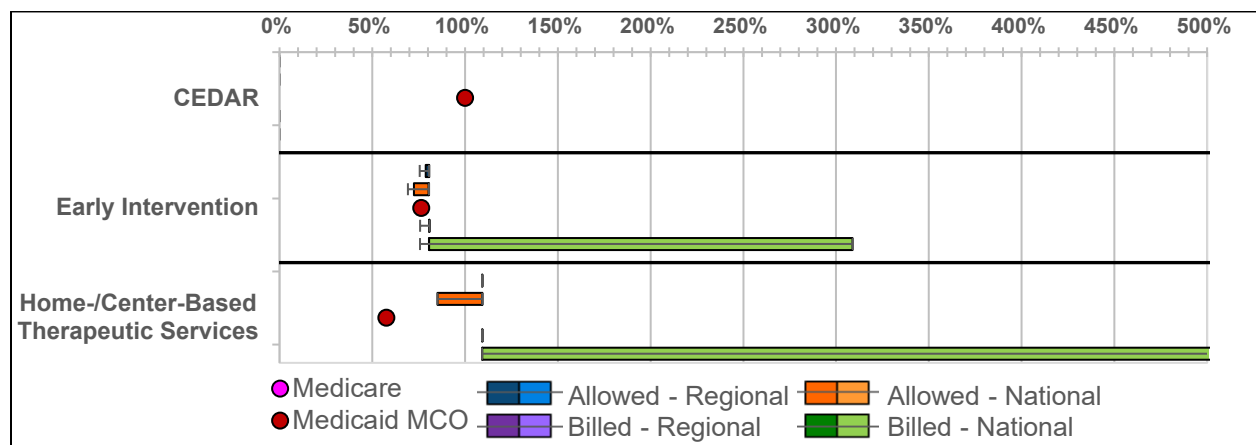
KEY OBSERVATIONS: BEHAVIORAL HEALTH PROVIDERS

We observed the following when reviewing Medicaid FFS reimbursement relative to our benchmark data for behavioral health services.

- Consistent with market expectations, all services shown have median regional and national commercial allowed amounts and provider billed charges above the Medicaid FFS rates. Commercial allowed amounts at the 25th to 75th percentile vary from approximately 100% to 250% of the Medicaid rate, while billed charges vary substantially.
- For comparable services, Medicare reimburses at approximately 150% to 250% of the Medicaid FFS rate.
- Commercial allowed amounts, provider billed charges, and Medicare reimbursement exceed the Medicaid rate by the largest percentage for Substance Use Rehabilitation services. Psychologist rate benchmarks are generally the second largest percentage differential from the Medicaid rate, except Medicare.
- In general, Medicaid MCO reimbursement is approximately 100% to 125% of the Medicaid FFS rate for behavioral health services. Given the relative consistency between Medicaid FFS and MCO reimbursement levels, it is possible that a portion of Medicaid MCO services are established as a function of Medicaid FFS reimbursement.

CHILDREN’S SERVICES

FIGURE 3: CHILDREN’S SERVICES BENCHMARKS AS A PERCENTAGE OF MEDICAID FFS



Notes:

1. Services included are limited to those listed in Appendix 1 of the *Reimbursement rates report* dated March 29, 2023.
2. The Medicaid FFS rates are effective as of February 28, 2023, and the time period represented by the benchmarks is prior to this date.
3. Medicare reimbursement rates represent CY 2022 Medicare fee schedules. The Medicare reimbursement rates are matched at the code level since none of the Rhode Island FFS modifiers are present on the 2022 Medicare fee schedule.
4. Regional commercial benchmark data was limited to CY 2021 and experience within Rhode Island, Massachusetts, and Connecticut.
5. Average Medicaid MCO reimbursement rates represent SFY 2022 Medicaid MCO claims where each MCO had submitted at least one claim at the procedure code and modifier level.
6. The underlying mix of services between the commercial, Medicaid MCO, and Medicare benchmarks are not consistent due to the differing data restrictions and availability between each source. However, the mix of services included is consistent between regional and national commercial benchmarks.
7. Insight into service requirements (e.g., required professional credentials) or payment structure (e.g., billed unit type) is not always available for claims-based benchmarks. Differences in these items may contribute to the reimbursement variances noted in this report.
8. Benchmarks are subject to data availability. Not all Medicaid services within a service category are benchmarked. See the Methodology section for further information.
9. Certain Billed – National box and whisker plots extend past 500% but are only displayed up to 500% for visualization purposes.

KEY OBSERVATIONS: CHILDREN’S SERVICES

We observed the following when reviewing Medicaid FFS reimbursement relative to our benchmark data for children’s services:

- Medicaid MCOs reimburse providers consistent with Medicaid FFS for CEDAR services.

- Commercial allowed and provider billed charges are not available for CEDAR services given the unique nature of the program. Similarly, Medicare benchmarks are not available for children services.
- Regional commercial allowed charges, national commercial allowed charges, and Medicaid MCOs reimburse early intervention services at a relatively consistent rate in the benchmarked time periods. As previously mentioned, Rhode Island Medicaid early intervention service rates were increased by 45% effective July 1, 2022, and the Medicaid MCO data represents SFY 2022 experience, creating the notable gap in Medicaid MCO and Medicaid FFS reimbursement. It is important to note that private insurers and Medicaid MCOs are required to pay at or above the Medicaid FFS rate under Rhode Island General Law § 27-20-50(b), and therefore rates for these payers have since been adjusted to the new Medicaid early intervention service rates effective July 1, 2022.
- Similar to early intervention services, Medicaid MCO reimbursement rates are materially lower than Medicaid FFS rates for home-/center-based therapeutic services due to the July 1, 2022, Medicaid FFS rate increase. However, unlike early intervention services, the median values of regional and national commercial allowed and billed charges exceed the Medicaid FFS rate for home-/center-based therapeutic services.

Limited insight into the service requirements is available for payers included in this claims-based benchmarking approach. Service requirements may vary in particular for children's services relative to behavioral health provider services, which may contribute to the noted reimbursement variances.

Methodology

RHODE ISLAND MEDICAID FEE SCHEDULE FOR SELECTED SERVICES

We focused our benchmarking analysis on the Medicaid services provided on a FFS basis. The services included in this analysis were limited to those listed in Appendix 1 of the Reimbursement Rates Report dated March 29, 2023. To be included in Appendix 1, the service must be included in the Medicaid fee schedule and have at least one Medicaid FFS claim incurred in SFY 2022. Services were further limited to behavioral health and children services since limited coverage for HCBS and I/DD services is provided by commercial, Medicare, and Rhode Island Medicaid MCO payers.

PRIVATE PAY AND COMMERCIAL RATES

The Rhode Island Medicaid FFS fee schedule was benchmarked against commercial allowed reimbursement and billed charges from the Milliman Consolidated Health Cost Guidelines™ Sources Database (CHSD). Provider billed charges were used as a proxy for private pay or self-pay rates. Several national and regional health plans representing over 75 million commercially insured lives contribute their annual enrollment and claims detail to the CHSD. In recognition of the sensitivity of plan reimbursement rates, there are data use restrictions that require certain levels of aggregation when using CHSD data. The regional commercial allowed and billed charges benchmarks are representative of rates in Rhode Island, Massachusetts, and Connecticut, while the national benchmarks are representative of all 50 states.

There are Rhode Island Medicaid FFS-specific procedure codes or services that have Medicaid-specific modifiers that do not appear in the commercial dataset. To the extent these procedure code and modifier combinations do not exist in the commercial market, they have been excluded from the benchmarking analysis. In addition, procedure codes that did not have at least 500 units of utilization in our commercial benchmarking data or data from at least 10 unique commercial providers were excluded from our analysis. We developed these thresholds based on our review of the variability of the benchmarked rates, sensitivity testing the thresholds, and balancing the objectives of excluding benchmarks with low volume and including the benchmarks for the widest breadth of Medicaid FFS services.

Commercial allowed and billed charges benchmarks at the procedure code level of detail are available in Appendix 1A through Appendix 1D. Commercial allowed and billed charges benchmarks at the service category detail level are available in Appendix 2A through 2D.

RHODE ISLAND MEDICAID MCO ALLOWED AMOUNTS

The Rhode Island Medicaid FFS fee schedule was also benchmarked against Rhode Island Medicaid MCO allowed amounts. In recognition of the sensitivity of provider contracting and individual plan reimbursement amounts, the average allowed amounts at the procedure code with modifier level were only included if there was at least one claim from each MCO.

Medicaid MCO benchmarks at the procedure code level of detail are available in Appendix 1E. Medicaid MCO benchmarks at the service category detail level are available in Appendix 2E.

MEDICARE REIMBURSEMENT RATES

The Rhode Island Medicaid FFS fee schedule was benchmarked against the CY 2022 Medicare physician fee schedule using Rhode Island GPCIs. Medicare fee schedules were obtained from the Centers for Medicare and Medicaid Services (CMS) website (<https://www.cms.gov/Medicare/Medicare.html>). For the purpose of this analysis, the procedure codes were matched ignoring the presence of modifiers, as there was no overlap between modifiers on the Medicare fee schedule and the Rhode Island Medicaid FFS fee schedule. There were many codes that were absent from the Medicare fee schedule or listed as statutory exclusions on the Medicare fee schedule. In both of these situations, the services are not covered by Medicare and were excluded from our analysis.

Medicare benchmarks at the procedure code level of detail are available in Appendix 1F. Medicare benchmarks at the service category detail level are available in Appendix 2F.

DATA USE AND EXCLUSIONS

Figure 4 summarizes percentage of SFY 2022 FFS expenditures that a benchmark value was provided, illustrating the impact of the data availability and limitations for each of the benchmarks. SFY 2022 FFS expenditures were calculated as the current Medicaid fee for each service multiplied by the units of utilization (as opposed to using FFS claims data), to mitigate the impact of temporary SFY 2022 rate changes attributable to the American Rescue Plan Act workforce development program.³

Certain areas with low benchmarked percentages are expected due to the unique nature of the services within the Medicaid program and these services not being covered in Medicare or commercial programs. In addition, certain services were excluded from the analysis due to apparent comparability issues. For example, emergency behavioral health services (S9485) and methadone administration (H0020) within the substance use rehabilitation category were excluded from this analysis based on a review of the unit cost information, which appeared to indicate a material variance in the service requirements or payment structure for these service codes between payers.

FIGURE 4: PERCENTAGE OF SFY 2022 FFS EXPENDITURES BENCHMARKED

SERVICE CATEGORY	SFY 2022 FFS EXPENDITURES	PERCENTAGE BENCHMARKED		
		COMMERCIAL	MEDICARE	MEDICAID MCO
Behavioral Health Providers				
BHDDH Behavioral Health Group	\$ 356,428	54.3%	93.7%	71.2%
CMHC - ACT	5,836,998	0.0%	0.0%	0.0%
CMHC - IHH	8,362,924	0.0%	0.0%	0.0%
CMHC - MHPRR	6,400,700	0.0%	0.0%	0.0%
CMHC - Other	9,864,179	0.0%	0.0%	0.0%
Children's Behavioral Health Group	27,257	37.0%	61.1%	53.3%
Emergency Behavioral Health Service	691,268	0.0%	0.0%	0.0%
Licensed Therapist	3,591	74.9%	74.9%	74.9%
Other Therapies	537,127	28.8%	3.9%	42.3%
Peer Recovery Services	117,748	0.0%	0.0%	0.0%
Psychologist	17,744	98.3%	99.1%	68.3%
Substance Use Rehabilitation	967,028	0.3%	0.2%	21.4%
Total	\$ 33,182,990	1.1%	1.2%	2.2%
Children's Services				
CEDAR	\$ 52,350	0.0%	0.0%	94.6%
Early Intervention	4,941,173	32.2%	0.0%	98.7%
Home-/Center-Based Therapeutic Services	13,483,265	12.8%	0.0%	77.4%
Total	\$ 18,476,788	18.0%	0.0%	83.1%

Notes:

1. Total lines are composited based on SFY 2022 FFS expenditures.
2. SFY 2022 FFS expenditures represent SFY 2022 billed units multiplied by the current FFS rate illustrated in Appendix 1. The illustrated amount will vary from actual paid SFY 2022 expenditures due to fee schedule changes, third party payers, and other payment adjustments.

Commercial, Medicare, and Medicaid MCO benchmarks are not available for CMHC, emergency behavioral health service, and peer recovery services given the unique nature of these services. The absence of a benchmark for these service categories results in less than 3% of behavioral health services having a benchmark from each source, based on FFS expenditures. However, the remaining behavioral health service categories generally have benchmarks associated with 50% or more of FFS service expenditures. There is no Medicare benchmark for children's services, and there is limited commercial benchmark data, but a Medicaid MCO benchmark was developed for over 75% of FFS expenditures in each service category.

³ Rhode Island Executive Office of Health and Human Services. (2023, January 17). *RI State Spending Narrative for ARPA HCBS FMAP: Quarterly Update – Submitted July 18, 2022*. Retrieved May 24, 2023, from <https://eohhs.ri.gov/initiatives/hcbs-enhancement>.

To provide broader context of the use of these services in the Medicaid program, Figure 5 provides the same information as Figure 4 based on total Medicaid program expenditures (FFS and Medicaid MCO expenditures).

FIGURE 5: PERCENTAGE OF SFY 2022 FFS & MEDICAID MCO EXPENDITURES BENCHMARKED

SERVICE CATEGORY	SFY 2022 TOTAL EXPENDITURES	PERCENTAGE BENCHMARKED		
		COMMERCIAL	MEDICARE	MEDICAID MCO
Behavioral Health Providers				
BHDDH Behavioral Health Group	\$ 10,935,463	97.8%	96.1%	98.1%
CMHC - ACT	19,670,583	0.0%	0.0%	0.0%
CMHC - IHH	33,306,593	0.0%	0.0%	0.0%
CMHC - MHPRR	17,287,501	0.0%	0.0%	0.0%
CMHC - Other	12,794,875	0.0%	0.0%	0.0%
Children's Behavioral Health Group	24,285,921	20.4%	100.0%	99.9%
Emergency Behavioral Health Service	2,451,066	0.0%	0.0%	0.0%
Licensed Therapist	5,715,741	100.0%	100.0%	100.0%
Other Therapies	2,700,153	76.1%	71.2%	88.3%
Peer Recovery Services	117,863	0.0%	0.0%	0.0%
Psychologist	682,777	97.5%	99.7%	90.5%
Substance Use Rehabilitation	18,614,501	12.7%	3.6%	14.1%
Total	\$ 148,563,037	17.8%	29.5%	31.2%
Children's Services				
CEDAR	\$ 413,458	0.0%	0.0%	96.7%
Early Intervention	8,382,118	33.0%	0.0%	98.8%
Home-/Center-Based Therapeutic Services	33,448,632	25.7%	0.0%	84.6%
Total	\$ 42,244,208	27.3%	0.0%	88.2%

Notes:

1. Total lines are composited based on SFY 2022 FFS and Medicaid MCO expenditures.
2. SFY 2022 FFS expenditures represent SFY 2022 billed units multiplied by the current FFS rate illustrated in Appendix 1. The illustrated amount will vary from actual paid SFY 2022 expenditures due to fee schedule changes, third party payers, and other payment adjustments.
3. SFY 2022 MCO expenditures are limited to procedure code and modifier combinations included in Appendix 1 of the Reimbursement Rates Report.

As illustrated in Figure 4 and Figure 5, behavioral health services are primarily provided through the Medicaid managed care program. Figure 5 illustrates that a benchmark is provided for approximately 20% to 30% of behavioral health provider services when considering Medicaid managed care expenditures. In addition, a greater percentage of children's services have an associated benchmark when considering Medicaid managed care expenditures, primarily attributable to home-/center-based therapeutic services.

Conclusion

Among the social and human services included in this benchmarking exercise, we observed material variability in the reimbursement rates and their coverage in the commercial, Medicaid MCO, and Medicare benchmark data. For many social and human services reviewed, there was sparse data or data use restrictions that prevent a detailed benchmarking analysis. Despite the limitations, meaningful patterns can be observed from the benchmarking analysis for the services reviewed. This research, in combination with the other rate analysis reports required under RIGL § 42-14.5-3(t), can be used in informing the required OHIC rate recommendations that will be produced by September 1, 2023.

Limitations and Data Reliance

The information contained in this correspondence, including any enclosures, has been prepared for the State of Rhode Island, Office of the Health Insurance Commissioner (OHIC), and their advisors. Milliman recognizes that materials delivered to OHIC may be public records subject to disclosure to third parties. To the extent that the information contained in this correspondence is provided to any third parties, the correspondence should be distributed in its entirety. Milliman does not intend to benefit any third-party recipient of its work product, even if Milliman consents to the release of its work product to such third party.

Milliman's work is prepared solely for the use and benefit of the State of Rhode Island, Office of the Health Insurance Commissioner (OHIC), in accordance with its statutory and regulatory requirements. Milliman recognizes this report will be public record subject to disclosure to third parties, however, Milliman does not intend to benefit and assumes no duty or liability to any third parties that receive Milliman's work and may include disclaimer language on its work product so stating. OHIC agrees not to remove any such disclaimer language from Milliman's work.

Milliman has developed certain models to estimate the values included in this correspondence. We have reviewed the models, including their inputs, calculations, and outputs for consistency, reasonableness, and appropriateness to the intended purpose and in compliance with generally accepted actuarial practice and relevant actuarial standards of practice (ASOP). The models rely on data and information as input to the models. We have relied upon certain data and information provided by OHIC for this purpose and accepted it without audit. To the extent that the data and information provided is not accurate, or is not complete, the values provided in this correspondence may likewise be inaccurate or incomplete. Milliman's data and information reliance includes the sources discussed in this correspondence. The models, including all input, calculations, and output may not be appropriate for any other purpose.

Service requirement differences between payers are unable to be evaluated based on the claims-based benchmarking approach. Differences in service requirements or rate payment structure may contribute to the reimbursement variances noted in this report.

The services provided for this project were performed under the contract between Milliman and OHIC dated January 26, 2023.

Guidelines issued by the American Academy of Actuaries require actuaries to include their professional qualifications in all actuarial communications. Jason Clarkson, Ian McCulla, Jason Melek, and Zach Hunt are members of the American Academy of Actuaries and meet the qualification standards for performing the analyses in this report.

APPENDIX 1A

Regional commercial allowed benchmarks: Procedure code

State of Rhode Island Office of the Health Insurance Commissioner Appendix 1A Regional Commercial Allowed Benchmarks: Procedure Code																
Major Service Category	Detailed Service Category	Billing Provider Code	Program Indicator Code	Program Description	Proc Code	Mod 1	Mod 2	Mod 3	Mod 4	Current Rate	SFY 2022 FFS Units	Commercial Allowed				
												10 th Percentile	25 th Percentile	50 th Percentile	75 th Percentile	90 th Percentile
Behavioral Health Providers	BHDDH Behavioral Health Group	066	MBH015	Behavioral Services Non-DCYF	90791					150.00	3	119.00	122.57	134.59	156.57	183.25
Behavioral Health Providers	BHDDH Behavioral Health Group	066	MMH015	Adult Mental Health	90791	AJ				131.75	99	117.02	119.32	123.64	136.48	156.57
Behavioral Health Providers	BHDDH Behavioral Health Group	066	MMH015	Adult Mental Health	90791	HF				108.50	17					
Behavioral Health Providers	BHDDH Behavioral Health Group	066	MMH015	Adult Mental Health	90791	HO				131.75	114	117.41	119.32	123.64	128.72	156.57
Behavioral Health Providers	BHDDH Behavioral Health Group	066	MMH015	Adult Mental Health	90791	TD				124.00	109					
Behavioral Health Providers	BHDDH Behavioral Health Group	066	MMH015	Adult Mental Health	90791	UA				116.25	38					
Behavioral Health Providers	BHDDH Behavioral Health Group	066	MMA001	General Medicaid	90792					75.34	2	143.59	155.84	198.00	231.08	297.90
Behavioral Health Providers	BHDDH Behavioral Health Group	066	MMH015	Adult Mental Health	90792					294.35	62	143.59	155.84	198.00	231.08	297.90
Behavioral Health Providers	BHDDH Behavioral Health Group	066	MMH015	Adult Mental Health	90792	TD	TF			250.20	11					
Behavioral Health Providers	BHDDH Behavioral Health Group	066	MBH015	Behavioral Services Non-DCYF	90832					47.50	10	44.60	57.75	63.53	80.10	95.16
Behavioral Health Providers	BHDDH Behavioral Health Group	066	MMH015	Adult Mental Health	90832	AJ				52.50	79	41.45	48.02	49.46	60.08	74.04
Behavioral Health Providers	BHDDH Behavioral Health Group	066	MMH015	Adult Mental Health	90832	HF				45.50	157					
Behavioral Health Providers	BHDDH Behavioral Health Group	066	MMH015	Adult Mental Health	90832	HO				52.50	281	43.30	48.02	57.75	64.63	121.98
Behavioral Health Providers	BHDDH Behavioral Health Group	066	MMH015	Adult Mental Health	90832	UA				49.00	253					
Behavioral Health Providers	BHDDH Behavioral Health Group	066	MMA001	General Medicaid	90833					25.18	12	32.72	63.73	71.57	85.00	99.85
Behavioral Health Providers	BHDDH Behavioral Health Group	066	MMH015	Adult Mental Health	90833					42.00	16	32.72	63.73	71.57	85.00	99.85
Behavioral Health Providers	BHDDH Behavioral Health Group	066	MMH015	Adult Mental Health	90833	TD	TF			37.50	1					
Behavioral Health Providers	BHDDH Behavioral Health Group	066	MBH015	Behavioral Services Non-DCYF	90834					71.25	52	75.64	77.22	88.86	99.97	135.00
Behavioral Health Providers	BHDDH Behavioral Health Group	066	MMH015	Adult Mental Health	90834	AJ				72.00	173	77.22	79.62	84.94	91.67	91.67
Behavioral Health Providers	BHDDH Behavioral Health Group	066	MMH015	Adult Mental Health	90834	HF				62.40	202					
Behavioral Health Providers	BHDDH Behavioral Health Group	066	MMH015	Adult Mental Health	90834	HO				72.00	573	77.22	77.22	80.29	88.58	91.67
Behavioral Health Providers	BHDDH Behavioral Health Group	066	MMH015	Adult Mental Health	90834	UA				67.20	400					
Behavioral Health Providers	BHDDH Behavioral Health Group	066	MMA001	General Medicaid	90836					40.87	6	63.00	92.74	106.00	130.74	200.00
Behavioral Health Providers	BHDDH Behavioral Health Group	066	MBH015	Behavioral Services Non-DCYF	90837					95.00	1	88.58	107.69	120.15	132.09	150.00
Behavioral Health Providers	BHDDH Behavioral Health Group	066	MMH015	Adult Mental Health	90837	AJ				75.00	59	89.00	100.00	117.56	125.40	134.54
Behavioral Health Providers	BHDDH Behavioral Health Group	066	MMH015	Adult Mental Health	90837	HF				65.00	27					
Behavioral Health Providers	BHDDH Behavioral Health Group	066	MMH015	Adult Mental Health	90837	HO				75.00	189	88.58	105.00	115.81	120.15	131.21
Behavioral Health Providers	BHDDH Behavioral Health Group	066	MMH015	Adult Mental Health	90837	UA				70.00	137					
Behavioral Health Providers	BHDDH Behavioral Health Group	066	MMH015	Adult Mental Health	90846					90.00	1	69.89	83.53	92.62	127.55	210.00
Behavioral Health Providers	BHDDH Behavioral Health Group	066	MMH015	Adult Mental Health	90846	AJ				67.50	1					
Behavioral Health Providers	BHDDH Behavioral Health Group	066	MMH015	Adult Mental Health	90847					96.00	1	86.81	87.07	91.67	105.23	131.98
Behavioral Health Providers	BHDDH Behavioral Health Group	066	MMH015	Adult Mental Health	90847	HO				72.00	2	86.81	88.68	90.74	96.35	98.98
Behavioral Health Providers	BHDDH Behavioral Health Group	066	MMH015	Adult Mental Health	90847	UA				67.20	2					
Behavioral Health Providers	BHDDH Behavioral Health Group	066	MMH015	Adult Mental Health	90853					48.00	1	23.79	29.42	39.23	60.00	101.75
Behavioral Health Providers	BHDDH Behavioral Health Group	066	MMH015	Adult Mental Health	90853	AJ				36.00	2					
Behavioral Health Providers	BHDDH Behavioral Health Group	066	MMH015	Adult Mental Health	90853	HF				31.20	89					
Behavioral Health Providers	BHDDH Behavioral Health Group	066	MMH015	Adult Mental Health	90853	HO				36.00	34					
Behavioral Health Providers	BHDDH Behavioral Health Group	066	MMH015	Adult Mental Health	90853	UA				33.60	13					
Behavioral Health Providers	BHDDH Behavioral Health Group	066	MMA001	General Medicaid	99203					29.00	6	103.86	119.68	142.81	199.43	247.29
Behavioral Health Providers	BHDDH Behavioral Health Group	066	MMA001	General Medicaid	99204					45.00	8	159.00	181.44	230.23	315.35	385.35
Behavioral Health Providers	BHDDH Behavioral Health Group	066	MMA001	General Medicaid	99205					46.00	2	209.75	232.58	296.64	425.00	525.54
Behavioral Health Providers	BHDDH Behavioral Health Group	066	MMH015	Adult Mental Health	99211					8.05	152	24.14	26.37	34.05	50.71	53.48
Behavioral Health Providers	BHDDH Behavioral Health Group	066	MMH015	Adult Mental Health	99211	TD				7.50	4,333					
Behavioral Health Providers	BHDDH Behavioral Health Group	066	MMH015	Adult Mental Health	99212					56.00	7	45.32	52.19	64.84	89.68	114.43
Behavioral Health Providers	BHDDH Behavioral Health Group	066	MMA001	General Medicaid	99213					20.64	27	74.25	86.08	104.07	150.81	187.04
Behavioral Health Providers	BHDDH Behavioral Health Group	066	MMH015	Adult Mental Health	99213					78.00	192	74.25	86.08	104.07	150.81	187.04
Behavioral Health Providers	BHDDH Behavioral Health Group	066	MMH015	Adult Mental Health	99213	TD	TF			66.30	58					
Behavioral Health Providers	BHDDH Behavioral Health Group	066	MMA001	General Medicaid	99214					27.00	49	115.06	133.49	151.65	218.99	269.64
Behavioral Health Providers	BHDDH Behavioral Health Group	066	MMH015	Adult Mental Health	99214					118.00	240	115.06	133.49	151.65	218.99	269.64
Behavioral Health Providers	BHDDH Behavioral Health Group	066	MMH015	Adult Mental Health	99214	TD	TF			100.30	65					
Behavioral Health Providers	BHDDH Behavioral Health Group	066	MMH015	Adult Mental Health	99215					148.00	15	160.78	189.34	204.80	309.66	376.02
Behavioral Health Providers	BHDDH Behavioral Health Group	066	MMH015	Adult Mental Health	99215	TD	TF			125.80	2					
Behavioral Health Providers	BHDDH Behavioral Health Group	066	MBH015	Behavioral Services Non-DCYF	H0004	AJ				16.25	781					
Behavioral Health Providers	BHDDH Behavioral Health Group	066	MBH015	Behavioral Services Non-DCYF	H0004	HO				16.25	252					
Behavioral Health Providers	BHDDH Behavioral Health Group	066	MBH015	Behavioral Services Non-DCYF	H0004	HO	HR			18.75	36					
Behavioral Health Providers	BHDDH Behavioral Health Group	066	MBH015	Behavioral Services Non-DCYF	H0004	HO	HS			18.75	10					

State of Rhode Island Office of the Health Insurance Commissioner Appendix 1A Regional Commercial Allowed Benchmarks: Procedure Code											Commercial Allowed					
Major Service Category	Detailed Service Category	Billing Provider Code	Program Indicator Code	Program Description	Proc Code	Mod 1	Mod 2	Mod 3	Mod 4	Current Rate	SFY 2022 FFS Units	10 th Percentile	25 th Percentile	50 th Percentile	75 th Percentile	90 th Percentile
Behavioral Health Providers	BHDDH Behavioral Health Group	066	MBH015	Behavioral Services Non-DCYF	H0004	HQ	AJ			5.00	4					
Behavioral Health Providers	BHDDH Behavioral Health Group	066	MBH015	Behavioral Services Non-DCYF	H0004	HQ	HO			5.00	4					
Behavioral Health Providers	BHDDH Behavioral Health Group	066	MBH015	Behavioral Services Non-DCYF	H0031	AJ				100.00	30					
Behavioral Health Providers	BHDDH Behavioral Health Group	066	MBH015	Behavioral Services Non-DCYF	H0031	HO				100.00	5					
Behavioral Health Providers	BHDDH Behavioral Health Group	066	MBH015	Behavioral Services Non-DCYF	H2010					30.00	28					
Behavioral Health Providers	CMHC - ACT	061	MBA010	Assertive Community Treatment	H0040					41.65	140,144					
Behavioral Health Providers	CMHC - IHH	061	MBI010	Integrated Health Home	H0037					13.82	605,132					
Behavioral Health Providers	CMHC - MHPRR	061	MMH015	Adult Mental Health	H0019					85.00	1					
Behavioral Health Providers	CMHC - MHPRR	061	MMH015	Adult Mental Health	H0019	U1				85.00	4,669					
Behavioral Health Providers	CMHC - MHPRR	061	MMH015	Adult Mental Health	H0019	U3				125.00	11,137					
Behavioral Health Providers	CMHC - MHPRR	061	MMH015	Adult Mental Health	H0019	U4				125.00	31,937					
Behavioral Health Providers	CMHC - Other	061	MDC080	Proj Connect & Residential Counsel	H0019	U5				532.38	2,000					
Behavioral Health Providers	CMHC - MHPRR	061	MMH015	Adult Mental Health	H0019	U5				175.00	3,540					
Behavioral Health Providers	CMHC - Other	061	MDC080	Proj Connect & Residential Counsel	H0019	U6				571.14	2,543					
Behavioral Health Providers	CMHC - Other	061	MDC080	Proj Connect & Residential Counsel	H0019	U7				580.26	2,470					
Behavioral Health Providers	CMHC - Other	061	MDC080	Proj Connect & Residential Counsel	H0019	U8				661.50	2,171					
Behavioral Health Providers	CMHC - Other	061	MMH015	Adult Mental Health	90791	AJ				131.75	1					
Behavioral Health Providers	CMHC - Other	061	MMH015	Adult Mental Health	90791	HO				131.75	2					
Behavioral Health Providers	CMHC - Other	061	MMH015	Adult Mental Health	90791	UA				116.25	1					
Behavioral Health Providers	CMHC - Other	061	MMH015	Adult Mental Health	90792					294.35	1					
Behavioral Health Providers	CMHC - Other	061	MMH015	Adult Mental Health	90834	UA				67.20	1					
Behavioral Health Providers	CMHC - Other	061	MMH015	Adult Mental Health	99211					8.05	21					
Behavioral Health Providers	CMHC - Other	061	MMH015	Adult Mental Health	99211	TD				7.50	6					
Behavioral Health Providers	CMHC - Other	061	MMH015	Adult Mental Health	99213					78.00	1					
Behavioral Health Providers	CMHC - Other	061	MMH015	Adult Mental Health	99214					118.00	2					
Behavioral Health Providers	CMHC - Other	061	MBH090	Children's Intensive Services DHS	H0004					24.50	504					
Behavioral Health Providers	CMHC - Other	061	MMH015	Adult Mental Health	H0036	HN				21.25	4,099					
Behavioral Health Providers	CMHC - Other	061	MMA001	General Medicaid	H2001					223.50	12,856					
Behavioral Health Providers	CMHC - Other	061	MMA001	General Medicaid	H2011					22.50	2					
Behavioral Health Providers	CMHC - Other	061	MMH015	Adult Mental Health	H2011	U1				37.50	1,291					
Behavioral Health Providers	CMHC - Other	061	MBH090	Children's Intensive Services DHS	H2014					22.00	61					
Behavioral Health Providers	CMHC - Other	061	MDC080	Proj Connect & Residential Counsel	H2022					33.24	18,493					
Behavioral Health Providers	CMHC - Other	061	MMH015	Adult Mental Health	H2023					21.25	9,842					
Behavioral Health Providers	CMHC - Other	061	MBH090	Children's Intensive Services DHS	T1023					300.00	1					
Behavioral Health Providers	CMHC - Other	061	MMH010	Adult Mental Health	X0341					125.00	19					
Behavioral Health Providers	CMHC - Other	061	MAS010	Behavioral Health Acute	X0341	HH	TG			394.00	1,475					
Behavioral Health Providers	CMHC - Other	061	MBH090	Children's Intensive Services DHS	X0709					568.00	81					
Behavioral Health Providers	Children's Behavioral Health Group	047	MMA001	General Medicaid	90785					2.89	22	5.42	10.26	12.92	14.54	18.51
Behavioral Health Providers	Children's Behavioral Health Group	047	MBH015	Behavioral Services Non-DCYF	90791					150.00	30	119.00	122.57	134.59	156.57	183.25
Behavioral Health Providers	Children's Behavioral Health Group	047	MBH015	Behavioral Services Non-DCYF	90791	HP				125.00	10					
Behavioral Health Providers	Children's Behavioral Health Group	047	MBH015	Behavioral Services Non-DCYF	90832					47.50	3	44.60	57.75	63.53	80.10	95.16
Behavioral Health Providers	Children's Behavioral Health Group	047	MMA001	General Medicaid	90832					37.98	1	44.60	57.75	63.53	80.10	95.16
Behavioral Health Providers	Children's Behavioral Health Group	047	MBH015	Behavioral Services Non-DCYF	90832	HP				40.00	8					
Behavioral Health Providers	Children's Behavioral Health Group	047	MBH015	Behavioral Services Non-DCYF	90834					71.25	40	75.64	77.22	88.86	99.97	135.00
Behavioral Health Providers	Children's Behavioral Health Group	047	MBH015	Behavioral Services Non-DCYF	90834	HP				60.00	21					
Behavioral Health Providers	Children's Behavioral Health Group	047	MMA001	General Medicaid	90836					40.87	1	63.00	92.74	106.00	130.74	200.00
Behavioral Health Providers	Children's Behavioral Health Group	047	MBH015	Behavioral Services Non-DCYF	90837					95.00	19	88.58	107.69	120.15	132.09	150.00
Behavioral Health Providers	Children's Behavioral Health Group	047	MBH015	Behavioral Services Non-DCYF	90837	HP				80.00	20					
Behavioral Health Providers	Children's Behavioral Health Group	047	MMA001	General Medicaid	90838					65.84	1	106.03	120.82	156.13	163.69	225.00
Behavioral Health Providers	Children's Behavioral Health Group	047	MBH015	Behavioral Services Non-DCYF	90846	HP				90.00	10					
Behavioral Health Providers	Children's Behavioral Health Group	047	MBH015	Behavioral Services Non-DCYF	90847	HP				90.00	44					
Behavioral Health Providers	Children's Behavioral Health Group	047	MMA001	General Medicaid	96132					76.57	1	137.53	140.58	140.58	155.10	180.00
Behavioral Health Providers	Children's Behavioral Health Group	047	MMA001	General Medicaid	96133					58.41	4	105.56	105.56	105.56	120.60	150.11
Behavioral Health Providers	Children's Behavioral Health Group	047	MMA001	General Medicaid	96136					27.45	1	47.12	49.79	49.79	58.84	65.79
Behavioral Health Providers	Children's Behavioral Health Group	047	MMA001	General Medicaid	96137					25.39	5	43.71	46.22	46.22	54.91	65.79
Behavioral Health Providers	Children's Behavioral Health Group	047	MMA001	General Medicaid	99204					45.00	1	159.00	181.44	230.23	315.35	385.35

State of Rhode Island Office of the Health Insurance Commissioner Appendix 1A Regional Commercial Allowed Benchmarks: Procedure Code																
Major Service Category	Detailed Service Category	Billing Provider Code	Program Indicator Code	Program Description	Proc Code	Mod 1	Mod 2	Mod 3	Mod 4	Current Rate	SFY 2022 FFS Units	Commercial Allowed				
												10 th Percentile	25 th Percentile	50 th Percentile	75 th Percentile	90 th Percentile
Behavioral Health Providers	Children's Behavioral Health Group	047	MMA001	General Medicaid	99213					20.64	1	74.25	86.08	104.07	150.81	187.04
Behavioral Health Providers	Children's Behavioral Health Group	047	MMA001	General Medicaid	99214					27.00	2	115.06	133.49	151.65	218.99	269.64
Behavioral Health Providers	Children's Behavioral Health Group	047	MMA001	General Medicaid	99221					38.18	1					
Behavioral Health Providers	Children's Behavioral Health Group	047	MMA001	General Medicaid	99222					44.00	2					
Behavioral Health Providers	Children's Behavioral Health Group	047	MMA001	General Medicaid	99223					46.00	5					
Behavioral Health Providers	Children's Behavioral Health Group	047	MMA001	General Medicaid	99231					17.00	14					
Behavioral Health Providers	Children's Behavioral Health Group	047	MMA001	General Medicaid	99232					29.72	29					
Behavioral Health Providers	Children's Behavioral Health Group	047	MMA001	General Medicaid	99233					29.72	12					
Behavioral Health Providers	Children's Behavioral Health Group	047	MMA001	General Medicaid	99238					34.88	1					
Behavioral Health Providers	Children's Behavioral Health Group	047	MMA001	General Medicaid	99285					92.55	3					
Behavioral Health Providers	Children's Behavioral Health Group	047	MBH015	Behavioral Services Non-DCYF	H0004		AJ			16.25	109					
Behavioral Health Providers	Children's Behavioral Health Group	047	MBH010	Behavioral Health Services DHS	H0031		HO	H9		70.00	26					
Behavioral Health Providers	Children's Behavioral Health Group	047	MBH010	Behavioral Health Services DHS	H0031		HP	H9		80.00	27					
Behavioral Health Providers	Emergency Behavioral Health Service	111	MBL010	Behavioral Healthcare Link	S9485					598.50	1,155					
Behavioral Health Providers	Licensed Therapist	017	MBH015	Behavioral Services Non-DCYF	90791					150.00	1	119.00	122.57	134.59	156.57	183.25
Behavioral Health Providers	Licensed Therapist	017	MBH015	Behavioral Services Non-DCYF	90834					71.25	33	75.64	77.22	88.86	99.97	135.00
Behavioral Health Providers	Licensed Therapist	017	MBH015	Behavioral Services Non-DCYF	90837					95.00	2	88.58	107.69	120.15	132.09	150.00
Behavioral Health Providers	Licensed Therapist	017	MBH015	Behavioral Services Non-DCYF	H0004		HO	HR		18.75	48					
Behavioral Health Providers	Other Therapies	073	MHP010	Hippotherapy	92507					29.00	238	80.42	89.24	97.01	110.00	125.00
Behavioral Health Providers	Other Therapies	073	MHP010	Hippotherapy	92508					19.00	76					
Behavioral Health Providers	Other Therapies	073	MHP010	Hippotherapy	92523					85.00	5					
Behavioral Health Providers	Other Therapies	073	MMA001	General Medicaid	92526					21.47	15	96.60	103.74	110.00	120.30	139.67
Behavioral Health Providers	Other Therapies	073	MHP010	Hippotherapy	97110					14.50	256	20.86	30.00	33.72	40.00	68.00
Behavioral Health Providers	Other Therapies	073	MHP010	Hippotherapy	97110		GO			14.50	2	24.10	24.43	32.58	34.46	43.49
Behavioral Health Providers	Other Therapies	073	MHP010	Hippotherapy	97150		GO			19.00	4					
Behavioral Health Providers	Other Therapies	073	MHP010	Hippotherapy	97165					85.00	5					
Behavioral Health Providers	Other Therapies	073	MHP010	Hippotherapy	97168					85.00	2					
Behavioral Health Providers	Other Therapies	073	MMA001	General Medicaid	97530					15.89	444	27.34	33.91	36.74	45.58	62.50
Behavioral Health Providers	Other Therapies	073	MMA001	General Medicaid	97530		GO			15.89	1	24.99	27.34	36.74	40.86	49.16
Behavioral Health Providers	Other Therapies	073	MMA001	General Medicaid	97535					10.73	50	31.30	36.64	39.07	49.89	62.24
Behavioral Health Providers	Other Therapies	073	MMA001	General Medicaid	99214					27.00	1	115.06	133.49	151.65	218.99	269.64
Behavioral Health Providers	Other Therapies	073	MHP010	Hippotherapy	H0046					36.00	43					
Behavioral Health Providers	Other Therapies	073	MHP010	Hippotherapy	H0046		HO			55.00	1,181					
Behavioral Health Providers	Other Therapies	073	MHP010	Hippotherapy	H2014					27.50	29					
Behavioral Health Providers	Other Therapies	073	MHP010	Hippotherapy	H2014		HO			27.50	454					
Behavioral Health Providers	Other Therapies	073	MHP015	Clubhouse	H2031					50.00	4,401					
Behavioral Health Providers	Other Therapies	073	MHP010	Hippotherapy	S9446					20.00	3,019					
Behavioral Health Providers	Other Therapies	073	MHP010	Hippotherapy	T1016					16.00	1,234					
Behavioral Health Providers	Other Therapies	073	MHP010	Hippotherapy	T1024					31.00	4,388	33.84	33.84	33.84	33.84	33.84
Behavioral Health Providers	Peer Recovery Services	109	MBP010	Peer Support Services-MH	H0038		U2			13.50	4,268					
Behavioral Health Providers	Peer Recovery Services	109	MBP010	Peer Support Services-MH	H0038		U2	HQ		4.00	10					
Behavioral Health Providers	Peer Recovery Services	109	MBP011	Peer Support Services-SA	H0038		U3			13.50	4,236					
Behavioral Health Providers	Peer Recovery Services	109	MBP011	Peer Support Services-SA	H0038		U3	HQ		4.00	726					
Behavioral Health Providers	Psychologist	030	MMA001	General Medicaid	90791					91.44	34	119.00	122.57	134.59	156.57	183.25
Behavioral Health Providers	Psychologist	030	MMA001	General Medicaid	90832					37.98	124	44.60	57.75	63.53	80.10	95.16
Behavioral Health Providers	Psychologist	030	MMA001	General Medicaid	90834					48.92	4	75.64	77.22	88.86	99.97	135.00
Behavioral Health Providers	Psychologist	030	MMA001	General Medicaid	90834		GT			48.92	4	77.22	81.90	89.00	99.97	121.32
Behavioral Health Providers	Psychologist	030	MMA001	General Medicaid	90837					71.62	5	88.58	107.69	120.15	132.09	150.00
Behavioral Health Providers	Psychologist	030	MMA001	General Medicaid	90847					80.62	2	86.81	87.07	91.67	105.23	131.98
Behavioral Health Providers	Psychologist	030	MMA001	General Medicaid	96130					68.11	1	119.75	125.44	125.44	138.95	165.62
Behavioral Health Providers	Psychologist	030	MMA001	General Medicaid	96131					51.81	1	92.12	96.46	96.46	100.96	112.82
Behavioral Health Providers	Psychologist	030	MMA001	General Medicaid	96132					76.57	27	137.53	140.58	140.58	155.10	180.00
Behavioral Health Providers	Psychologist	030	MMA001	General Medicaid	96133					58.41	60	105.56	105.56	105.56	120.60	150.11
Behavioral Health Providers	Psychologist	030	MMA001	General Medicaid	96136					27.45	14	47.12	49.79	49.79	58.84	65.79
Behavioral Health Providers	Psychologist	030	MMA001	General Medicaid	96137					25.39	62	43.71	46.22	46.22	54.91	65.79
Behavioral Health Providers	Psychologist	030	MMA001	General Medicaid	96138					22.29	12					

State of Rhode Island Office of the Health Insurance Commissioner Appendix 1A Regional Commercial Allowed Benchmarks: Procedure Code																
Major Service Category	Detailed Service Category	Billing Provider Code	Program Indicator Code	Program Description	Proc Code	Mod 1	Mod 2	Mod 3	Mod 4	Current Rate	SFY 2022 FFS Units	Commercial Allowed				
												10 th Percentile	25 th Percentile	50 th Percentile	75 th Percentile	90 th Percentile
Behavioral Health Providers	Psychologist	030	MMA001	General Medicaid	96139					22.29	48	39.01	40.03	40.49	47.00	51.34
Behavioral Health Providers	Psychologist	030	MMA001	General Medicaid	99484					27.86	1					
Behavioral Health Providers	Substance Use Rehabilitation	060	MMA001	General Medicaid	80307					47.89	16	44.53	50.02	56.92	69.82	92.35
Behavioral Health Providers	Substance Use Rehabilitation	060	MMA001	General Medicaid	90791					91.44	3	119.00	122.57	134.59	156.57	183.25
Behavioral Health Providers	Substance Use Rehabilitation	060	MMA001	General Medicaid	90792					75.34	4	143.59	155.84	198.00	231.08	297.90
Behavioral Health Providers	Substance Use Rehabilitation	060	MMA001	General Medicaid	90832					37.98	3	44.60	57.75	63.53	80.10	95.16
Behavioral Health Providers	Substance Use Rehabilitation	060	MMA001	General Medicaid	90834					48.92	14	75.64	77.22	88.86	99.97	135.00
Behavioral Health Providers	Substance Use Rehabilitation	060	MMA001	General Medicaid	90834	95				48.92	2	76.32	79.62	88.86	106.16	125.00
Behavioral Health Providers	Substance Use Rehabilitation	060	MMA001	General Medicaid	90837					71.62	1	88.58	107.69	120.15	132.09	150.00
Behavioral Health Providers	Substance Use Rehabilitation	060	MMA001	General Medicaid	99204					45.00	2	159.00	181.44	230.23	315.35	385.35
Behavioral Health Providers	Substance Use Rehabilitation	060	MMA001	General Medicaid	99213					20.64	10	74.25	86.08	104.07	150.81	187.04
Behavioral Health Providers	Substance Use Rehabilitation	060	MMA001	General Medicaid	99214	95				27.00	2	115.42	135.79	145.75	169.18	223.73
Behavioral Health Providers	Substance Use Rehabilitation	060	MSA010	Substance Abuse Services	H0001					97.00	107					
Behavioral Health Providers	Substance Use Rehabilitation	060	MSA010	Substance Abuse Services	H0001	UD				97.00	34					
Behavioral Health Providers	Substance Use Rehabilitation	060	MSA010	Substance Abuse Services	H0004					17.94	4,837					
Behavioral Health Providers	Substance Use Rehabilitation	060	MSA010	Substance Abuse Services	H0004	UD				17.94	1,283					
Behavioral Health Providers	Substance Use Rehabilitation	060	MSA010	Substance Abuse Services	H0005					32.30	3,330					
Behavioral Health Providers	Substance Use Rehabilitation	060	MSA010	Substance Abuse Services	H0005	UD				32.30	2,428					
Behavioral Health Providers	Substance Use Rehabilitation	060	MSA010	Substance Abuse Services	H0015	HF				91.50	152					
Behavioral Health Providers	Substance Use Rehabilitation	060	MSA010	Substance Abuse Services	H0020					12.14	27,220					
Behavioral Health Providers	Substance Use Rehabilitation	060	MBO020	Opioid Treatment Program	H0037					7.64	40,300					
Behavioral Health Providers	Substance Use Rehabilitation	060	MSA010	Substance Abuse Services	H2036					91.50	29					
Children's Services	CEDAR	082	MCE010	CEDAR Center Services	T1023					900.00	55					
Children's Services	CEDAR	082	MCE010	CEDAR Center Services	T2022					25.00	114					
Children's Services	Early Intervention	059	MEI015	Early Intervention Non-MA	92522					217.21	2					
Children's Services	Early Intervention	059	MEI010	Early Intervention MA	92523					434.42	1					
Children's Services	Early Intervention	059	MEI015	Early Intervention Non-MA	92523					434.42	27					
Children's Services	Early Intervention	059	MEI010	Early Intervention MA	92523	52				217.21	6					
Children's Services	Early Intervention	059	MEI015	Early Intervention Non-MA	92523	52				217.21	64					
Children's Services	Early Intervention	059	MEI010	Early Intervention MA	97161					217.21	1	55.00	68.00	90.11	136.50	136.50
Children's Services	Early Intervention	059	MEI015	Early Intervention Non-MA	97161					217.21	14	55.00	68.00	90.11	136.50	136.50
Children's Services	Early Intervention	059	MEI010	Early Intervention MA	97162					217.21	2	47.00	55.00	90.11	106.30	147.75
Children's Services	Early Intervention	059	MEI015	Early Intervention Non-MA	97162					217.21	26	47.00	55.00	90.11	106.30	147.75
Children's Services	Early Intervention	059	MEI015	Early Intervention Non-MA	97163					217.21	7					
Children's Services	Early Intervention	059	MEI010	Early Intervention MA	97165					217.21	1					
Children's Services	Early Intervention	059	MEI015	Early Intervention Non-MA	97165					217.21	73					
Children's Services	Early Intervention	059	MEI010	Early Intervention MA	97166					217.21	1					
Children's Services	Early Intervention	059	MEI015	Early Intervention Non-MA	97166					217.21	41					
Children's Services	Early Intervention	059	MEI010	Early Intervention MA	97167					217.21	1					
Children's Services	Early Intervention	059	MEI015	Early Intervention Non-MA	97167					217.21	2					
Children's Services	Early Intervention	059	MEI015	Early Intervention Non-MA	97168					217.21	2					
Children's Services	Early Intervention	059	MMA001	General Medicaid	99502					59.95	37					
Children's Services	Early Intervention	059	MMA001	General Medicaid	99502	AJ				67.85	2					
Children's Services	Early Intervention	059	MMA001	General Medicaid	99502	TD				85.86	155					
Children's Services	Early Intervention	059	MEI010	Early Intervention MA	H0046					68.79	49					
Children's Services	Early Intervention	059	MEI015	Early Intervention Non-MA	H0046					68.79	478					
Children's Services	Early Intervention	059	MEI010	Early Intervention MA	H2000					1064.36	73					
Children's Services	Early Intervention	059	MEI015	Early Intervention Non-MA	H2000					1064.36	619					
Children's Services	Early Intervention	059	MEI010	Early Intervention MA	S9446					21.72	19					
Children's Services	Early Intervention	059	MEI015	Early Intervention Non-MA	S9446					21.72	247					
Children's Services	Early Intervention	059	MEI015	Early Intervention Non-MA	S9446	GO				21.72	12					
Children's Services	Early Intervention	059	MEI010	Early Intervention MA	S9446	TF				21.72	16					
Children's Services	Early Intervention	059	MEI015	Early Intervention Non-MA	S9446	TF				21.72	64					
Children's Services	Early Intervention	059	MEI010	Early Intervention MA	S9446	TG				27.83	12					
Children's Services	Early Intervention	059	MEI015	Early Intervention Non-MA	S9446	TG				27.83	411					
Children's Services	Early Intervention	059	MEI010	Early Intervention MA	T1013					25.59	217					

State of Rhode Island Office of the Health Insurance Commissioner Appendix 1A Regional Commercial Allowed Benchmarks: Procedure Code											Commercial Allowed					
Major Service Category	Detailed Service Category	Billing Provider Code	Program Indicator Code	Program Description	Proc Code	Mod 1	Mod 2	Mod 3	Mod 4	Current Rate	SFY 2022 FFS Units	10 th	25 th	50 th	75 th	90 th
												Percentile	Percentile	Percentile	Percentile	Percentile
Children's Services	Early Intervention	059	MEI015	Early Intervention Non-MA	T1013					25.59	474					
Children's Services	Early Intervention	059	MEI010	Early Intervention MA	T1013	TL				25.59	49					
Children's Services	Early Intervention	059	MEI015	Early Intervention Non-MA	T1013	TL				25.59	115					
Children's Services	Early Intervention	059	MEI010	Early Intervention MA	T1016					25.35	1,241					
Children's Services	Early Intervention	059	MEI015	Early Intervention Non-MA	T1016					25.35	8,100					
Children's Services	Early Intervention	059	MEI010	Early Intervention MA	T1016	TF				50.69	503					
Children's Services	Early Intervention	059	MEI015	Early Intervention Non-MA	T1016	TF				50.69	3,698					
Children's Services	Early Intervention	059	MEI015	Early Intervention Non-MA	T1016	TF	U2			25.35	1					
Children's Services	Early Intervention	059	MEI010	Early Intervention MA	T1016	TG				76.04	69					
Children's Services	Early Intervention	059	MEI015	Early Intervention Non-MA	T1016	TG				76.04	296					
Children's Services	Early Intervention	059	MEI010	Early Intervention MA	T1023					228.11	66					
Children's Services	Early Intervention	059	MEI015	Early Intervention Non-MA	T1023					228.11	574					
Children's Services	Early Intervention	059	MEI010	Early Intervention MA	T1023	TL				50.69	71					
Children's Services	Early Intervention	059	MEI015	Early Intervention Non-MA	T1023	TL				50.69	579					
Children's Services	Early Intervention	059	MEI010	Early Intervention MA	T1024					43.44	1,274	33.84	33.84	33.84	33.84	33.84
Children's Services	Early Intervention	059	MEI015	Early Intervention Non-MA	T1024					43.44	12,377	33.84	33.84	33.84	33.84	33.84
Children's Services	Early Intervention	059	MEI010	Early Intervention MA	T1024	AE				43.44	38					
Children's Services	Early Intervention	059	MEI015	Early Intervention Non-MA	T1024	AE				43.44	145					
Children's Services	Early Intervention	059	MEI015	Early Intervention Non-MA	T1024	AJ				43.44	66	33.84	33.84	33.84	33.84	33.84
Children's Services	Early Intervention	059	MEI010	Early Intervention MA	T1024	GN				43.44	1,026	29.96	31.47	33.84	33.84	33.84
Children's Services	Early Intervention	059	MEI015	Early Intervention Non-MA	T1024	GN				43.44	9,493	29.96	31.47	33.84	33.84	33.84
Children's Services	Early Intervention	059	MEI010	Early Intervention MA	T1024	GO				43.44	1,015	29.96	33.84	33.84	33.84	33.84
Children's Services	Early Intervention	059	MEI015	Early Intervention Non-MA	T1024	GO				43.44	4,762	29.96	33.84	33.84	33.84	33.84
Children's Services	Early Intervention	059	MEI010	Early Intervention MA	T1024	GP				43.44	871	29.96	33.84	33.84	33.84	33.84
Children's Services	Early Intervention	059	MEI015	Early Intervention Non-MA	T1024	GP				43.44	2,440	29.96	33.84	33.84	33.84	33.84
Children's Services	Early Intervention	059	MEI010	Early Intervention MA	T1024	HN				29.70	646	33.84	33.84	33.84	33.84	33.84
Children's Services	Early Intervention	059	MEI015	Early Intervention Non-MA	T1024	HN				29.70	3,453	33.84	33.84	33.84	33.84	33.84
Children's Services	Early Intervention	059	MEI010	Early Intervention MA	T1024	TD				43.44	89	33.84	33.84	33.84	33.84	33.84
Children's Services	Early Intervention	059	MEI015	Early Intervention Non-MA	T1024	TD				43.44	242	33.84	33.84	33.84	33.84	33.84
Children's Services	Early Intervention	059	MEI010	Early Intervention MA	T1024	TG				43.44	10					
Children's Services	Early Intervention	059	MEI015	Early Intervention Non-MA	T1024	TG				43.44	54					
Children's Services	Early Intervention	059	MEI010	Early Intervention MA	T1024	TG	HO			43.44	10					
Children's Services	Early Intervention	059	MEI010	Early Intervention MA	T1024	TL	HO			43.44	13					
Children's Services	Early Intervention	059	MEI015	Early Intervention Non-MA	T1024	TL	HO			43.44	71					
Children's Services	Early Intervention	059	MEI010	Early Intervention MA	T1027					43.44	1,083					
Children's Services	Early Intervention	059	MEI015	Early Intervention Non-MA	T1027					43.44	10,733					
Children's Services	Early Intervention	059	MEI010	Early Intervention MA	T1027	AE				43.44	77					
Children's Services	Early Intervention	059	MEI015	Early Intervention Non-MA	T1027	AE				43.44	253					
Children's Services	Early Intervention	059	MEI010	Early Intervention MA	T1027	AJ				43.44	23					
Children's Services	Early Intervention	059	MEI015	Early Intervention Non-MA	T1027	AJ				43.44	196					
Children's Services	Early Intervention	059	MEI010	Early Intervention MA	T1027	GN				43.44	1,078					
Children's Services	Early Intervention	059	MEI015	Early Intervention Non-MA	T1027	GN				43.44	12,869					
Children's Services	Early Intervention	059	MEI010	Early Intervention MA	T1027	GO				43.44	942					
Children's Services	Early Intervention	059	MEI015	Early Intervention Non-MA	T1027	GO				43.44	4,733					
Children's Services	Early Intervention	059	MEI010	Early Intervention MA	T1027	GP				43.44	1,405					
Children's Services	Early Intervention	059	MEI015	Early Intervention Non-MA	T1027	GP				43.44	5,359					
Children's Services	Early Intervention	059	MEI010	Early Intervention MA	T1027	HN				29.70	336					
Children's Services	Early Intervention	059	MEI015	Early Intervention Non-MA	T1027	HN				29.70	2,652					
Children's Services	Early Intervention	059	MEI010	Early Intervention MA	T1027	TD				43.44	101					
Children's Services	Early Intervention	059	MEI015	Early Intervention Non-MA	T1027	TD				43.44	201					
Children's Services	Early Intervention	059	MEI010	Early Intervention MA	T1027	TG				43.44	24					
Children's Services	Early Intervention	059	MEI015	Early Intervention Non-MA	T1027	TG				43.44	83					
Children's Services	Early Intervention	059	MEI015	Early Intervention Non-MA	T1027	TG	HO			43.44	30					
Children's Services	Early Intervention	059	MEI010	Early Intervention MA	T2004					14.49	2					
Children's Services	Early Intervention	059	MEI015	Early Intervention Non-MA	V2799					43.44	4					
Children's Services	Home/Center Based Therapeutic Services	080	MMA001	General Medicaid	90837					71.62	9	88.58	107.69	120.15	132.09	150.00

State of Rhode Island Office of the Health Insurance Commissioner Appendix 1A Regional Commercial Allowed Benchmarks: Procedure Code																
Major Service Category	Detailed Service Category	Billing Provider Code	Program Indicator Code	Program Description	Proc Code	Mod 1	Mod 2	Mod 3	Mod 4	Current Rate	SFY 2022 FFS Units	Commercial Allowed				
												10 th Percentile	25 th Percentile	50 th Percentile	75 th Percentile	90 th Percentile
Children's Services	Home/Center Based Therapeutic Services	080	MMA001	General Medicaid	90847					80.00	2	86.81	87.07	91.67	105.23	131.98
Children's Services	Home/Center Based Therapeutic Services	080	MMA001	General Medicaid	90853					14.40	9	23.79	29.42	39.23	60.00	101.75
Children's Services	Home/Center Based Therapeutic Services	080	MCE030	CEDAR Direct- Kids Connect	97150					8.00	204,705					
Children's Services	Home/Center Based Therapeutic Services	080	MCE030	CEDAR Direct- Kids Connect	97150	HA				16.00	19,443					
Children's Services	Home/Center Based Therapeutic Services	080	MCE025	CEDAR Direct For HBTS And PAS	H0046					36.00	11,864					
Children's Services	Home/Center Based Therapeutic Services	080	MCE025	CEDAR Direct For HBTS And PAS	H0046	HN				15.68	162					
Children's Services	Home/Center Based Therapeutic Services	080	MCE025	CEDAR Direct For HBTS And PAS	H0046	HO				55.00	15,529					
Children's Services	Home/Center Based Therapeutic Services	080	MCE025	CEDAR Direct For HBTS And PAS	H0046	HO	U1			27.50	6,407					
Children's Services	Home/Center Based Therapeutic Services	080	MCE025	CEDAR Direct For HBTS And PAS	H0046	HO	XP			55.00	28					
Children's Services	Home/Center Based Therapeutic Services	080	MCE025	CEDAR Direct For HBTS And PAS	H0046	HP				65.00	2					
Children's Services	Home/Center Based Therapeutic Services	080	MCE025	CEDAR Direct For HBTS And PAS	H0046	HP	U1			32.50	8					
Children's Services	Home/Center Based Therapeutic Services	080	MCE025	CEDAR Direct For HBTS And PAS	H0046	U1				18.00	3,051					
Children's Services	Home/Center Based Therapeutic Services	080	MCE030	CEDAR Direct- Kids Connect	H2000					330.00	84					
Children's Services	Home/Center Based Therapeutic Services	080	MCE025	CEDAR Direct For HBTS And PAS	H2014					27.50	1,438					
Children's Services	Home/Center Based Therapeutic Services	080	MCE025	CEDAR Direct For HBTS And PAS	H2014	HO				27.50	8,203					
Children's Services	Home/Center Based Therapeutic Services	080	MCE025	CEDAR Direct For HBTS And PAS	H2014	HP				32.50	12					
Children's Services	Home/Center Based Therapeutic Services	080	MCE025	CEDAR Direct For HBTS And PAS	H2016					4.95	91,876					
Children's Services	Home/Center Based Therapeutic Services	080	MCE030	CEDAR Direct- Kids Connect	H2021					40.00	244					
Children's Services	Home/Center Based Therapeutic Services	080	MCE025	CEDAR Direct For HBTS And PAS	S9446					20.00	757					
Children's Services	Home/Center Based Therapeutic Services	080	MRP019	ICF/MR Respite Waiver	T1005					9.00	63,253					
Children's Services	Home/Center Based Therapeutic Services	080	MRP020	Hospital/SNF Respite Waiver	T1005					9.00	659					
Children's Services	Home/Center Based Therapeutic Services	080	MRP021	Psych Hospital Respite Waiver	T1005					9.00	72					
Children's Services	Home/Center Based Therapeutic Services	080	MRP019	ICF/MR Respite Waiver	T1005	UN				2.30	5,547					
Children's Services	Home/Center Based Therapeutic Services	080	MRP019	ICF/MR Respite Waiver	T1005	UP				2.30	228					
Children's Services	Home/Center Based Therapeutic Services	080	MCE025	CEDAR Direct For HBTS And PAS	T1013					25.00	35					
Children's Services	Home/Center Based Therapeutic Services	080	MCE025	CEDAR Direct For HBTS And PAS	T1013	U1				25.00	11					
Children's Services	Home/Center Based Therapeutic Services	080	MCE025	CEDAR Direct For HBTS And PAS	T1016					16.00	50,689					
Children's Services	Home/Center Based Therapeutic Services	080	MCE025	CEDAR Direct For HBTS And PAS	T1016	U1				13.50	38,898					
Children's Services	Home/Center Based Therapeutic Services	080	MCE025	CEDAR Direct For HBTS And PAS	T1019					11.25	5,850					
Children's Services	Home/Center Based Therapeutic Services	080	MCE025	CEDAR Direct For HBTS And PAS	T1019	TF				11.25	30,147					
Children's Services	Home/Center Based Therapeutic Services	080	MCE025	CEDAR Direct For HBTS And PAS	T1019	TG				11.25	354,205					
Children's Services	Home/Center Based Therapeutic Services	080	MCE025	CEDAR Direct For HBTS And PAS	T1023	U1				330.00	213					
Children's Services	Home/Center Based Therapeutic Services	080	MCE025	CEDAR Direct For HBTS And PAS	T1024					31.00	55,579	33.84	33.84	33.84	33.84	33.84
Children's Services	Home/Center Based Therapeutic Services	080	MCE025	CEDAR Direct For HBTS And PAS	T1024	U1				15.50	41,505					
Children's Services	Home/Center Based Therapeutic Services	080	MCE025	CEDAR Direct For HBTS And PAS	T1024	XP				31.00	13					
Children's Services	Home/Center Based Therapeutic Services	080	MCE025	CEDAR Direct For HBTS And PAS	T1027					27.50	16,117					
Children's Services	Home/Center Based Therapeutic Services	080	MRP019	ICF/MR Respite Waiver	T2024					220.00	213					
Children's Services	Home/Center Based Therapeutic Services	080	MRP020	Hospital/SNF Respite Waiver	T2024					220.00	1					
Children's Services	Home/Center Based Therapeutic Services	080	MRP021	Psych Hospital Respite Waiver	T2024					220.00	2					

Notes

1. Services included are limited to those listed in Appendix 1 of the *Reimbursement rates report* dated March 29, 2023.
2. The Medicaid FFS rates are effective as of February 28, 2023, and the time period represented by the benchmarks is prior to this date.
3. Regional commercial benchmark data was limited to calendar year 2021 and experience within Rhode Island, Massachusetts, and Connecticut.
4. Insight into service requirements (e.g., required professional credentials) or payment structure (e.g., billed unit type) is not always available for claims-based benchmarks. Differences in these items may contribute to the reimbursement variances noted in this report.
5. Benchmarks are subject to data availability. Not all Medicaid services within a service category are benchmarked. See the Methodology section of the accompanying "Private Payer, Medicare, and Medicaid MCO Rate Benchmarks" report for further information.
6. Commercial benchmark data was sourced from the Milliman Consolidated Health Cost Guidelines™ Sources Database (CHSD). Several national and regional health plans contribute their annual enrollment and claims detail to this database with over 75 million commercially insured lives.

APPENDIX 1B

Regional commercial billed benchmarks: Procedure code

State of Rhode Island Office of the Health Insurance Commissioner Appendix 1B Regional Commercial Billed Benchmarks: Procedure Code																
		Billing Provider Code	Program Indicator Code	Program Description	Proc Code	Mod 1	Mod 2	Mod 3	Mod 4	Current Rate	SFY 2022 FFS Units	Commercial Billed				
Major Service Category	Detailed Service Category											10 th Percentile	25 th Percentile	50 th Percentile	75 th Percentile	90 th Percentile
Behavioral Health Providers	BHDDH Behavioral Health Group	066	MBH015	Behavioral Services Non-DCYF	90791					150.00	3	134.59	134.59	175.00	200.00	300.00
Behavioral Health Providers	BHDDH Behavioral Health Group	066	MMH015	Adult Mental Health	90791	AJ				131.75	99	150.00	160.00	200.00	250.00	373.00
Behavioral Health Providers	BHDDH Behavioral Health Group	066	MMH015	Adult Mental Health	90791	HF				108.50	17					
Behavioral Health Providers	BHDDH Behavioral Health Group	066	MMH015	Adult Mental Health	90791	HO				131.75	114	140.00	160.00	200.00	277.00	400.00
Behavioral Health Providers	BHDDH Behavioral Health Group	066	MMH015	Adult Mental Health	90791	TD				124.00	109					
Behavioral Health Providers	BHDDH Behavioral Health Group	066	MMH015	Adult Mental Health	90791	UA				116.25	38					
Behavioral Health Providers	BHDDH Behavioral Health Group	066	MMA001	General Medicaid	90792					75.34	2	176.85	250.00	300.00	350.00	450.00
Behavioral Health Providers	BHDDH Behavioral Health Group	066	MMH015	Adult Mental Health	90792					294.35	62	176.85	250.00	300.00	350.00	450.00
Behavioral Health Providers	BHDDH Behavioral Health Group	066	MMH015	Adult Mental Health	90792	TD	TF			250.20	11					
Behavioral Health Providers	BHDDH Behavioral Health Group	066	MBH015	Behavioral Services Non-DCYF	90832					47.50	10	75.00	100.00	102.00	150.00	180.00
Behavioral Health Providers	BHDDH Behavioral Health Group	066	MMH015	Adult Mental Health	90832	AJ				52.50	79	80.00	95.00	102.00	150.00	180.00
Behavioral Health Providers	BHDDH Behavioral Health Group	066	MMH015	Adult Mental Health	90832	HF				45.50	157					
Behavioral Health Providers	BHDDH Behavioral Health Group	066	MMH015	Adult Mental Health	90832	HO				52.50	281	70.00	80.00	124.00	180.00	185.00
Behavioral Health Providers	BHDDH Behavioral Health Group	066	MMH015	Adult Mental Health	90832	UA				49.00	253					
Behavioral Health Providers	BHDDH Behavioral Health Group	066	MMA001	General Medicaid	90833					25.18	12	63.73	75.00	100.00	135.00	163.00
Behavioral Health Providers	BHDDH Behavioral Health Group	066	MMH015	Adult Mental Health	90833					42.00	16	63.73	75.00	100.00	135.00	163.00
Behavioral Health Providers	BHDDH Behavioral Health Group	066	MMH015	Adult Mental Health	90833	TD	TF			37.50	1					
Behavioral Health Providers	BHDDH Behavioral Health Group	066	MBH015	Behavioral Services Non-DCYF	90834					71.25	52	75.64	100.00	125.00	150.00	200.00
Behavioral Health Providers	BHDDH Behavioral Health Group	066	MMH015	Adult Mental Health	90834	AJ				72.00	173	100.00	120.00	130.00	150.00	181.00
Behavioral Health Providers	BHDDH Behavioral Health Group	066	MMH015	Adult Mental Health	90834	HF				62.40	202					
Behavioral Health Providers	BHDDH Behavioral Health Group	066	MMH015	Adult Mental Health	90834	HO				72.00	573	90.00	105.00	120.00	145.00	180.00
Behavioral Health Providers	BHDDH Behavioral Health Group	066	MMH015	Adult Mental Health	90834	UA				67.20	400					
Behavioral Health Providers	BHDDH Behavioral Health Group	066	MMA001	General Medicaid	90836					40.87	6	100.00	125.00	165.00	200.00	240.00
Behavioral Health Providers	BHDDH Behavioral Health Group	066	MBH015	Behavioral Services Non-DCYF	90837					95.00	1	109.08	125.00	150.00	170.00	200.00
Behavioral Health Providers	BHDDH Behavioral Health Group	066	MMH015	Adult Mental Health	90837	AJ				75.00	59	105.00	135.00	150.00	165.00	210.00
Behavioral Health Providers	BHDDH Behavioral Health Group	066	MMH015	Adult Mental Health	90837	HF				65.00	27					
Behavioral Health Providers	BHDDH Behavioral Health Group	066	MMH015	Adult Mental Health	90837	HO				75.00	189	105.00	125.00	150.00	165.00	220.00
Behavioral Health Providers	BHDDH Behavioral Health Group	066	MMH015	Adult Mental Health	90837	UA				70.00	137					
Behavioral Health Providers	BHDDH Behavioral Health Group	066	MMH015	Adult Mental Health	90846					90.00	1	83.53	110.00	150.00	200.00	250.00
Behavioral Health Providers	BHDDH Behavioral Health Group	066	MMH015	Adult Mental Health	90846	AJ				67.50	1					
Behavioral Health Providers	BHDDH Behavioral Health Group	066	MMH015	Adult Mental Health	90847					96.00	1	86.81	110.00	125.00	150.00	200.00
Behavioral Health Providers	BHDDH Behavioral Health Group	066	MMH015	Adult Mental Health	90847	HO				72.00	2	90.00	125.00	140.00	150.00	180.00
Behavioral Health Providers	BHDDH Behavioral Health Group	066	MMH015	Adult Mental Health	90847	UA				67.20	2					
Behavioral Health Providers	BHDDH Behavioral Health Group	066	MMH015	Adult Mental Health	90853					48.00	1	29.42	40.00	60.00	100.00	650.00
Behavioral Health Providers	BHDDH Behavioral Health Group	066	MMH015	Adult Mental Health	90853	AJ				36.00	2					
Behavioral Health Providers	BHDDH Behavioral Health Group	066	MMH015	Adult Mental Health	90853	HF				31.20	89					
Behavioral Health Providers	BHDDH Behavioral Health Group	066	MMH015	Adult Mental Health	90853	HO				36.00	34					
Behavioral Health Providers	BHDDH Behavioral Health Group	066	MMH015	Adult Mental Health	90853	UA				33.60	13					
Behavioral Health Providers	BHDDH Behavioral Health Group	066	MMA001	General Medicaid	92203					29.00	6	133.51	200.00	250.00	320.00	387.26
Behavioral Health Providers	BHDDH Behavioral Health Group	066	MMA001	General Medicaid	92204					45.00	8	203.68	325.00	400.00	500.00	651.75
Behavioral Health Providers	BHDDH Behavioral Health Group	066	MMA001	General Medicaid	92205					46.00	2	275.00	403.60	527.00	656.00	861.00
Behavioral Health Providers	BHDDH Behavioral Health Group	066	MMH015	Adult Mental Health	92211					8.05	152	39.00	55.63	65.00	77.00	125.00
Behavioral Health Providers	BHDDH Behavioral Health Group	066	MMH015	Adult Mental Health	92211	TD				7.50	4,333					
Behavioral Health Providers	BHDDH Behavioral Health Group	066	MMH015	Adult Mental Health	92212					56.00	7	62.00	93.42	122.00	144.00	192.00
Behavioral Health Providers	BHDDH Behavioral Health Group	066	MMA001	General Medicaid	92213					20.64	27	89.10	143.00	195.00	225.00	263.76
Behavioral Health Providers	BHDDH Behavioral Health Group	066	MMH015	Adult Mental Health	92213					78.00	192	89.10	143.00	195.00	225.00	263.76
Behavioral Health Providers	BHDDH Behavioral Health Group	066	MMH015	Adult Mental Health	92213	TD	TF			66.30	58					
Behavioral Health Providers	BHDDH Behavioral Health Group	066	MMA001	General Medicaid	92214					27.00	49	145.00	225.00	290.00	334.00	405.00
Behavioral Health Providers	BHDDH Behavioral Health Group	066	MMH015	Adult Mental Health	92214					118.00	240	145.00	225.00	290.00	334.00	405.00
Behavioral Health Providers	BHDDH Behavioral Health Group	066	MMH015	Adult Mental Health	92214	TD	TF			100.30	65					
Behavioral Health Providers	BHDDH Behavioral Health Group	066	MMH015	Adult Mental Health	92215					148.00	15	220.00	315.00	398.00	471.00	609.00
Behavioral Health Providers	BHDDH Behavioral Health Group	066	MMH015	Adult Mental Health	92215	TD	TF			125.80	2					
Behavioral Health Providers	BHDDH Behavioral Health Group	066	MBH015	Behavioral Services Non-DCYF	H0004	AJ				16.25	781					
Behavioral Health Providers	BHDDH Behavioral Health Group	066	MBH015	Behavioral Services Non-DCYF	H0004	HO				16.25	252					
Behavioral Health Providers	BHDDH Behavioral Health Group	066	MBH015	Behavioral Services Non-DCYF	H0004	HO	HR			18.75	36					
Behavioral Health Providers	BHDDH Behavioral Health Group	066	MBH015	Behavioral Services Non-DCYF	H0004	HO	HS			18.75	10					

State of Rhode Island Office of the Health Insurance Commissioner Appendix 1B Regional Commercial Billed Benchmarks: Procedure Code											Commercial Billed					
Major Service Category	Detailed Service Category	Billing Provider Code	Program Indicator Code	Program Description	Proc Code	Mod 1	Mod 2	Mod 3	Mod 4	Current Rate	SFY 2022 FFS Units	10 th Percentile	25 th Percentile	50 th Percentile	75 th Percentile	90 th Percentile
Behavioral Health Providers	BHDDH Behavioral Health Group	066	MBH015	Behavioral Services Non-DCYF	H0004	HQ	AJ			5.00	4					
Behavioral Health Providers	BHDDH Behavioral Health Group	066	MBH015	Behavioral Services Non-DCYF	H0004	HQ	HO			5.00	4					
Behavioral Health Providers	BHDDH Behavioral Health Group	066	MBH015	Behavioral Services Non-DCYF	H0031	AJ				100.00	30					
Behavioral Health Providers	BHDDH Behavioral Health Group	066	MBH015	Behavioral Services Non-DCYF	H0031	HO				100.00	5					
Behavioral Health Providers	BHDDH Behavioral Health Group	066	MBH015	Behavioral Services Non-DCYF	H2010					30.00	28					
Behavioral Health Providers	CMHC - ACT	061	MBA010	Assertive Community Treatment	H0040					41.65	140,144					
Behavioral Health Providers	CMHC - IHH	061	MBI010	Integrated Health Home	H0037					13.82	605,132					
Behavioral Health Providers	CMHC - MHPRR	061	MMH015	Adult Mental Health	H0019					85.00	1					
Behavioral Health Providers	CMHC - MHPRR	061	MMH015	Adult Mental Health	H0019	U1				85.00	4,669					
Behavioral Health Providers	CMHC - MHPRR	061	MMH015	Adult Mental Health	H0019	U3				125.00	11,137					
Behavioral Health Providers	CMHC - MHPRR	061	MMH015	Adult Mental Health	H0019	U4				125.00	31,937					
Behavioral Health Providers	CMHC - Other	061	MDC080	Proj Connect & Residential Counsel	H0019	U5				532.38	2,000					
Behavioral Health Providers	CMHC - MHPRR	061	MMH015	Adult Mental Health	H0019	U5				175.00	3,540					
Behavioral Health Providers	CMHC - Other	061	MDC080	Proj Connect & Residential Counsel	H0019	U6				571.14	2,543					
Behavioral Health Providers	CMHC - Other	061	MDC080	Proj Connect & Residential Counsel	H0019	U7				580.26	2,470					
Behavioral Health Providers	CMHC - Other	061	MDC080	Proj Connect & Residential Counsel	H0019	U8				661.50	2,171					
Behavioral Health Providers	CMHC - Other	061	MMH015	Adult Mental Health	90791	AJ				131.75	1					
Behavioral Health Providers	CMHC - Other	061	MMH015	Adult Mental Health	90791	HO				131.75	2					
Behavioral Health Providers	CMHC - Other	061	MMH015	Adult Mental Health	90791	UA				116.25	1					
Behavioral Health Providers	CMHC - Other	061	MMH015	Adult Mental Health	90792					294.35	1					
Behavioral Health Providers	CMHC - Other	061	MMH015	Adult Mental Health	90834	UA				67.20	1					
Behavioral Health Providers	CMHC - Other	061	MMH015	Adult Mental Health	99211					8.05	21					
Behavioral Health Providers	CMHC - Other	061	MMH015	Adult Mental Health	99211	TD				7.50	6					
Behavioral Health Providers	CMHC - Other	061	MMH015	Adult Mental Health	99213					78.00	1					
Behavioral Health Providers	CMHC - Other	061	MMH015	Adult Mental Health	99214					118.00	2					
Behavioral Health Providers	CMHC - Other	061	MBH090	Children's Intensive Services DHS	H0004					24.50	504					
Behavioral Health Providers	CMHC - Other	061	MMH015	Adult Mental Health	H0036	HN				21.25	4,099					
Behavioral Health Providers	CMHC - Other	061	MMA001	General Medicaid	H2001					223.50	12,856					
Behavioral Health Providers	CMHC - Other	061	MMA001	General Medicaid	H2011					22.50	2					
Behavioral Health Providers	CMHC - Other	061	MMH015	Adult Mental Health	H2011	U1				37.50	1,291					
Behavioral Health Providers	CMHC - Other	061	MBH090	Children's Intensive Services DHS	H2014					22.00	61					
Behavioral Health Providers	CMHC - Other	061	MDC080	Proj Connect & Residential Counsel	H2022					33.24	18,493					
Behavioral Health Providers	CMHC - Other	061	MMH015	Adult Mental Health	H2023					21.25	9,842					
Behavioral Health Providers	CMHC - Other	061	MBH090	Children's Intensive Services DHS	T1023					300.00	1					
Behavioral Health Providers	CMHC - Other	061	MMH010	Adult Mental Health	X0341					125.00	19					
Behavioral Health Providers	CMHC - Other	061	MAS010	Behavioral Health Acute	X0341	HH	TG			394.00	1,475					
Behavioral Health Providers	CMHC - Other	061	MBH090	Children's Intensive Services DHS	X0709					568.00	81					
Behavioral Health Providers	Children's Behavioral Health Group	047	MMA001	General Medicaid	90785					2.89	22	15.00	20.00	25.00	26.05	45.00
Behavioral Health Providers	Children's Behavioral Health Group	047	MBH015	Behavioral Services Non-DCYF	90791					150.00	30	134.59	134.59	175.00	200.00	300.00
Behavioral Health Providers	Children's Behavioral Health Group	047	MBH015	Behavioral Services Non-DCYF	90791	HP				125.00	10					
Behavioral Health Providers	Children's Behavioral Health Group	047	MBH015	Behavioral Services Non-DCYF	90832					47.50	3	75.00	100.00	102.00	150.00	180.00
Behavioral Health Providers	Children's Behavioral Health Group	047	MMA001	General Medicaid	90832					37.98	1	75.00	100.00	102.00	150.00	180.00
Behavioral Health Providers	Children's Behavioral Health Group	047	MBH015	Behavioral Services Non-DCYF	90832	HP				40.00	8					
Behavioral Health Providers	Children's Behavioral Health Group	047	MBH015	Behavioral Services Non-DCYF	90834					71.25	40	75.64	100.00	125.00	150.00	200.00
Behavioral Health Providers	Children's Behavioral Health Group	047	MBH015	Behavioral Services Non-DCYF	90834	HP				60.00	21					
Behavioral Health Providers	Children's Behavioral Health Group	047	MMA001	General Medicaid	90836					40.87	1	100.00	125.00	165.00	200.00	240.00
Behavioral Health Providers	Children's Behavioral Health Group	047	MBH015	Behavioral Services Non-DCYF	90837					95.00	19	109.08	125.00	150.00	170.00	200.00
Behavioral Health Providers	Children's Behavioral Health Group	047	MBH015	Behavioral Services Non-DCYF	90837	HP				80.00	20					
Behavioral Health Providers	Children's Behavioral Health Group	047	MMA001	General Medicaid	90838					65.84	1	124.74	150.00	200.00	225.00	300.00
Behavioral Health Providers	Children's Behavioral Health Group	047	MBH015	Behavioral Services Non-DCYF	90846	HP				90.00	10					
Behavioral Health Providers	Children's Behavioral Health Group	047	MBH015	Behavioral Services Non-DCYF	90847	HP				90.00	44					
Behavioral Health Providers	Children's Behavioral Health Group	047	MMA001	General Medicaid	96132					76.57	1	140.58	140.58	160.58	250.00	345.00
Behavioral Health Providers	Children's Behavioral Health Group	047	MMA001	General Medicaid	96133					58.41	4	105.56	105.56	140.00	240.00	300.00
Behavioral Health Providers	Children's Behavioral Health Group	047	MMA001	General Medicaid	96136					27.45	1	49.79	49.79	60.00	125.00	160.00
Behavioral Health Providers	Children's Behavioral Health Group	047	MMA001	General Medicaid	96137					25.39	5	46.22	46.22	55.04	125.00	150.00
Behavioral Health Providers	Children's Behavioral Health Group	047	MMA001	General Medicaid	99204					45.00	1	203.68	325.00	400.00	500.00	651.75

State of Rhode Island Office of the Health Insurance Commissioner Appendix 1B Regional Commercial Billed Benchmarks: Procedure Code																
											Commercial Billed					
Major Service Category	Detailed Service Category	Billing Provider Code	Program Indicator Code	Program Description	Proc Code	Mod 1	Mod 2	Mod 3	Mod 4	Current Rate	SFY 2022 FFS Units	10 th Percentile	25 th Percentile	50 th Percentile	75 th Percentile	90 th Percentile
Behavioral Health Providers	Children's Behavioral Health Group	047	MMA001	General Medicaid	99213					20.64	1	89.10	143.00	195.00	225.00	263.76
Behavioral Health Providers	Children's Behavioral Health Group	047	MMA001	General Medicaid	99214					27.00	2	145.00	225.00	290.00	334.00	405.00
Behavioral Health Providers	Children's Behavioral Health Group	047	MMA001	General Medicaid	99221					38.18	1					
Behavioral Health Providers	Children's Behavioral Health Group	047	MMA001	General Medicaid	99222					44.00	2					
Behavioral Health Providers	Children's Behavioral Health Group	047	MMA001	General Medicaid	99223					46.00	5					
Behavioral Health Providers	Children's Behavioral Health Group	047	MMA001	General Medicaid	99231					17.00	14					
Behavioral Health Providers	Children's Behavioral Health Group	047	MMA001	General Medicaid	99232					29.72	29					
Behavioral Health Providers	Children's Behavioral Health Group	047	MMA001	General Medicaid	99233					29.72	12					
Behavioral Health Providers	Children's Behavioral Health Group	047	MMA001	General Medicaid	99238					34.88	1					
Behavioral Health Providers	Children's Behavioral Health Group	047	MMA001	General Medicaid	99285					92.55	3					
Behavioral Health Providers	Children's Behavioral Health Group	047	MBH015	Behavioral Services Non-DCYF	H0004	AJ				16.25	109					
Behavioral Health Providers	Children's Behavioral Health Group	047	MBH010	Behavioral Health Services DHS	H0031	HO	H9			70.00	26					
Behavioral Health Providers	Children's Behavioral Health Group	047	MBH010	Behavioral Health Services DHS	H0031	HP	H9			80.00	27					
Behavioral Health Providers	Emergency Behavioral Health Service	111	MBL010	Behavioral Healthcare Link	S9485					598.50	1,155					
Behavioral Health Providers	Licensed Therapist	017	MBH015	Behavioral Services Non-DCYF	90791					150.00	1	134.59	134.59	175.00	200.00	300.00
Behavioral Health Providers	Licensed Therapist	017	MBH015	Behavioral Services Non-DCYF	90834					71.25	33	75.64	100.00	125.00	150.00	200.00
Behavioral Health Providers	Licensed Therapist	017	MBH015	Behavioral Services Non-DCYF	90837					95.00	2	109.08	125.00	150.00	170.00	200.00
Behavioral Health Providers	Licensed Therapist	017	MBH015	Behavioral Services Non-DCYF	H0004	HO	HR			18.75	48					
Behavioral Health Providers	Other Therapies	073	MHP010	Hippotherapy	92507					29.00	238	88.92	100.00	120.00	140.00	180.00
Behavioral Health Providers	Other Therapies	073	MHP010	Hippotherapy	92508					19.00	76					
Behavioral Health Providers	Other Therapies	073	MHP010	Hippotherapy	92523					85.00	5					
Behavioral Health Providers	Other Therapies	073	MMA001	General Medicaid	92526					21.47	15	97.36	110.00	125.00	135.00	157.50
Behavioral Health Providers	Other Therapies	073	MHP010	Hippotherapy	97110					14.50	256	35.00	45.00	55.00	75.00	83.00
Behavioral Health Providers	Other Therapies	073	MHP010	Hippotherapy	97110	GO				14.50	2	33.72	36.56	60.00	81.53	86.00
Behavioral Health Providers	Other Therapies	073	MHP010	Hippotherapy	97150	GO				19.00	4					
Behavioral Health Providers	Other Therapies	073	MHP010	Hippotherapy	97165					85.00	5					
Behavioral Health Providers	Other Therapies	073	MHP010	Hippotherapy	97168					85.00	2					
Behavioral Health Providers	Other Therapies	073	MMA001	General Medicaid	97530					15.89	444	40.00	45.00	60.00	69.00	100.00
Behavioral Health Providers	Other Therapies	073	MMA001	General Medicaid	97530	GO				15.89	1	25.00	37.50	50.00	62.10	90.00
Behavioral Health Providers	Other Therapies	073	MMA001	General Medicaid	97535					10.73	50	40.00	45.00	47.00	55.00	86.00
Behavioral Health Providers	Other Therapies	073	MMA001	General Medicaid	99214					27.00	1	145.00	225.00	290.00	334.00	405.00
Behavioral Health Providers	Other Therapies	073	MHP010	Hippotherapy	H0046					36.00	43					
Behavioral Health Providers	Other Therapies	073	MHP010	Hippotherapy	H0046	HO				55.00	1,181					
Behavioral Health Providers	Other Therapies	073	MHP010	Hippotherapy	H2014					27.50	29					
Behavioral Health Providers	Other Therapies	073	MHP010	Hippotherapy	H2014	HO				27.50	454					
Behavioral Health Providers	Other Therapies	073	MHP015	Clubhouse	H2031					50.00	4,401					
Behavioral Health Providers	Other Therapies	073	MHP010	Hippotherapy	S9446					20.00	3,019					
Behavioral Health Providers	Other Therapies	073	MHP010	Hippotherapy	T1016					16.00	1,234					
Behavioral Health Providers	Other Therapies	073	MHP010	Hippotherapy	T1024					31.00	4,388	33.84	33.84	33.84	33.84	33.84
Behavioral Health Providers	Peer Recovery Services	109	MBP010	Peer Support Services-MH	H0038	U2				13.50	4,268					
Behavioral Health Providers	Peer Recovery Services	109	MBP010	Peer Support Services-MH	H0038	U2	HQ			4.00	10					
Behavioral Health Providers	Peer Recovery Services	109	MBP011	Peer Support Services-SA	H0038	U3				13.50	4,236					
Behavioral Health Providers	Peer Recovery Services	109	MBP011	Peer Support Services-SA	H0038	U3	HQ			4.00	726					
Behavioral Health Providers	Psychologist	030	MMA001	General Medicaid	90791					91.44	34	134.59	134.59	175.00	200.00	300.00
Behavioral Health Providers	Psychologist	030	MMA001	General Medicaid	90832					37.98	124	75.00	100.00	102.00	150.00	180.00
Behavioral Health Providers	Psychologist	030	MMA001	General Medicaid	90834					48.92	4	75.64	100.00	125.00	150.00	200.00
Behavioral Health Providers	Psychologist	030	MMA001	General Medicaid	90834	GT				48.92	4	100.00	120.00	140.00	160.00	200.00
Behavioral Health Providers	Psychologist	030	MMA001	General Medicaid	90837					71.62	5	109.08	125.00	150.00	170.00	200.00
Behavioral Health Providers	Psychologist	030	MMA001	General Medicaid	90847					80.00	2	86.81	110.00	125.00	150.00	200.00
Behavioral Health Providers	Psychologist	030	MMA001	General Medicaid	96130					68.11	1	125.44	125.44	125.44	175.00	250.00
Behavioral Health Providers	Psychologist	030	MMA001	General Medicaid	96131					51.81	1	96.46	96.46	96.46	150.00	235.00
Behavioral Health Providers	Psychologist	030	MMA001	General Medicaid	96132					76.57	27	140.58	140.58	160.58	250.00	345.00
Behavioral Health Providers	Psychologist	030	MMA001	General Medicaid	96133					58.41	60	105.56	105.56	140.00	240.00	300.00
Behavioral Health Providers	Psychologist	030	MMA001	General Medicaid	96136					27.45	14	49.79	49.79	60.00	125.00	160.00
Behavioral Health Providers	Psychologist	030	MMA001	General Medicaid	96137					25.39	62	46.22	46.22	55.04	125.00	150.00
Behavioral Health Providers	Psychologist	030	MMA001	General Medicaid	96138					22.29	12					

State of Rhode Island Office of the Health Insurance Commissioner Appendix 1B Regional Commercial Billed Benchmarks: Procedure Code																
Major Service Category	Detailed Service Category	Billing Provider Code	Program Indicator Code	Program Description	Proc Code	Mod 1	Mod 2	Mod 3	Mod 4	Current Rate	SFY 2022 FFS Units	Commercial Billed				
												10 th Percentile	25 th Percentile	50 th Percentile	75 th Percentile	90 th Percentile
Behavioral Health Providers	Psychologist	030	MMA001	General Medicaid	96139					22.29	48	40.49	40.49	60.00	100.00	150.00
Behavioral Health Providers	Psychologist	030	MMA001	General Medicaid	99484					27.86	1					
Behavioral Health Providers	Substance Use Rehabilitation	060	MMA001	General Medicaid	80307					47.89	16	93.25	102.25	160.00	240.00	345.00
Behavioral Health Providers	Substance Use Rehabilitation	060	MMA001	General Medicaid	90791					91.44	3	134.59	134.59	175.00	200.00	300.00
Behavioral Health Providers	Substance Use Rehabilitation	060	MMA001	General Medicaid	90792					75.34	4	176.85	250.00	300.00	350.00	450.00
Behavioral Health Providers	Substance Use Rehabilitation	060	MMA001	General Medicaid	90832					37.98	3	75.00	100.00	102.00	150.00	180.00
Behavioral Health Providers	Substance Use Rehabilitation	060	MMA001	General Medicaid	90834					48.92	14	75.64	100.00	125.00	150.00	200.00
Behavioral Health Providers	Substance Use Rehabilitation	060	MMA001	General Medicaid	90834	95				48.92	2	100.00	120.00	150.00	180.00	250.00
Behavioral Health Providers	Substance Use Rehabilitation	060	MMA001	General Medicaid	90837					71.62	1	109.08	125.00	150.00	170.00	200.00
Behavioral Health Providers	Substance Use Rehabilitation	060	MMA001	General Medicaid	99204					45.00	2	203.68	325.00	400.00	500.00	651.75
Behavioral Health Providers	Substance Use Rehabilitation	060	MMA001	General Medicaid	99213					20.64	10	89.10	143.00	195.00	225.00	263.76
Behavioral Health Providers	Substance Use Rehabilitation	060	MMA001	General Medicaid	99214	95				27.00	2	185.00	245.00	289.53	345.00	455.00
Behavioral Health Providers	Substance Abuse Services	060	MSA010	Substance Abuse Services	H0001					97.00	107					
Behavioral Health Providers	Substance Abuse Services	060	MSA010	Substance Abuse Services	H0001	UD				97.00	34					
Behavioral Health Providers	Substance Abuse Services	060	MSA010	Substance Abuse Services	H0004					17.94	4,837					
Behavioral Health Providers	Substance Abuse Services	060	MSA010	Substance Abuse Services	H0004	UD				17.94	1,283					
Behavioral Health Providers	Substance Abuse Services	060	MSA010	Substance Abuse Services	H0005					32.30	3,330					
Behavioral Health Providers	Substance Abuse Services	060	MSA010	Substance Abuse Services	H0005	UD				32.30	2,428					
Behavioral Health Providers	Substance Abuse Services	060	MSA010	Substance Abuse Services	H0015	HF				91.50	152					
Behavioral Health Providers	Substance Abuse Services	060	MSA010	Substance Abuse Services	H0020					12.14	27,220					
Behavioral Health Providers	Opioid Treatment Program	060	MBO020	Opioid Treatment Program	H0037					7.64	40,300					
Behavioral Health Providers	Substance Abuse Services	060	MSA010	Substance Abuse Services	H2036					91.50	29					
Children's Services	CEDAR	082	MCE010	CEDAR Center Services	T1023					900.00	55					
Children's Services	CEDAR	082	MCE010	CEDAR Center Services	T2022					25.00	114					
Children's Services	Early Intervention	059	MEI015	Early Intervention Non-MA	92522					217.21	2					
Children's Services	Early Intervention	059	MEI010	Early Intervention MA	92523					434.42	1					
Children's Services	Early Intervention	059	MEI015	Early Intervention Non-MA	92523					434.42	27					
Children's Services	Early Intervention	059	MEI010	Early Intervention MA	92523	52				217.21	6					
Children's Services	Early Intervention	059	MEI015	Early Intervention Non-MA	92523	52				217.21	64					
Children's Services	Early Intervention	059	MEI010	Early Intervention MA	97161					217.21	1	120.00	130.00	165.00	210.00	210.00
Children's Services	Early Intervention	059	MEI015	Early Intervention Non-MA	97161					217.21	14	120.00	130.00	165.00	210.00	210.00
Children's Services	Early Intervention	059	MEI010	Early Intervention MA	97162					217.21	2	130.00	150.00	177.00	210.00	248.00
Children's Services	Early Intervention	059	MEI015	Early Intervention Non-MA	97162					217.21	26	130.00	150.00	177.00	210.00	248.00
Children's Services	Early Intervention	059	MEI015	Early Intervention Non-MA	97163					217.21	7					
Children's Services	Early Intervention	059	MEI010	Early Intervention MA	97165					217.21	1					
Children's Services	Early Intervention	059	MEI015	Early Intervention Non-MA	97165					217.21	73					
Children's Services	Early Intervention	059	MEI010	Early Intervention MA	97166					217.21	1					
Children's Services	Early Intervention	059	MEI015	Early Intervention Non-MA	97166					217.21	41					
Children's Services	Early Intervention	059	MEI010	Early Intervention MA	97167					217.21	1					
Children's Services	Early Intervention	059	MEI015	Early Intervention Non-MA	97167					217.21	2					
Children's Services	Early Intervention	059	MEI015	Early Intervention Non-MA	97168					217.21	2					
Children's Services	Early Intervention	059	MMA001	General Medicaid	99502					59.95	37					
Children's Services	Early Intervention	059	MMA001	General Medicaid	99502	AJ				67.85	2					
Children's Services	Early Intervention	059	MMA001	General Medicaid	99502	TD				85.86	155					
Children's Services	Early Intervention	059	MEI010	Early Intervention MA	H0046					68.79	49					
Children's Services	Early Intervention	059	MEI015	Early Intervention Non-MA	H0046					68.79	478					
Children's Services	Early Intervention	059	MEI010	Early Intervention MA	H2000					1064.36	73					
Children's Services	Early Intervention	059	MEI015	Early Intervention Non-MA	H2000					1064.36	619					
Children's Services	Early Intervention	059	MEI010	Early Intervention MA	S9446					21.72	19					
Children's Services	Early Intervention	059	MEI015	Early Intervention Non-MA	S9446					21.72	247					
Children's Services	Early Intervention	059	MEI015	Early Intervention Non-MA	S9446	GO				21.72	12					
Children's Services	Early Intervention	059	MEI010	Early Intervention MA	S9446	TF				21.72	16					
Children's Services	Early Intervention	059	MEI015	Early Intervention Non-MA	S9446	TF				21.72	64					
Children's Services	Early Intervention	059	MEI010	Early Intervention MA	S9446	TG				27.83	12					
Children's Services	Early Intervention	059	MEI015	Early Intervention Non-MA	S9446	TG				27.83	411					
Children's Services	Early Intervention	059	MEI010	Early Intervention MA	T1013					25.59	217					

State of Rhode Island Office of the Health Insurance Commissioner Appendix 1B Regional Commercial Billed Benchmarks: Procedure Code											Commercial Billed					
Major Service Category	Detailed Service Category	Billing Provider Code	Program Indicator Code	Program Description	Proc Code	Mod 1	Mod 2	Mod 3	Mod 4	Current Rate	SFY 2022 FFS Units	10 th	25 th	50 th	75 th	90 th
												Percentile	Percentile	Percentile	Percentile	Percentile
Children's Services	Early Intervention	059	MEI015	Early Intervention Non-MA	T1013					25.59	474					
Children's Services	Early Intervention	059	MEI010	Early Intervention MA	T1013	TL				25.59	49					
Children's Services	Early Intervention	059	MEI015	Early Intervention Non-MA	T1013	TL				25.59	115					
Children's Services	Early Intervention	059	MEI010	Early Intervention MA	T1016					25.35	1,241					
Children's Services	Early Intervention	059	MEI015	Early Intervention Non-MA	T1016					25.35	8,100					
Children's Services	Early Intervention	059	MEI010	Early Intervention MA	T1016	TF				50.69	503					
Children's Services	Early Intervention	059	MEI015	Early Intervention Non-MA	T1016	TF				50.69	3,698					
Children's Services	Early Intervention	059	MEI015	Early Intervention Non-MA	T1016	TF	U2			25.35	1					
Children's Services	Early Intervention	059	MEI010	Early Intervention MA	T1016	TG				76.04	69					
Children's Services	Early Intervention	059	MEI015	Early Intervention Non-MA	T1016	TG				76.04	296					
Children's Services	Early Intervention	059	MEI010	Early Intervention MA	T1023					228.11	66					
Children's Services	Early Intervention	059	MEI015	Early Intervention Non-MA	T1023					228.11	574					
Children's Services	Early Intervention	059	MEI010	Early Intervention MA	T1023	TL				50.69	71					
Children's Services	Early Intervention	059	MEI015	Early Intervention Non-MA	T1023	TL				50.69	579					
Children's Services	Early Intervention	059	MEI010	Early Intervention MA	T1024					43.44	1,274	33.84	33.84	33.84	33.84	33.84
Children's Services	Early Intervention	059	MEI015	Early Intervention Non-MA	T1024					43.44	12,377	33.84	33.84	33.84	33.84	33.84
Children's Services	Early Intervention	059	MEI010	Early Intervention MA	T1024	AE				43.44	38					
Children's Services	Early Intervention	059	MEI015	Early Intervention Non-MA	T1024	AE				43.44	145					
Children's Services	Early Intervention	059	MEI015	Early Intervention Non-MA	T1024	AJ				43.44	66	33.84	33.84	33.84	33.84	33.84
Children's Services	Early Intervention	059	MEI010	Early Intervention MA	T1024	GN				43.44	1,026	29.96	33.83	33.84	33.84	33.84
Children's Services	Early Intervention	059	MEI015	Early Intervention Non-MA	T1024	GN				43.44	9,493	29.96	33.83	33.84	33.84	33.84
Children's Services	Early Intervention	059	MEI010	Early Intervention MA	T1024	GO				43.44	1,015	29.96	33.84	33.84	33.84	33.84
Children's Services	Early Intervention	059	MEI015	Early Intervention Non-MA	T1024	GO				43.44	4,762	29.96	33.84	33.84	33.84	33.84
Children's Services	Early Intervention	059	MEI010	Early Intervention MA	T1024	GP				43.44	871	29.96	33.84	33.84	33.84	33.84
Children's Services	Early Intervention	059	MEI015	Early Intervention Non-MA	T1024	GP				43.44	2,440	29.96	33.84	33.84	33.84	33.84
Children's Services	Early Intervention	059	MEI010	Early Intervention MA	T1024	HN				29.70	646	33.84	33.84	33.84	33.84	33.84
Children's Services	Early Intervention	059	MEI015	Early Intervention Non-MA	T1024	HN				29.70	3,453	33.84	33.84	33.84	33.84	33.84
Children's Services	Early Intervention	059	MEI010	Early Intervention MA	T1024	TD				43.44	89	33.84	33.84	33.84	33.84	33.84
Children's Services	Early Intervention	059	MEI015	Early Intervention Non-MA	T1024	TD				43.44	242	33.84	33.84	33.84	33.84	33.84
Children's Services	Early Intervention	059	MEI010	Early Intervention MA	T1024	TG				43.44	10					
Children's Services	Early Intervention	059	MEI015	Early Intervention Non-MA	T1024	TG				43.44	54					
Children's Services	Early Intervention	059	MEI010	Early Intervention MA	T1024	TG	HO			43.44	10					
Children's Services	Early Intervention	059	MEI010	Early Intervention MA	T1024	TL	HO			43.44	13					
Children's Services	Early Intervention	059	MEI015	Early Intervention Non-MA	T1024	TL	HO			43.44	71					
Children's Services	Early Intervention	059	MEI010	Early Intervention MA	T1027					43.44	1,083					
Children's Services	Early Intervention	059	MEI015	Early Intervention Non-MA	T1027					43.44	10,733					
Children's Services	Early Intervention	059	MEI010	Early Intervention MA	T1027	AE				43.44	77					
Children's Services	Early Intervention	059	MEI015	Early Intervention Non-MA	T1027	AE				43.44	253					
Children's Services	Early Intervention	059	MEI010	Early Intervention MA	T1027	AJ				43.44	23					
Children's Services	Early Intervention	059	MEI015	Early Intervention Non-MA	T1027	AJ				43.44	196					
Children's Services	Early Intervention	059	MEI010	Early Intervention MA	T1027	GN				43.44	1,078					
Children's Services	Early Intervention	059	MEI015	Early Intervention Non-MA	T1027	GN				43.44	12,869					
Children's Services	Early Intervention	059	MEI010	Early Intervention MA	T1027	GO				43.44	942					
Children's Services	Early Intervention	059	MEI015	Early Intervention Non-MA	T1027	GO				43.44	4,733					
Children's Services	Early Intervention	059	MEI010	Early Intervention MA	T1027	GP				43.44	1,405					
Children's Services	Early Intervention	059	MEI015	Early Intervention Non-MA	T1027	GP				43.44	5,359					
Children's Services	Early Intervention	059	MEI010	Early Intervention MA	T1027	HN				29.70	336					
Children's Services	Early Intervention	059	MEI015	Early Intervention Non-MA	T1027	HN				29.70	2,652					
Children's Services	Early Intervention	059	MEI010	Early Intervention MA	T1027	TD				43.44	101					
Children's Services	Early Intervention	059	MEI015	Early Intervention Non-MA	T1027	TD				43.44	201					
Children's Services	Early Intervention	059	MEI010	Early Intervention MA	T1027	TG				43.44	24					
Children's Services	Early Intervention	059	MEI015	Early Intervention Non-MA	T1027	TG				43.44	83					
Children's Services	Early Intervention	059	MEI015	Early Intervention Non-MA	T1027	TG	HO			43.44	30					
Children's Services	Early Intervention	059	MEI010	Early Intervention MA	T2004					14.49	2					
Children's Services	Early Intervention	059	MEI015	Early Intervention Non-MA	V2799					43.44	4					
Children's Services	Home/Center Based Therapeutic Services	080	MMA001	General Medicaid	90837					71.62	9	109.08	125.00	150.00	170.00	200.00

State of Rhode Island Office of the Health Insurance Commissioner Appendix 1B Regional Commercial Billed Benchmarks: Procedure Code											Commercial Billed					
Major Service Category	Detailed Service Category	Billing Provider Code	Program Indicator Code	Program Description	Proc Code	Mod 1	Mod 2	Mod 3	Mod 4	Current Rate	SFY 2022 FFS Units	10 th	25 th	50 th	75 th	90 th
												Percentile	Percentile	Percentile	Percentile	Percentile
Children's Services	Home/Center Based Therapeutic Services	080	MMA001	General Medicaid	90847					80.00	2	86.81	110.00	125.00	150.00	200.00
Children's Services	Home/Center Based Therapeutic Services	080	MMA001	General Medicaid	90853					14.40	9	29.42	40.00	60.00	100.00	650.00
Children's Services	Home/Center Based Therapeutic Services	080	MCE030	CEDAR Direct- Kids Connect	97150					8.00	204,705					
Children's Services	Home/Center Based Therapeutic Services	080	MCE030	CEDAR Direct- Kids Connect	97150	HA				16.00	19,443					
Children's Services	Home/Center Based Therapeutic Services	080	MCE025	CEDAR Direct For HBTS And PAS	H0046					36.00	11,864					
Children's Services	Home/Center Based Therapeutic Services	080	MCE025	CEDAR Direct For HBTS And PAS	H0046	HN				15.68	162					
Children's Services	Home/Center Based Therapeutic Services	080	MCE025	CEDAR Direct For HBTS And PAS	H0046	HO				55.00	15,529					
Children's Services	Home/Center Based Therapeutic Services	080	MCE025	CEDAR Direct For HBTS And PAS	H0046	HO	U1			27.50	6,407					
Children's Services	Home/Center Based Therapeutic Services	080	MCE025	CEDAR Direct For HBTS And PAS	H0046	HO	XP			55.00	28					
Children's Services	Home/Center Based Therapeutic Services	080	MCE025	CEDAR Direct For HBTS And PAS	H0046	HP				65.00	2					
Children's Services	Home/Center Based Therapeutic Services	080	MCE025	CEDAR Direct For HBTS And PAS	H0046	HP	U1			32.50	8					
Children's Services	Home/Center Based Therapeutic Services	080	MCE025	CEDAR Direct For HBTS And PAS	H0046	U1				18.00	3,051					
Children's Services	Home/Center Based Therapeutic Services	080	MCE030	CEDAR Direct- Kids Connect	H2000					330.00	84					
Children's Services	Home/Center Based Therapeutic Services	080	MCE025	CEDAR Direct For HBTS And PAS	H2014					27.50	1,438					
Children's Services	Home/Center Based Therapeutic Services	080	MCE025	CEDAR Direct For HBTS And PAS	H2014	HO				27.50	8,203					
Children's Services	Home/Center Based Therapeutic Services	080	MCE025	CEDAR Direct For HBTS And PAS	H2014	HP				32.50	12					
Children's Services	Home/Center Based Therapeutic Services	080	MCE025	CEDAR Direct For HBTS And PAS	H2016					4.95	91,876					
Children's Services	Home/Center Based Therapeutic Services	080	MCE030	CEDAR Direct- Kids Connect	H2021					40.00	244					
Children's Services	Home/Center Based Therapeutic Services	080	MCE025	CEDAR Direct For HBTS And PAS	S9446					20.00	757					
Children's Services	Home/Center Based Therapeutic Services	080	MRP019	ICF/MR Respite Waiver	T1005					9.00	63,253					
Children's Services	Home/Center Based Therapeutic Services	080	MRP020	Hospital/SNF Respite Waiver	T1005					9.00	659					
Children's Services	Home/Center Based Therapeutic Services	080	MRP021	Psych Hospital Respite Waiver	T1005					9.00	72					
Children's Services	Home/Center Based Therapeutic Services	080	MRP019	ICF/MR Respite Waiver	T1005	UN				2.30	5,547					
Children's Services	Home/Center Based Therapeutic Services	080	MRP019	ICF/MR Respite Waiver	T1005	UP				2.30	228					
Children's Services	Home/Center Based Therapeutic Services	080	MCE025	CEDAR Direct For HBTS And PAS	T1013					25.00	35					
Children's Services	Home/Center Based Therapeutic Services	080	MCE025	CEDAR Direct For HBTS And PAS	T1013	U1				25.00	11					
Children's Services	Home/Center Based Therapeutic Services	080	MCE025	CEDAR Direct For HBTS And PAS	T1016					16.00	50,689					
Children's Services	Home/Center Based Therapeutic Services	080	MCE025	CEDAR Direct For HBTS And PAS	T1016	U1				13.50	38,898					
Children's Services	Home/Center Based Therapeutic Services	080	MCE025	CEDAR Direct For HBTS And PAS	T1019					11.25	5,850					
Children's Services	Home/Center Based Therapeutic Services	080	MCE025	CEDAR Direct For HBTS And PAS	T1019	TF				11.25	30,147					
Children's Services	Home/Center Based Therapeutic Services	080	MCE025	CEDAR Direct For HBTS And PAS	T1019	TG				11.25	354,205					
Children's Services	Home/Center Based Therapeutic Services	080	MCE025	CEDAR Direct For HBTS And PAS	T1023	U1				330.00	213					
Children's Services	Home/Center Based Therapeutic Services	080	MCE025	CEDAR Direct For HBTS And PAS	T1024					31.00	55,579	33.84	33.84	33.84	33.84	33.84
Children's Services	Home/Center Based Therapeutic Services	080	MCE025	CEDAR Direct For HBTS And PAS	T1024	U1				15.50	41,505					
Children's Services	Home/Center Based Therapeutic Services	080	MCE025	CEDAR Direct For HBTS And PAS	T1024	XP				31.00	13					
Children's Services	Home/Center Based Therapeutic Services	080	MCE025	CEDAR Direct For HBTS And PAS	T1027					27.50	16,117					
Children's Services	Home/Center Based Therapeutic Services	080	MRP019	ICF/MR Respite Waiver	T2024					220.00	213					
Children's Services	Home/Center Based Therapeutic Services	080	MRP020	Hospital/SNF Respite Waiver	T2024					220.00	1					
Children's Services	Home/Center Based Therapeutic Services	080	MRP021	Psych Hospital Respite Waiver	T2024					220.00	2					

Notes

1. Services included are limited to those listed in Appendix 1 of the *Reimbursement rates report* dated March 29, 2023.
2. The Medicaid FFS rates are effective as of February 28, 2023, and the time period represented by the benchmarks is prior to this date.
3. Regional commercial benchmark data was limited to calendar year 2021 and experience within Rhode Island, Massachusetts, and Connecticut.
4. Insight into service requirements (e.g., required professional credentials) or payment structure (e.g., billed unit type) is not always available for claims-based benchmarks. Differences in these items may contribute to the reimbursement variances noted in this report.
5. Benchmarks are subject to data availability. Not all Medicaid services within a service category are benchmarked. See the Methodology section of the accompanying "Private Payer, Medicare, and Medicaid MCO Rate Benchmarks" report for further information.
6. Commercial benchmark data was sourced from the Milliman Consolidated Health Cost Guidelines™ Sources Database (CHSD). Several national and regional health plans contribute their annual enrollment and claims detail to this database with over 75 million commercially insured lives.

APPENDIX 1C

National commercial allowed benchmarks: Procedure code

State of Rhode Island Office of the Health Insurance Commissioner Appendix 1C National Commercial Allowed Benchmarks: Procedure Code																
Major Service Category	Detailed Service Category	Billing Provider Code	Program Indicator Code	Program Description	Proc Code	Mod 1	Mod 2	Mod 3	Mod 4	Current Rate	SFY 2022 FFS Units	Commercial Allowed				
												10 th Percentile	25 th Percentile	50 th Percentile	75 th Percentile	90 th Percentile
Behavioral Health Providers	BHDDH Behavioral Health Group	066	MBH015	Behavioral Services Non-DCYF	90791					150.00	3	90.00	115.00	140.88	173.16	197.39
Behavioral Health Providers	BHDDH Behavioral Health Group	066	MMH015	Adult Mental Health	90791	AJ				131.75	99	85.00	108.00	130.25	150.79	174.00
Behavioral Health Providers	BHDDH Behavioral Health Group	066	MMH015	Adult Mental Health	90791	HF				108.50	17					
Behavioral Health Providers	BHDDH Behavioral Health Group	066	MMH015	Adult Mental Health	90791	HO				131.75	114	89.70	123.64	160.00	185.00	189.50
Behavioral Health Providers	BHDDH Behavioral Health Group	066	MMH015	Adult Mental Health	90791	TD				124.00	109					
Behavioral Health Providers	BHDDH Behavioral Health Group	066	MMH015	Adult Mental Health	90791	UA				116.25	38					
Behavioral Health Providers	BHDDH Behavioral Health Group	066	MMA001	General Medicaid	90792					75.34	2	118.31	153.81	186.00	222.04	276.52
Behavioral Health Providers	BHDDH Behavioral Health Group	066	MMH015	Adult Mental Health	90792					294.35	62	118.31	153.81	186.00	222.04	276.52
Behavioral Health Providers	BHDDH Behavioral Health Group	066	MMH015	Adult Mental Health	90792	TD	TF			250.20	11					
Behavioral Health Providers	BHDDH Behavioral Health Group	066	MBH015	Behavioral Services Non-DCYF	90832					47.50	10	40.00	52.82	65.81	80.61	100.00
Behavioral Health Providers	BHDDH Behavioral Health Group	066	MMH015	Adult Mental Health	90832	AJ				52.50	79	34.00	40.60	51.59	60.70	74.04
Behavioral Health Providers	BHDDH Behavioral Health Group	066	MMH015	Adult Mental Health	90832	HF				45.50	157					
Behavioral Health Providers	BHDDH Behavioral Health Group	066	MMH015	Adult Mental Health	90832	HO				52.50	281	35.45	55.00	78.00	80.00	80.00
Behavioral Health Providers	BHDDH Behavioral Health Group	066	MMH015	Adult Mental Health	90832	UA				49.00	253					
Behavioral Health Providers	BHDDH Behavioral Health Group	066	MMA001	General Medicaid	90833					25.18	12	41.14	60.08	69.69	84.00	105.86
Behavioral Health Providers	BHDDH Behavioral Health Group	066	MMH015	Adult Mental Health	90833					42.00	16	41.14	60.08	69.69	84.00	105.86
Behavioral Health Providers	BHDDH Behavioral Health Group	066	MMH015	Adult Mental Health	90833	TD	TF			37.50	1					
Behavioral Health Providers	BHDDH Behavioral Health Group	066	MBH015	Behavioral Services Non-DCYF	90834					71.25	52	63.29	74.72	90.99	114.03	180.00
Behavioral Health Providers	BHDDH Behavioral Health Group	066	MMH015	Adult Mental Health	90834	AJ				72.00	173	63.00	77.22	80.54	90.06	102.51
Behavioral Health Providers	BHDDH Behavioral Health Group	066	MMH015	Adult Mental Health	90834	HF				62.40	202					
Behavioral Health Providers	BHDDH Behavioral Health Group	066	MMH015	Adult Mental Health	90834	HO				72.00	573	73.02	84.51	104.00	105.00	105.00
Behavioral Health Providers	BHDDH Behavioral Health Group	066	MMH015	Adult Mental Health	90834	UA				67.20	400					
Behavioral Health Providers	BHDDH Behavioral Health Group	066	MMA001	General Medicaid	90836					40.87	6	66.00	86.18	108.90	154.00	200.00
Behavioral Health Providers	BHDDH Behavioral Health Group	066	MBH015	Behavioral Services Non-DCYF	90837					95.00	1	81.40	100.00	110.00	146.70	164.00
Behavioral Health Providers	BHDDH Behavioral Health Group	066	MMH015	Adult Mental Health	90837	AJ				75.00	59	81.40	95.00	109.71	133.22	150.00
Behavioral Health Providers	BHDDH Behavioral Health Group	066	MMH015	Adult Mental Health	90837	HF				65.00	27					
Behavioral Health Providers	BHDDH Behavioral Health Group	066	MMH015	Adult Mental Health	90837	HO				75.00	189	68.00	103.10	147.95	155.00	166.52
Behavioral Health Providers	BHDDH Behavioral Health Group	066	MMH015	Adult Mental Health	90837	UA				70.00	137					
Behavioral Health Providers	BHDDH Behavioral Health Group	066	MMH015	Adult Mental Health	90846					90.00	1	63.29	76.50	94.88	122.00	185.00
Behavioral Health Providers	BHDDH Behavioral Health Group	066	MMH015	Adult Mental Health	90846	AJ				67.50	1					
Behavioral Health Providers	BHDDH Behavioral Health Group	066	MMH015	Adult Mental Health	90847					96.00	1	69.96	86.33	99.21	120.00	170.00
Behavioral Health Providers	BHDDH Behavioral Health Group	066	MMH015	Adult Mental Health	90847	HO				72.00	2	75.95	90.74	105.00	118.00	118.00
Behavioral Health Providers	BHDDH Behavioral Health Group	066	MMH015	Adult Mental Health	90847	UA				67.20	2					
Behavioral Health Providers	BHDDH Behavioral Health Group	066	MMH015	Adult Mental Health	90853					48.00	1	19.79	25.12	31.72	41.12	80.00
Behavioral Health Providers	BHDDH Behavioral Health Group	066	MMH015	Adult Mental Health	90853	AJ				36.00	2					
Behavioral Health Providers	BHDDH Behavioral Health Group	066	MMH015	Adult Mental Health	90853	HF				31.20	89					
Behavioral Health Providers	BHDDH Behavioral Health Group	066	MMH015	Adult Mental Health	90853	HO				36.00	34					
Behavioral Health Providers	BHDDH Behavioral Health Group	066	MMH015	Adult Mental Health	90853	UA				33.60	13					
Behavioral Health Providers	BHDDH Behavioral Health Group	066	MMA001	General Medicaid	99203					29.00	6	92.60	109.36	131.00	168.00	206.18
Behavioral Health Providers	BHDDH Behavioral Health Group	066	MMA001	General Medicaid	99204					45.00	8	144.44	167.10	198.29	251.48	315.60
Behavioral Health Providers	BHDDH Behavioral Health Group	066	MMA001	General Medicaid	99205					46.00	2	187.13	214.78	263.32	338.02	440.86
Behavioral Health Providers	BHDDH Behavioral Health Group	066	MMH015	Adult Mental Health	99211					8.05	152	18.17	20.67	26.00	36.77	54.14
Behavioral Health Providers	BHDDH Behavioral Health Group	066	MMH015	Adult Mental Health	99211	TD				7.50	4,333					
Behavioral Health Providers	BHDDH Behavioral Health Group	066	MMH015	Adult Mental Health	99212					56.00	7	39.16	46.20	56.47	71.00	91.94
Behavioral Health Providers	BHDDH Behavioral Health Group	066	MMA001	General Medicaid	99213					20.64	27	63.45	76.15	93.40	116.75	144.94
Behavioral Health Providers	BHDDH Behavioral Health Group	066	MMH015	Adult Mental Health	99213					78.00	192	63.45	76.15	93.40	116.75	144.94
Behavioral Health Providers	BHDDH Behavioral Health Group	066	MMH015	Adult Mental Health	99213	TD	TF			66.30	58					
Behavioral Health Providers	BHDDH Behavioral Health Group	066	MMA001	General Medicaid	99214					27.00	49	94.77	110.44	135.51	168.31	209.08
Behavioral Health Providers	BHDDH Behavioral Health Group	066	MMH015	Adult Mental Health	99214					118.00	240	94.77	110.44	135.51	168.31	209.08
Behavioral Health Providers	BHDDH Behavioral Health Group	066	MMH015	Adult Mental Health	99214	TD	TF			100.30	65					
Behavioral Health Providers	BHDDH Behavioral Health Group	066	MMH015	Adult Mental Health	99215					148.00	15	135.00	155.75	195.13	250.00	324.30
Behavioral Health Providers	BHDDH Behavioral Health Group	066	MMH015	Adult Mental Health	99215	TD	TF			125.80	2					
Behavioral Health Providers	BHDDH Behavioral Health Group	066	MBH015	Behavioral Services Non-DCYF	H0004	AJ				16.25	781					
Behavioral Health Providers	BHDDH Behavioral Health Group	066	MBH015	Behavioral Services Non-DCYF	H0004	HO				16.25	252					
Behavioral Health Providers	BHDDH Behavioral Health Group	066	MBH015	Behavioral Services Non-DCYF	H0004	HO	HR			18.75	36					
Behavioral Health Providers	BHDDH Behavioral Health Group	066	MBH015	Behavioral Services Non-DCYF	H0004	HO	HS			18.75	10					

State of Rhode Island Office of the Health Insurance Commissioner Appendix 1C National Commercial Allowed Benchmarks: Procedure Code											Commercial Allowed					
Major Service Category	Detailed Service Category	Billing Provider Code	Program Indicator Code	Program Description	Proc Code	Mod 1	Mod 2	Mod 3	Mod 4	Current Rate	SFY 2022 FFS Units	10 th Percentile	25 th Percentile	50 th Percentile	75 th Percentile	90 th Percentile
Behavioral Health Providers	BHDDH Behavioral Health Group	066	MBH015	Behavioral Services Non-DCYF	H0004	HQ	AJ			5.00	4					
Behavioral Health Providers	BHDDH Behavioral Health Group	066	MBH015	Behavioral Services Non-DCYF	H0004	HQ	HO			5.00	4					
Behavioral Health Providers	BHDDH Behavioral Health Group	066	MBH015	Behavioral Services Non-DCYF	H0031	AJ				100.00	30					
Behavioral Health Providers	BHDDH Behavioral Health Group	066	MBH015	Behavioral Services Non-DCYF	H0031	HO				100.00	5					
Behavioral Health Providers	BHDDH Behavioral Health Group	066	MBH015	Behavioral Services Non-DCYF	H2010					30.00	28					
Behavioral Health Providers	CMHC - ACT	061	MBA010	Assertive Community Treatment	H0040					41.65	140,144					
Behavioral Health Providers	CMHC - IHH	061	MBI010	Integrated Health Home	H0037					13.82	605,132					
Behavioral Health Providers	CMHC - MHPRR	061	MMH015	Adult Mental Health	H0019					85.00	1					
Behavioral Health Providers	CMHC - MHPRR	061	MMH015	Adult Mental Health	H0019	U1				85.00	4,669					
Behavioral Health Providers	CMHC - MHPRR	061	MMH015	Adult Mental Health	H0019	U3				125.00	11,137					
Behavioral Health Providers	CMHC - MHPRR	061	MMH015	Adult Mental Health	H0019	U4				125.00	31,937					
Behavioral Health Providers	CMHC - Other	061	MDC080	Proj Connect & Residential Counsel	H0019	U5				532.38	2,000					
Behavioral Health Providers	CMHC - MHPRR	061	MMH015	Adult Mental Health	H0019	U5				175.00	3,540					
Behavioral Health Providers	CMHC - Other	061	MDC080	Proj Connect & Residential Counsel	H0019	U6				571.14	2,543					
Behavioral Health Providers	CMHC - Other	061	MDC080	Proj Connect & Residential Counsel	H0019	U7				580.26	2,470					
Behavioral Health Providers	CMHC - Other	061	MDC080	Proj Connect & Residential Counsel	H0019	U8				661.50	2,171					
Behavioral Health Providers	CMHC - Other	061	MMH015	Adult Mental Health	90791	AJ				131.75	1					
Behavioral Health Providers	CMHC - Other	061	MMH015	Adult Mental Health	90791	HO				131.75	2					
Behavioral Health Providers	CMHC - Other	061	MMH015	Adult Mental Health	90791	UA				116.25	1					
Behavioral Health Providers	CMHC - Other	061	MMH015	Adult Mental Health	90792					294.35	1					
Behavioral Health Providers	CMHC - Other	061	MMH015	Adult Mental Health	90834	UA				67.20	1					
Behavioral Health Providers	CMHC - Other	061	MMH015	Adult Mental Health	99211					8.05	21					
Behavioral Health Providers	CMHC - Other	061	MMH015	Adult Mental Health	99211	TD				7.50	6					
Behavioral Health Providers	CMHC - Other	061	MMH015	Adult Mental Health	99213					78.00	1					
Behavioral Health Providers	CMHC - Other	061	MMH015	Adult Mental Health	99214					118.00	2					
Behavioral Health Providers	CMHC - Other	061	MBH090	Children's Intensive Services DHS	H0004					24.50	504					
Behavioral Health Providers	CMHC - Other	061	MMH015	Adult Mental Health	H0036	HN				21.25	4,099					
Behavioral Health Providers	CMHC - Other	061	MMA001	General Medicaid	H2001					223.50	12,856					
Behavioral Health Providers	CMHC - Other	061	MMA001	General Medicaid	H2011					22.50	2					
Behavioral Health Providers	CMHC - Other	061	MMH015	Adult Mental Health	H2011	U1				37.50	1,291					
Behavioral Health Providers	CMHC - Other	061	MBH090	Children's Intensive Services DHS	H2014					22.00	61					
Behavioral Health Providers	CMHC - Other	061	MDC080	Proj Connect & Residential Counsel	H2022					33.24	18,493					
Behavioral Health Providers	CMHC - Other	061	MMH015	Adult Mental Health	H2023					21.25	9,842					
Behavioral Health Providers	CMHC - Other	061	MBH090	Children's Intensive Services DHS	T1023					300.00	1					
Behavioral Health Providers	CMHC - Other	061	MMH010	Adult Mental Health	X0341					125.00	19					
Behavioral Health Providers	CMHC - Other	061	MAS010	Behavioral Health Acute	X0341	HH	TG			394.00	1,475					
Behavioral Health Providers	CMHC - Other	061	MBH090	Children's Intensive Services DHS	X0709					568.00	81					
Behavioral Health Providers	Children's Behavioral Health Group	047	MMA001	General Medicaid	90785					2.89	22	4.94	10.57	12.92	15.50	17.50
Behavioral Health Providers	Children's Behavioral Health Group	047	MBH015	Behavioral Services Non-DCYF	90791					150.00	30	90.00	115.00	140.88	173.16	197.39
Behavioral Health Providers	Children's Behavioral Health Group	047	MBH015	Behavioral Services Non-DCYF	90791	HP				125.00	10					
Behavioral Health Providers	Children's Behavioral Health Group	047	MBH015	Behavioral Services Non-DCYF	90832					47.50	3	40.00	52.82	65.81	80.61	100.00
Behavioral Health Providers	Children's Behavioral Health Group	047	MMA001	General Medicaid	90832					37.98	1	40.00	52.82	65.81	80.61	100.00
Behavioral Health Providers	Children's Behavioral Health Group	047	MBH015	Behavioral Services Non-DCYF	90832	HP				40.00	8					
Behavioral Health Providers	Children's Behavioral Health Group	047	MBH015	Behavioral Services Non-DCYF	90834					71.25	40	63.29	74.72	90.99	114.03	180.00
Behavioral Health Providers	Children's Behavioral Health Group	047	MBH015	Behavioral Services Non-DCYF	90834	HP				60.00	21					
Behavioral Health Providers	Children's Behavioral Health Group	047	MMA001	General Medicaid	90836					40.87	1	66.00	86.18	108.90	154.00	200.00
Behavioral Health Providers	Children's Behavioral Health Group	047	MBH015	Behavioral Services Non-DCYF	90837					95.00	19	81.40	100.00	110.00	146.70	164.00
Behavioral Health Providers	Children's Behavioral Health Group	047	MBH015	Behavioral Services Non-DCYF	90837	HP				80.00	20					
Behavioral Health Providers	Children's Behavioral Health Group	047	MMA001	General Medicaid	90838					65.84	1	75.00	110.33	127.25	156.13	204.32
Behavioral Health Providers	Children's Behavioral Health Group	047	MBH015	Behavioral Services Non-DCYF	90846	HP				90.00	10					
Behavioral Health Providers	Children's Behavioral Health Group	047	MBH015	Behavioral Services Non-DCYF	90847	HP				90.00	44					
Behavioral Health Providers	Children's Behavioral Health Group	047	MMA001	General Medicaid	96132					76.57	1	115.93	133.93	161.13	204.68	262.15
Behavioral Health Providers	Children's Behavioral Health Group	047	MMA001	General Medicaid	96133					58.41	4	88.95	102.00	123.11	155.11	202.94
Behavioral Health Providers	Children's Behavioral Health Group	047	MMA001	General Medicaid	96136					27.45	1	36.00	44.77	53.91	70.00	86.00
Behavioral Health Providers	Children's Behavioral Health Group	047	MMA001	General Medicaid	96137					25.39	5	36.00	41.36	50.62	64.48	78.00
Behavioral Health Providers	Children's Behavioral Health Group	047	MMA001	General Medicaid	99204					45.00	1	144.44	167.10	198.29	251.48	315.60

State of Rhode Island Office of the Health Insurance Commissioner Appendix 1C National Commercial Allowed Benchmarks: Procedure Code																
Major Service Category	Detailed Service Category	Billing Provider Code	Program Indicator Code	Program Description	Proc Code	Mod 1	Mod 2	Mod 3	Mod 4	Current Rate	SFY 2022 FFS Units	Commercial Allowed				
												10 th Percentile	25 th Percentile	50 th Percentile	75 th Percentile	90 th Percentile
Behavioral Health Providers	Children's Behavioral Health Group	047	MMA001	General Medicaid	99213					20.64	1	63.45	76.15	93.40	116.75	144.94
Behavioral Health Providers	Children's Behavioral Health Group	047	MMA001	General Medicaid	99214					27.00	2	94.77	110.44	135.51	168.31	209.08
Behavioral Health Providers	Children's Behavioral Health Group	047	MMA001	General Medicaid	99221					38.18	1					
Behavioral Health Providers	Children's Behavioral Health Group	047	MMA001	General Medicaid	99222					44.00	2					
Behavioral Health Providers	Children's Behavioral Health Group	047	MMA001	General Medicaid	99223					46.00	5					
Behavioral Health Providers	Children's Behavioral Health Group	047	MMA001	General Medicaid	99231					17.00	14					
Behavioral Health Providers	Children's Behavioral Health Group	047	MMA001	General Medicaid	99232					29.72	29					
Behavioral Health Providers	Children's Behavioral Health Group	047	MMA001	General Medicaid	99233					29.72	12					
Behavioral Health Providers	Children's Behavioral Health Group	047	MMA001	General Medicaid	99238					34.88	1					
Behavioral Health Providers	Children's Behavioral Health Group	047	MMA001	General Medicaid	99285					92.55	3					
Behavioral Health Providers	Children's Behavioral Health Group	047	MBH015	Behavioral Services Non-DCYF	H0004		AJ			16.25	109					
Behavioral Health Providers	Children's Behavioral Health Group	047	MBH010	Behavioral Health Services DHS	H0031		HO	H9		70.00	26					
Behavioral Health Providers	Children's Behavioral Health Group	047	MBH010	Behavioral Health Services DHS	H0031		HP	H9		80.00	27					
Behavioral Health Providers	Emergency Behavioral Health Service	111	MBL010	Behavioral Healthcare Link	S9485					598.50	1,155					
Behavioral Health Providers	Licensed Therapist	017	MBH015	Behavioral Services Non-DCYF	90791					150.00	1	90.00	115.00	140.88	173.16	197.39
Behavioral Health Providers	Licensed Therapist	017	MBH015	Behavioral Services Non-DCYF	90834					71.25	33	63.29	74.72	90.99	114.03	180.00
Behavioral Health Providers	Licensed Therapist	017	MBH015	Behavioral Services Non-DCYF	90837					95.00	2	81.40	100.00	110.00	146.70	164.00
Behavioral Health Providers	Licensed Therapist	017	MBH015	Behavioral Services Non-DCYF	H0004		HO	HR		18.75	48					
Behavioral Health Providers	Other Therapies	073	MHP010	Hippotherapy	92507					29.00	238	55.30	72.68	86.97	94.45	117.94
Behavioral Health Providers	Other Therapies	073	MHP010	Hippotherapy	92508					19.00	76					
Behavioral Health Providers	Other Therapies	073	MHP010	Hippotherapy	92523					85.00	5					
Behavioral Health Providers	Other Therapies	073	MMA001	General Medicaid	92526					21.47	15	66.17	73.94	89.50	109.81	124.00
Behavioral Health Providers	Other Therapies	073	MHP010	Hippotherapy	97110					14.50	256	18.16	23.73	26.11	33.23	40.30
Behavioral Health Providers	Other Therapies	073	MHP010	Hippotherapy	97110		GO			14.50	2	18.70	24.34	29.73	37.97	53.48
Behavioral Health Providers	Other Therapies	073	MHP010	Hippotherapy	97150		GO			19.00	4					
Behavioral Health Providers	Other Therapies	073	MHP010	Hippotherapy	97165					85.00	5					
Behavioral Health Providers	Other Therapies	073	MHP010	Hippotherapy	97168					85.00	2					
Behavioral Health Providers	Other Therapies	073	MMA001	General Medicaid	97530					15.89	444	23.23	25.97	33.09	40.69	46.00
Behavioral Health Providers	Other Therapies	073	MMA001	General Medicaid	97530		GO			15.89	1	22.79	26.40	33.09	40.40	51.47
Behavioral Health Providers	Other Therapies	073	MMA001	General Medicaid	97535					10.73	50	20.75	26.45	28.94	34.93	40.00
Behavioral Health Providers	Other Therapies	073	MMA001	General Medicaid	99214					27.00	1	94.77	110.44	135.51	168.31	209.08
Behavioral Health Providers	Other Therapies	073	MHP010	Hippotherapy	H0046					36.00	43					
Behavioral Health Providers	Other Therapies	073	MHP010	Hippotherapy	H0046		HO			55.00	1,181					
Behavioral Health Providers	Other Therapies	073	MHP010	Hippotherapy	H2014					27.50	29					
Behavioral Health Providers	Other Therapies	073	MHP010	Hippotherapy	H2014		HO			27.50	454					
Behavioral Health Providers	Other Therapies	073	MHP015	Clubhouse	H2031					50.00	4,401					
Behavioral Health Providers	Other Therapies	073	MHP010	Hippotherapy	S9446					20.00	3,019					
Behavioral Health Providers	Other Therapies	073	MHP010	Hippotherapy	T1016					16.00	1,234					
Behavioral Health Providers	Other Therapies	073	MHP010	Hippotherapy	T1024					31.00	4,388	26.39	26.39	33.84	33.84	33.84
Behavioral Health Providers	Peer Recovery Services	109	MBP010	Peer Support Services-MH	H0038		U2			13.50	4,268					
Behavioral Health Providers	Peer Recovery Services	109	MBP010	Peer Support Services-MH	H0038		U2	HQ		4.00	10					
Behavioral Health Providers	Peer Recovery Services	109	MBP011	Peer Support Services-SA	H0038		U3			13.50	4,236					
Behavioral Health Providers	Peer Recovery Services	109	MBP011	Peer Support Services-SA	H0038		U3	HQ		4.00	726					
Behavioral Health Providers	Psychologist	030	MMA001	General Medicaid	90791					91.44	34	90.00	115.00	140.88	173.16	197.39
Behavioral Health Providers	Psychologist	030	MMA001	General Medicaid	90832					37.98	124	40.00	52.82	65.81	80.61	100.00
Behavioral Health Providers	Psychologist	030	MMA001	General Medicaid	90834					48.92	4	63.29	74.72	90.99	114.03	180.00
Behavioral Health Providers	Psychologist	030	MMA001	General Medicaid	90834		GT			48.92	4	63.33	74.44	89.00	105.00	160.00
Behavioral Health Providers	Psychologist	030	MMA001	General Medicaid	90837					71.62	5	81.40	100.00	110.00	146.70	164.00
Behavioral Health Providers	Psychologist	030	MMA001	General Medicaid	90847					80.00	2	69.96	86.33	99.21	120.00	170.00
Behavioral Health Providers	Psychologist	030	MMA001	General Medicaid	96130					68.11	1	84.00	109.93	130.00	163.49	216.00
Behavioral Health Providers	Psychologist	030	MMA001	General Medicaid	96131					51.81	1	63.11	84.49	100.00	126.00	166.00
Behavioral Health Providers	Psychologist	030	MMA001	General Medicaid	96132					76.57	27	115.93	133.93	161.13	204.68	262.15
Behavioral Health Providers	Psychologist	030	MMA001	General Medicaid	96133					58.41	60	88.95	102.00	123.11	155.11	202.94
Behavioral Health Providers	Psychologist	030	MMA001	General Medicaid	96136					27.45	14	36.00	44.77	53.91	70.00	86.00
Behavioral Health Providers	Psychologist	030	MMA001	General Medicaid	96137					25.39	62	36.00	41.36	50.62	64.48	78.00
Behavioral Health Providers	Psychologist	030	MMA001	General Medicaid	96138					22.29	12					

State of Rhode Island Office of the Health Insurance Commissioner Appendix 1C National Commercial Allowed Benchmarks: Procedure Code																
Major Service Category	Detailed Service Category	Billing Provider Code	Program Indicator Code	Program Description	Proc Code	Mod 1	Mod 2	Mod 3	Mod 4	Current Rate	SFY 2022 FFS Units	Commercial Allowed				
												10 th Percentile	25 th Percentile	50 th Percentile	75 th Percentile	90 th Percentile
Behavioral Health Providers	Psychologist	030	MMA001	General Medicaid	96139					22.29	48	34.10	39.00	49.43	60.33	78.39
Behavioral Health Providers	Psychologist	030	MMA001	General Medicaid	99484					27.86	1					
Behavioral Health Providers	Substance Use Rehabilitation	060	MMA001	General Medicaid	80307					47.89	16	31.10	37.35	51.88	64.77	89.48
Behavioral Health Providers	Substance Use Rehabilitation	060	MMA001	General Medicaid	90791					91.44	3	90.00	115.00	140.88	173.16	197.39
Behavioral Health Providers	Substance Use Rehabilitation	060	MMA001	General Medicaid	90792					75.34	4	118.31	153.81	186.00	222.04	276.52
Behavioral Health Providers	Substance Use Rehabilitation	060	MMA001	General Medicaid	90832					37.98	3	40.00	52.82	65.81	80.61	100.00
Behavioral Health Providers	Substance Use Rehabilitation	060	MMA001	General Medicaid	90834					48.92	14	63.29	74.72	90.99	114.03	180.00
Behavioral Health Providers	Substance Use Rehabilitation	060	MMA001	General Medicaid	90834	95				48.92	2	67.00	78.18	100.99	132.46	200.00
Behavioral Health Providers	Substance Use Rehabilitation	060	MMA001	General Medicaid	90837					71.62	1	81.40	100.00	110.00	146.70	164.00
Behavioral Health Providers	Substance Use Rehabilitation	060	MMA001	General Medicaid	99204					45.00	2	144.44	167.10	198.29	251.48	315.60
Behavioral Health Providers	Substance Use Rehabilitation	060	MMA001	General Medicaid	99213					20.64	10	63.45	76.15	93.40	116.75	144.94
Behavioral Health Providers	Substance Use Rehabilitation	060	MMA001	General Medicaid	99214	95				27.00	2	90.29	113.71	142.41	179.64	235.99
Behavioral Health Providers	Substance Use Rehabilitation	060	MSA010	Substance Abuse Services	H0001					97.00	107					
Behavioral Health Providers	Substance Use Rehabilitation	060	MSA010	Substance Abuse Services	H0001	UD				97.00	34					
Behavioral Health Providers	Substance Use Rehabilitation	060	MSA010	Substance Abuse Services	H0004					17.94	4,837					
Behavioral Health Providers	Substance Use Rehabilitation	060	MSA010	Substance Abuse Services	H0004	UD				17.94	1,283					
Behavioral Health Providers	Substance Use Rehabilitation	060	MSA010	Substance Abuse Services	H0005					32.30	3,330					
Behavioral Health Providers	Substance Use Rehabilitation	060	MSA010	Substance Abuse Services	H0005	UD				32.30	2,428					
Behavioral Health Providers	Substance Use Rehabilitation	060	MSA010	Substance Abuse Services	H0015	HF				91.50	152					
Behavioral Health Providers	Substance Use Rehabilitation	060	MSA010	Substance Abuse Services	H0020					12.14	27,220					
Behavioral Health Providers	Substance Use Rehabilitation	060	MBO020	Opioid Treatment Program	H0037					7.64	40,300					
Behavioral Health Providers	Substance Use Rehabilitation	060	MSA010	Substance Abuse Services	H2036					91.50	29					
Children's Services	CEDAR	082	MCE010	CEDAR Center Services	T1023					900.00	55					
Children's Services	CEDAR	082	MCE010	CEDAR Center Services	T2022					25.00	114					
Children's Services	Early Intervention	059	MEI015	Early Intervention Non-MA	92522					217.21	2					
Children's Services	Early Intervention	059	MEI010	Early Intervention MA	92523					434.42	1					
Children's Services	Early Intervention	059	MEI015	Early Intervention Non-MA	92523					434.42	27					
Children's Services	Early Intervention	059	MEI010	Early Intervention MA	92523	52				217.21	6					
Children's Services	Early Intervention	059	MEI015	Early Intervention Non-MA	92523	52				217.21	64					
Children's Services	Early Intervention	059	MEI010	Early Intervention MA	97161					217.21	1	59.75	71.80	84.39	110.00	136.50
Children's Services	Early Intervention	059	MEI015	Early Intervention Non-MA	97161					217.21	14	59.75	71.80	84.39	110.00	136.50
Children's Services	Early Intervention	059	MEI010	Early Intervention MA	97162					217.21	2	59.75	71.80	82.23	100.37	124.65
Children's Services	Early Intervention	059	MEI015	Early Intervention Non-MA	97162					217.21	26	59.75	71.80	82.23	100.37	124.65
Children's Services	Early Intervention	059	MEI015	Early Intervention Non-MA	97163					217.21	7					
Children's Services	Early Intervention	059	MEI010	Early Intervention MA	97165					217.21	1					
Children's Services	Early Intervention	059	MEI015	Early Intervention Non-MA	97165					217.21	73					
Children's Services	Early Intervention	059	MEI010	Early Intervention MA	97166					217.21	1					
Children's Services	Early Intervention	059	MEI015	Early Intervention Non-MA	97166					217.21	41					
Children's Services	Early Intervention	059	MEI010	Early Intervention MA	97167					217.21	1					
Children's Services	Early Intervention	059	MEI015	Early Intervention Non-MA	97167					217.21	2					
Children's Services	Early Intervention	059	MEI015	Early Intervention Non-MA	97168					217.21	2					
Children's Services	Early Intervention	059	MMA001	General Medicaid	99502					59.95	37					
Children's Services	Early Intervention	059	MMA001	General Medicaid	99502	AJ				67.85	2					
Children's Services	Early Intervention	059	MMA001	General Medicaid	99502	TD				85.86	155					
Children's Services	Early Intervention	059	MEI010	Early Intervention MA	H0046					68.79	49					
Children's Services	Early Intervention	059	MEI015	Early Intervention Non-MA	H0046					68.79	478					
Children's Services	Early Intervention	059	MEI010	Early Intervention MA	H2000					1064.36	73					
Children's Services	Early Intervention	059	MEI015	Early Intervention Non-MA	H2000					1064.36	619					
Children's Services	Early Intervention	059	MEI010	Early Intervention MA	S9446					21.72	19					
Children's Services	Early Intervention	059	MEI015	Early Intervention Non-MA	S9446					21.72	247					
Children's Services	Early Intervention	059	MEI015	Early Intervention Non-MA	S9446	GO				21.72	12					
Children's Services	Early Intervention	059	MEI010	Early Intervention MA	S9446	TF				21.72	16					
Children's Services	Early Intervention	059	MEI015	Early Intervention Non-MA	S9446	TF				21.72	64					
Children's Services	Early Intervention	059	MEI010	Early Intervention MA	S9446	TG				27.83	12					
Children's Services	Early Intervention	059	MEI015	Early Intervention Non-MA	S9446	TG				27.83	411					
Children's Services	Early Intervention	059	MEI010	Early Intervention MA	T1013					25.59	217					

State of Rhode Island Office of the Health Insurance Commissioner Appendix 1C National Commercial Allowed Benchmarks: Procedure Code											Commercial Allowed					
Major Service Category	Detailed Service Category	Billing Provider Code	Program Indicator Code	Program Description	Proc Code	Mod 1	Mod 2	Mod 3	Mod 4	Current Rate	SFY 2022 FFS Units	10 th	25 th	50 th	75 th	90 th
												Percentile	Percentile	Percentile	Percentile	Percentile
Children's Services	Early Intervention	059	MEI015	Early Intervention Non-MA	T1013					25.59	474					
Children's Services	Early Intervention	059	MEI010	Early Intervention MA	T1013	TL				25.59	49					
Children's Services	Early Intervention	059	MEI015	Early Intervention Non-MA	T1013	TL				25.59	115					
Children's Services	Early Intervention	059	MEI010	Early Intervention MA	T1016					25.35	1,241					
Children's Services	Early Intervention	059	MEI015	Early Intervention Non-MA	T1016					25.35	8,100					
Children's Services	Early Intervention	059	MEI010	Early Intervention MA	T1016	TF				50.69	503					
Children's Services	Early Intervention	059	MEI015	Early Intervention Non-MA	T1016	TF				50.69	3,698					
Children's Services	Early Intervention	059	MEI015	Early Intervention Non-MA	T1016	TF	U2			25.35	1					
Children's Services	Early Intervention	059	MEI010	Early Intervention MA	T1016	TG				76.04	69					
Children's Services	Early Intervention	059	MEI015	Early Intervention Non-MA	T1016	TG				76.04	296					
Children's Services	Early Intervention	059	MEI010	Early Intervention MA	T1023					228.11	66					
Children's Services	Early Intervention	059	MEI015	Early Intervention Non-MA	T1023					228.11	574					
Children's Services	Early Intervention	059	MEI010	Early Intervention MA	T1023	TL				50.69	71					
Children's Services	Early Intervention	059	MEI015	Early Intervention Non-MA	T1023	TL				50.69	579					
Children's Services	Early Intervention	059	MEI010	Early Intervention MA	T1024					43.44	1,274	26.39	26.39	33.84	33.84	33.84
Children's Services	Early Intervention	059	MEI015	Early Intervention Non-MA	T1024					43.44	12,377	26.39	26.39	33.84	33.84	33.84
Children's Services	Early Intervention	059	MEI010	Early Intervention MA	T1024	AE				43.44	38					
Children's Services	Early Intervention	059	MEI015	Early Intervention Non-MA	T1024	AE				43.44	145					
Children's Services	Early Intervention	059	MEI015	Early Intervention Non-MA	T1024	AJ				43.44	66	33.84	33.84	33.84	33.84	33.84
Children's Services	Early Intervention	059	MEI010	Early Intervention MA	T1024	GN				43.44	1,026	29.96	31.47	33.84	33.84	33.84
Children's Services	Early Intervention	059	MEI015	Early Intervention Non-MA	T1024	GN				43.44	9,493	29.96	31.47	33.84	33.84	33.84
Children's Services	Early Intervention	059	MEI010	Early Intervention MA	T1024	GO				43.44	1,015	29.96	33.84	33.84	33.84	33.84
Children's Services	Early Intervention	059	MEI015	Early Intervention Non-MA	T1024	GO				43.44	4,762	29.96	33.84	33.84	33.84	33.84
Children's Services	Early Intervention	059	MEI010	Early Intervention MA	T1024	GP				43.44	871	29.96	33.84	33.84	33.84	33.84
Children's Services	Early Intervention	059	MEI015	Early Intervention Non-MA	T1024	GP				43.44	2,440	29.96	33.84	33.84	33.84	33.84
Children's Services	Early Intervention	059	MEI010	Early Intervention MA	T1024	HN				29.70	646	33.84	33.84	33.84	33.84	33.84
Children's Services	Early Intervention	059	MEI015	Early Intervention Non-MA	T1024	HN				29.70	3,453	33.84	33.84	33.84	33.84	33.84
Children's Services	Early Intervention	059	MEI010	Early Intervention MA	T1024	TD				43.44	89	33.84	33.84	33.84	33.84	33.84
Children's Services	Early Intervention	059	MEI015	Early Intervention Non-MA	T1024	TD				43.44	242	33.84	33.84	33.84	33.84	33.84
Children's Services	Early Intervention	059	MEI010	Early Intervention MA	T1024	TG				43.44	10					
Children's Services	Early Intervention	059	MEI015	Early Intervention Non-MA	T1024	TG				43.44	54					
Children's Services	Early Intervention	059	MEI010	Early Intervention MA	T1024	TG	HO			43.44	10					
Children's Services	Early Intervention	059	MEI010	Early Intervention MA	T1024	TL	HO			43.44	13					
Children's Services	Early Intervention	059	MEI015	Early Intervention Non-MA	T1024	TL	HO			43.44	71					
Children's Services	Early Intervention	059	MEI010	Early Intervention MA	T1027					43.44	1,083					
Children's Services	Early Intervention	059	MEI015	Early Intervention Non-MA	T1027					43.44	10,733					
Children's Services	Early Intervention	059	MEI010	Early Intervention MA	T1027	AE				43.44	77					
Children's Services	Early Intervention	059	MEI015	Early Intervention Non-MA	T1027	AE				43.44	253					
Children's Services	Early Intervention	059	MEI010	Early Intervention MA	T1027	AJ				43.44	23					
Children's Services	Early Intervention	059	MEI015	Early Intervention Non-MA	T1027	AJ				43.44	196					
Children's Services	Early Intervention	059	MEI010	Early Intervention MA	T1027	GN				43.44	1,078					
Children's Services	Early Intervention	059	MEI015	Early Intervention Non-MA	T1027	GN				43.44	12,869					
Children's Services	Early Intervention	059	MEI010	Early Intervention MA	T1027	GO				43.44	942					
Children's Services	Early Intervention	059	MEI015	Early Intervention Non-MA	T1027	GO				43.44	4,733					
Children's Services	Early Intervention	059	MEI010	Early Intervention MA	T1027	GP				43.44	1,405					
Children's Services	Early Intervention	059	MEI015	Early Intervention Non-MA	T1027	GP				43.44	5,359					
Children's Services	Early Intervention	059	MEI010	Early Intervention MA	T1027	HN				29.70	336					
Children's Services	Early Intervention	059	MEI015	Early Intervention Non-MA	T1027	HN				29.70	2,652					
Children's Services	Early Intervention	059	MEI010	Early Intervention MA	T1027	TD				43.44	101					
Children's Services	Early Intervention	059	MEI015	Early Intervention Non-MA	T1027	TD				43.44	201					
Children's Services	Early Intervention	059	MEI010	Early Intervention MA	T1027	TG				43.44	24					
Children's Services	Early Intervention	059	MEI015	Early Intervention Non-MA	T1027	TG				43.44	83					
Children's Services	Early Intervention	059	MEI015	Early Intervention Non-MA	T1027	TG	HO			43.44	30					
Children's Services	Early Intervention	059	MEI010	Early Intervention MA	T2004					14.49	2					
Children's Services	Early Intervention	059	MEI015	Early Intervention Non-MA	V2799					43.44	4					
Children's Services	Home/Center Based Therapeutic Services	080	MMA001	General Medicaid	90837					71.62	9	81.40	100.00	110.00	146.70	164.00

State of Rhode Island Office of the Health Insurance Commissioner Appendix 1C National Commercial Allowed Benchmarks: Procedure Code																
Major Service Category	Detailed Service Category	Billing Provider Code	Program Indicator Code	Program Description	Proc Code	Mod 1	Mod 2	Mod 3	Mod 4	Current Rate	SFY 2022 FFS Units	Commercial Allowed				
												10 th Percentile	25 th Percentile	50 th Percentile	75 th Percentile	90 th Percentile
Children's Services	Home/Center Based Therapeutic Services	080	MMA001	General Medicaid	90847					80.00	2	69.96	86.33	99.21	120.00	170.00
Children's Services	Home/Center Based Therapeutic Services	080	MMA001	General Medicaid	90853					14.40	9	19.79	25.12	31.72	41.12	80.00
Children's Services	Home/Center Based Therapeutic Services	080	MCE030	CEDAR Direct- Kids Connect	97150					8.00	204,705					
Children's Services	Home/Center Based Therapeutic Services	080	MCE030	CEDAR Direct- Kids Connect	97150	HA				16.00	19,443					
Children's Services	Home/Center Based Therapeutic Services	080	MCE025	CEDAR Direct For HBTS And PAS	H0046					36.00	11,864					
Children's Services	Home/Center Based Therapeutic Services	080	MCE025	CEDAR Direct For HBTS And PAS	H0046	HN				15.68	162					
Children's Services	Home/Center Based Therapeutic Services	080	MCE025	CEDAR Direct For HBTS And PAS	H0046	HO				55.00	15,529					
Children's Services	Home/Center Based Therapeutic Services	080	MCE025	CEDAR Direct For HBTS And PAS	H0046	HO	U1			27.50	6,407					
Children's Services	Home/Center Based Therapeutic Services	080	MCE025	CEDAR Direct For HBTS And PAS	H0046	HO	XP			55.00	28					
Children's Services	Home/Center Based Therapeutic Services	080	MCE025	CEDAR Direct For HBTS And PAS	H0046	HP				65.00	2					
Children's Services	Home/Center Based Therapeutic Services	080	MCE025	CEDAR Direct For HBTS And PAS	H0046	HP	U1			32.50	8					
Children's Services	Home/Center Based Therapeutic Services	080	MCE025	CEDAR Direct For HBTS And PAS	H0046	U1				18.00	3,051					
Children's Services	Home/Center Based Therapeutic Services	080	MCE030	CEDAR Direct- Kids Connect	H2000					330.00	84					
Children's Services	Home/Center Based Therapeutic Services	080	MCE025	CEDAR Direct For HBTS And PAS	H2014					27.50	1,438					
Children's Services	Home/Center Based Therapeutic Services	080	MCE025	CEDAR Direct For HBTS And PAS	H2014	HO				27.50	8,203					
Children's Services	Home/Center Based Therapeutic Services	080	MCE025	CEDAR Direct For HBTS And PAS	H2014	HP				32.50	12					
Children's Services	Home/Center Based Therapeutic Services	080	MCE025	CEDAR Direct For HBTS And PAS	H2016					4.95	91,876					
Children's Services	Home/Center Based Therapeutic Services	080	MCE030	CEDAR Direct- Kids Connect	H2021					40.00	244					
Children's Services	Home/Center Based Therapeutic Services	080	MCE025	CEDAR Direct For HBTS And PAS	S9446					20.00	757					
Children's Services	Home/Center Based Therapeutic Services	080	MRP019	ICF/MR Respite Waiver	T1005					9.00	63,253					
Children's Services	Home/Center Based Therapeutic Services	080	MRP020	Hospital/SNF Respite Waiver	T1005					9.00	659					
Children's Services	Home/Center Based Therapeutic Services	080	MRP021	Psych Hospital Respite Waiver	T1005					9.00	72					
Children's Services	Home/Center Based Therapeutic Services	080	MRP019	ICF/MR Respite Waiver	T1005	UN				2.30	5,547					
Children's Services	Home/Center Based Therapeutic Services	080	MRP019	ICF/MR Respite Waiver	T1005	UP				2.30	228					
Children's Services	Home/Center Based Therapeutic Services	080	MCE025	CEDAR Direct For HBTS And PAS	T1013					25.00	35					
Children's Services	Home/Center Based Therapeutic Services	080	MCE025	CEDAR Direct For HBTS And PAS	T1013	U1				25.00	11					
Children's Services	Home/Center Based Therapeutic Services	080	MCE025	CEDAR Direct For HBTS And PAS	T1016					16.00	50,689					
Children's Services	Home/Center Based Therapeutic Services	080	MCE025	CEDAR Direct For HBTS And PAS	T1016	U1				13.50	38,898					
Children's Services	Home/Center Based Therapeutic Services	080	MCE025	CEDAR Direct For HBTS And PAS	T1019					11.25	5,850					
Children's Services	Home/Center Based Therapeutic Services	080	MCE025	CEDAR Direct For HBTS And PAS	T1019	TF				11.25	30,147					
Children's Services	Home/Center Based Therapeutic Services	080	MCE025	CEDAR Direct For HBTS And PAS	T1019	TG				11.25	354,205					
Children's Services	Home/Center Based Therapeutic Services	080	MCE025	CEDAR Direct For HBTS And PAS	T1023	U1				330.00	213					
Children's Services	Home/Center Based Therapeutic Services	080	MCE025	CEDAR Direct For HBTS And PAS	T1024					31.00	55,579	26.39	26.39	33.84	33.84	33.84
Children's Services	Home/Center Based Therapeutic Services	080	MCE025	CEDAR Direct For HBTS And PAS	T1024	U1				15.50	41,505					
Children's Services	Home/Center Based Therapeutic Services	080	MCE025	CEDAR Direct For HBTS And PAS	T1024	XP				31.00	13					
Children's Services	Home/Center Based Therapeutic Services	080	MCE025	CEDAR Direct For HBTS And PAS	T1027					27.50	16,117					
Children's Services	Home/Center Based Therapeutic Services	080	MRP019	ICF/MR Respite Waiver	T2024					220.00	213					
Children's Services	Home/Center Based Therapeutic Services	080	MRP020	Hospital/SNF Respite Waiver	T2024					220.00	1					
Children's Services	Home/Center Based Therapeutic Services	080	MRP021	Psych Hospital Respite Waiver	T2024					220.00	2					

Notes

1. Services included are limited to those listed in Appendix 1 of the *Reimbursement rates report* dated March 29, 2023.
2. The Medicaid FFS rates are effective as of February 28, 2023, and the time period represented by the benchmarks is prior to this date.
3. National commercial benchmark data was limited to calendar year 2021 and all 50 U.S. states.
4. Insight into service requirements (e.g., required professional credentials) or payment structure (e.g., billed unit type) is not always available for claims-based benchmarks. Differences in these items may contribute to the reimbursement variances noted in this report.
5. Benchmarks are subject to data availability. Not all Medicaid services within a service category are benchmarked. See the Methodology section of the accompanying "Private Payer, Medicare, and Medicaid MCO Rate Benchmarks" report for further information.
6. Commercial benchmark data was sourced from the Milliman Consolidated Health Cost Guidelines™ Sources Database (CHSD). Several national and regional health plans contribute their annual enrollment and claims detail to this database with over 75 million commercially insured lives.

APPENDIX 1D

National commercial billed benchmarks: Procedure code

State of Rhode Island Office of the Health Insurance Commissioner Appendix 1D National Commercial Billed Benchmarks: Procedure Code																
Major Service Category	Detailed Service Category	Billing Provider Code	Program Indicator Code	Program Description	Proc Code	Mod 1	Mod 2	Mod 3	Mod 4	Current Rate	SFY 2022 FFS Units	Commercial Billed				
												10 th Percentile	25 th Percentile	50 th Percentile	75 th Percentile	90 th Percentile
Behavioral Health Providers	BHDDH Behavioral Health Group	066	MBH015	Behavioral Services Non-DCYF	90791					150.00	3	135.00	159.32	200.00	250.00	350.00
Behavioral Health Providers	BHDDH Behavioral Health Group	066	MMH015	Adult Mental Health	90791	AJ				131.75	99	136.95	160.00	200.00	250.00	320.00
Behavioral Health Providers	BHDDH Behavioral Health Group	066	MMH015	Adult Mental Health	90791	HF				108.50	17					
Behavioral Health Providers	BHDDH Behavioral Health Group	066	MMH015	Adult Mental Health	90791	HO				131.75	114	150.00	165.00	200.00	249.00	300.00
Behavioral Health Providers	BHDDH Behavioral Health Group	066	MMH015	Adult Mental Health	90791	TD				124.00	109					
Behavioral Health Providers	BHDDH Behavioral Health Group	066	MMH015	Adult Mental Health	90791	UA				116.25	38					
Behavioral Health Providers	BHDDH Behavioral Health Group	066	MMA001	General Medicaid	90792					75.34	2	208.67	250.00	300.00	393.42	504.00
Behavioral Health Providers	BHDDH Behavioral Health Group	066	MMH015	Adult Mental Health	90792					294.35	62	208.67	250.00	300.00	393.42	504.00
Behavioral Health Providers	BHDDH Behavioral Health Group	066	MMH015	Adult Mental Health	90792	TD	TF			250.20	11					
Behavioral Health Providers	BHDDH Behavioral Health Group	066	MBH015	Behavioral Services Non-DCYF	90832					47.50	10	62.50	79.00	100.00	146.92	189.50
Behavioral Health Providers	BHDDH Behavioral Health Group	066	MMH015	Adult Mental Health	90832	AJ				52.50	79	75.00	95.00	108.87	130.00	156.00
Behavioral Health Providers	BHDDH Behavioral Health Group	066	MMH015	Adult Mental Health	90832	HF				45.50	157					
Behavioral Health Providers	BHDDH Behavioral Health Group	066	MMH015	Adult Mental Health	90832	HO				52.50	281	74.00	85.00	103.00	113.00	171.00
Behavioral Health Providers	BHDDH Behavioral Health Group	066	MMH015	Adult Mental Health	90832	UA				49.00	253					
Behavioral Health Providers	BHDDH Behavioral Health Group	066	MMA001	General Medicaid	90833					25.18	12	75.00	90.36	112.00	144.00	175.00
Behavioral Health Providers	BHDDH Behavioral Health Group	066	MMH015	Adult Mental Health	90833					42.00	16	75.00	90.36	112.00	144.00	175.00
Behavioral Health Providers	BHDDH Behavioral Health Group	066	MMH015	Adult Mental Health	90833	TD	TF			37.50	1					
Behavioral Health Providers	BHDDH Behavioral Health Group	066	MBH015	Behavioral Services Non-DCYF	90834					71.25	52	100.00	120.00	149.00	185.00	250.00
Behavioral Health Providers	BHDDH Behavioral Health Group	066	MMH015	Adult Mental Health	90834	AJ				72.00	173	97.09	115.00	130.00	150.00	200.00
Behavioral Health Providers	BHDDH Behavioral Health Group	066	MMH015	Adult Mental Health	90834	HF				62.40	202					
Behavioral Health Providers	BHDDH Behavioral Health Group	066	MMH015	Adult Mental Health	90834	HO				72.00	573	100.00	110.00	132.00	150.00	175.00
Behavioral Health Providers	BHDDH Behavioral Health Group	066	MMH015	Adult Mental Health	90834	UA				67.20	400					
Behavioral Health Providers	BHDDH Behavioral Health Group	066	MMA001	General Medicaid	90836					40.87	6	100.00	125.00	160.00	200.00	250.00
Behavioral Health Providers	BHDDH Behavioral Health Group	066	MBH015	Behavioral Services Non-DCYF	90837					95.00	1	120.00	135.00	159.00	198.98	250.00
Behavioral Health Providers	BHDDH Behavioral Health Group	066	MMH015	Adult Mental Health	90837	AJ				75.00	59	120.00	140.00	160.00	192.00	225.64
Behavioral Health Providers	BHDDH Behavioral Health Group	066	MMH015	Adult Mental Health	90837	HF				65.00	27					
Behavioral Health Providers	BHDDH Behavioral Health Group	066	MMH015	Adult Mental Health	90837	HO				75.00	189	120.00	150.00	160.00	200.00	225.00
Behavioral Health Providers	BHDDH Behavioral Health Group	066	MMH015	Adult Mental Health	90837	UA				70.00	137					
Behavioral Health Providers	BHDDH Behavioral Health Group	066	MMH015	Adult Mental Health	90846					90.00	1	100.00	125.00	150.00	200.00	263.81
Behavioral Health Providers	BHDDH Behavioral Health Group	066	MMH015	Adult Mental Health	90846	AJ				67.50	1					
Behavioral Health Providers	BHDDH Behavioral Health Group	066	MMH015	Adult Mental Health	90847					96.00	1	104.44	125.00	150.00	195.00	255.00
Behavioral Health Providers	BHDDH Behavioral Health Group	066	MMH015	Adult Mental Health	90847	HO				72.00	2	106.67	124.00	150.00	175.00	185.00
Behavioral Health Providers	BHDDH Behavioral Health Group	066	MMH015	Adult Mental Health	90847	UA				67.20	2					
Behavioral Health Providers	BHDDH Behavioral Health Group	066	MMH015	Adult Mental Health	90853					48.00	1	31.63	50.00	75.00	118.00	270.00
Behavioral Health Providers	BHDDH Behavioral Health Group	066	MMH015	Adult Mental Health	90853	AJ				36.00	2					
Behavioral Health Providers	BHDDH Behavioral Health Group	066	MMH015	Adult Mental Health	90853	HF				31.20	89					
Behavioral Health Providers	BHDDH Behavioral Health Group	066	MMH015	Adult Mental Health	90853	HO				36.00	34					
Behavioral Health Providers	BHDDH Behavioral Health Group	066	MMH015	Adult Mental Health	90853	UA				33.60	13					
Behavioral Health Providers	BHDDH Behavioral Health Group	066	MMA001	General Medicaid	92203					29.00	6	148.00	177.00	223.00	282.85	336.00
Behavioral Health Providers	BHDDH Behavioral Health Group	066	MMA001	General Medicaid	92204					45.00	8	228.00	275.00	340.00	439.37	522.00
Behavioral Health Providers	BHDDH Behavioral Health Group	066	MMA001	General Medicaid	92205					46.00	2	290.00	358.00	450.00	595.00	710.00
Behavioral Health Providers	BHDDH Behavioral Health Group	066	MMH015	Adult Mental Health	92211					8.05	152	33.40	39.00	50.84	70.00	128.00
Behavioral Health Providers	BHDDH Behavioral Health Group	066	MMH015	Adult Mental Health	92211	TD				7.50	4,333					
Behavioral Health Providers	BHDDH Behavioral Health Group	066	MMH015	Adult Mental Health	92212					56.00	7	62.00	75.00	95.00	125.12	162.00
Behavioral Health Providers	BHDDH Behavioral Health Group	066	MMA001	General Medicaid	92213					20.64	27	100.00	120.00	149.00	194.00	237.80
Behavioral Health Providers	BHDDH Behavioral Health Group	066	MMH015	Adult Mental Health	92213					78.00	192	100.00	120.00	149.00	194.00	237.80
Behavioral Health Providers	BHDDH Behavioral Health Group	066	MMH015	Adult Mental Health	92213	TD	TF			66.30	58					
Behavioral Health Providers	BHDDH Behavioral Health Group	066	MMA001	General Medicaid	92214					27.00	49	150.00	177.00	220.00	284.00	350.00
Behavioral Health Providers	BHDDH Behavioral Health Group	066	MMH015	Adult Mental Health	92214					118.00	240	150.00	177.00	220.00	284.00	350.00
Behavioral Health Providers	BHDDH Behavioral Health Group	066	MMH015	Adult Mental Health	92214	TD	TF			100.30	65					
Behavioral Health Providers	BHDDH Behavioral Health Group	066	MMH015	Adult Mental Health	92215					148.00	15	206.00	260.00	323.00	423.00	507.00
Behavioral Health Providers	BHDDH Behavioral Health Group	066	MMH015	Adult Mental Health	92215	TD	TF			125.80	2					
Behavioral Health Providers	BHDDH Behavioral Health Group	066	MBH015	Behavioral Services Non-DCYF	H0004	AJ				16.25	781					
Behavioral Health Providers	BHDDH Behavioral Health Group	066	MBH015	Behavioral Services Non-DCYF	H0004	HO				16.25	252					
Behavioral Health Providers	BHDDH Behavioral Health Group	066	MBH015	Behavioral Services Non-DCYF	H0004	HO	HR			18.75	36					
Behavioral Health Providers	BHDDH Behavioral Health Group	066	MBH015	Behavioral Services Non-DCYF	H0004	HO	HS			18.75	10					

State of Rhode Island Office of the Health Insurance Commissioner Appendix 1D National Commercial Billed Benchmarks: Procedure Code											Commercial Billed					
Major Service Category	Detailed Service Category	Billing Provider Code	Program Indicator Code	Program Description	Proc Code	Mod 1	Mod 2	Mod 3	Mod 4	Current Rate	SFY 2022 FFS Units	10 th Percentile	25 th Percentile	50 th Percentile	75 th Percentile	90 th Percentile
Behavioral Health Providers	BHDDH Behavioral Health Group	066	MBH015	Behavioral Services Non-DCYF	H0004	HQ	AJ			5.00	4					
Behavioral Health Providers	BHDDH Behavioral Health Group	066	MBH015	Behavioral Services Non-DCYF	H0004	HQ	HO			5.00	4					
Behavioral Health Providers	BHDDH Behavioral Health Group	066	MBH015	Behavioral Services Non-DCYF	H0031	AJ				100.00	30					
Behavioral Health Providers	BHDDH Behavioral Health Group	066	MBH015	Behavioral Services Non-DCYF	H0031	HO				100.00	5					
Behavioral Health Providers	BHDDH Behavioral Health Group	066	MBH015	Behavioral Services Non-DCYF	H2010					30.00	28					
Behavioral Health Providers	CMHC - ACT	061	MBA010	Assertive Community Treatment	H0040					41.65	140,144					
Behavioral Health Providers	CMHC - IHH	061	MBI010	Integrated Health Home	H0037					13.82	605,132					
Behavioral Health Providers	CMHC - MHPRR	061	MMH015	Adult Mental Health	H0019					85.00	1					
Behavioral Health Providers	CMHC - MHPRR	061	MMH015	Adult Mental Health	H0019	U1				85.00	4,669					
Behavioral Health Providers	CMHC - MHPRR	061	MMH015	Adult Mental Health	H0019	U3				125.00	11,137					
Behavioral Health Providers	CMHC - MHPRR	061	MMH015	Adult Mental Health	H0019	U4				125.00	31,937					
Behavioral Health Providers	CMHC - Other	061	MDC080	Proj Connect & Residential Counsel	H0019	U5				532.38	2,000					
Behavioral Health Providers	CMHC - MHPRR	061	MMH015	Adult Mental Health	H0019	U5				175.00	3,540					
Behavioral Health Providers	CMHC - Other	061	MDC080	Proj Connect & Residential Counsel	H0019	U6				571.14	2,543					
Behavioral Health Providers	CMHC - Other	061	MDC080	Proj Connect & Residential Counsel	H0019	U7				580.26	2,470					
Behavioral Health Providers	CMHC - Other	061	MDC080	Proj Connect & Residential Counsel	H0019	U8				661.50	2,171					
Behavioral Health Providers	CMHC - Other	061	MMH015	Adult Mental Health	90791	AJ				131.75	1					
Behavioral Health Providers	CMHC - Other	061	MMH015	Adult Mental Health	90791	HO				131.75	2					
Behavioral Health Providers	CMHC - Other	061	MMH015	Adult Mental Health	90791	UA				116.25	1					
Behavioral Health Providers	CMHC - Other	061	MMH015	Adult Mental Health	90792					294.35	1					
Behavioral Health Providers	CMHC - Other	061	MMH015	Adult Mental Health	90834	UA				67.20	1					
Behavioral Health Providers	CMHC - Other	061	MMH015	Adult Mental Health	99211					8.05	21					
Behavioral Health Providers	CMHC - Other	061	MMH015	Adult Mental Health	99211	TD				7.50	6					
Behavioral Health Providers	CMHC - Other	061	MMH015	Adult Mental Health	99213					78.00	1					
Behavioral Health Providers	CMHC - Other	061	MMH015	Adult Mental Health	99214					118.00	2					
Behavioral Health Providers	CMHC - Other	061	MBH090	Children's Intensive Services DHS	H0004					24.50	504					
Behavioral Health Providers	CMHC - Other	061	MMH015	Adult Mental Health	H0036	HN				21.25	4,099					
Behavioral Health Providers	CMHC - Other	061	MMA001	General Medicaid	H2001					223.50	12,856					
Behavioral Health Providers	CMHC - Other	061	MMA001	General Medicaid	H2011					22.50	2					
Behavioral Health Providers	CMHC - Other	061	MMH015	Adult Mental Health	H2011	U1				37.50	1,291					
Behavioral Health Providers	CMHC - Other	061	MBH090	Children's Intensive Services DHS	H2014					22.00	61					
Behavioral Health Providers	CMHC - Other	061	MDC080	Proj Connect & Residential Counsel	H2022					33.24	18,493					
Behavioral Health Providers	CMHC - Other	061	MMH015	Adult Mental Health	H2023					21.25	9,842					
Behavioral Health Providers	CMHC - Other	061	MBH090	Children's Intensive Services DHS	T1023					300.00	1					
Behavioral Health Providers	CMHC - Other	061	MMH010	Adult Mental Health	X0341					125.00	19					
Behavioral Health Providers	CMHC - Other	061	MAS010	Behavioral Health Acute	X0341	HH	TG			394.00	1,475					
Behavioral Health Providers	CMHC - Other	061	MBH090	Children's Intensive Services DHS	X0709					568.00	81					
Behavioral Health Providers	Children's Behavioral Health Group	047	MMA001	General Medicaid	90785					2.89	22	14.00	20.00	25.00	31.00	50.00
Behavioral Health Providers	Children's Behavioral Health Group	047	MBH015	Behavioral Services Non-DCYF	90791					150.00	30	135.00	159.32	200.00	250.00	350.00
Behavioral Health Providers	Children's Behavioral Health Group	047	MBH015	Behavioral Services Non-DCYF	90791	HP				125.00	10					
Behavioral Health Providers	Children's Behavioral Health Group	047	MBH015	Behavioral Services Non-DCYF	90832					47.50	3	62.50	79.00	100.00	146.92	189.50
Behavioral Health Providers	Children's Behavioral Health Group	047	MMA001	General Medicaid	90832					37.98	1	62.50	79.00	100.00	146.92	189.50
Behavioral Health Providers	Children's Behavioral Health Group	047	MBH015	Behavioral Services Non-DCYF	90832	HP				40.00	8					
Behavioral Health Providers	Children's Behavioral Health Group	047	MBH015	Behavioral Services Non-DCYF	90834					71.25	40	100.00	120.00	149.00	185.00	250.00
Behavioral Health Providers	Children's Behavioral Health Group	047	MBH015	Behavioral Services Non-DCYF	90834	HP				60.00	21					
Behavioral Health Providers	Children's Behavioral Health Group	047	MMA001	General Medicaid	90836					40.87	1	100.00	125.00	160.00	200.00	250.00
Behavioral Health Providers	Children's Behavioral Health Group	047	MBH015	Behavioral Services Non-DCYF	90837					95.00	19	120.00	135.00	159.00	198.98	250.00
Behavioral Health Providers	Children's Behavioral Health Group	047	MBH015	Behavioral Services Non-DCYF	90837	HP				80.00	20					
Behavioral Health Providers	Children's Behavioral Health Group	047	MMA001	General Medicaid	90838					65.84	1	125.00	157.00	192.00	231.00	300.00
Behavioral Health Providers	Children's Behavioral Health Group	047	MBH015	Behavioral Services Non-DCYF	90846	HP				90.00	10					
Behavioral Health Providers	Children's Behavioral Health Group	047	MBH015	Behavioral Services Non-DCYF	90847	HP				90.00	44					
Behavioral Health Providers	Children's Behavioral Health Group	047	MMA001	General Medicaid	96132					76.57	1	150.00	200.00	263.79	350.00	537.00
Behavioral Health Providers	Children's Behavioral Health Group	047	MMA001	General Medicaid	96133					58.41	4	125.00	179.00	225.00	300.00	411.43
Behavioral Health Providers	Children's Behavioral Health Group	047	MMA001	General Medicaid	96136					27.45	1	60.00	80.00	100.00	130.00	195.00
Behavioral Health Providers	Children's Behavioral Health Group	047	MMA001	General Medicaid	96137					25.39	5	60.00	76.00	100.00	130.00	200.00
Behavioral Health Providers	Children's Behavioral Health Group	047	MMA001	General Medicaid	99204					45.00	1	228.00	275.00	340.00	439.37	522.00

State of Rhode Island Office of the Health Insurance Commissioner Appendix 1D National Commercial Billed Benchmarks: Procedure Code											Commercial Billed					
Major Service Category	Detailed Service Category	Billing Provider Code	Program Indicator Code	Program Description	Proc Code	Mod 1	Mod 2	Mod 3	Mod 4	Current Rate	SFY 2022 FFS Units	10 th	25 th	50 th	75 th	90 th
												Percentile	Percentile	Percentile	Percentile	Percentile
Behavioral Health Providers	Children's Behavioral Health Group	047	MMA001	General Medicaid	99213					20.64	1	100.00	120.00	149.00	194.00	237.80
Behavioral Health Providers	Children's Behavioral Health Group	047	MMA001	General Medicaid	99214					27.00	2	150.00	177.00	220.00	284.00	350.00
Behavioral Health Providers	Children's Behavioral Health Group	047	MMA001	General Medicaid	99221					38.18	1					
Behavioral Health Providers	Children's Behavioral Health Group	047	MMA001	General Medicaid	99222					44.00	2					
Behavioral Health Providers	Children's Behavioral Health Group	047	MMA001	General Medicaid	99223					46.00	5					
Behavioral Health Providers	Children's Behavioral Health Group	047	MMA001	General Medicaid	99231					17.00	14					
Behavioral Health Providers	Children's Behavioral Health Group	047	MMA001	General Medicaid	99232					29.72	29					
Behavioral Health Providers	Children's Behavioral Health Group	047	MMA001	General Medicaid	99233					29.72	12					
Behavioral Health Providers	Children's Behavioral Health Group	047	MMA001	General Medicaid	99238					34.88	1					
Behavioral Health Providers	Children's Behavioral Health Group	047	MMA001	General Medicaid	99285					92.55	3					
Behavioral Health Providers	Children's Behavioral Health Group	047	MBH015	Behavioral Services Non-DCYF	H0004		AJ			16.25	109					
Behavioral Health Providers	Children's Behavioral Health Group	047	MBH010	Behavioral Health Services DHS	H0031		HO	H9		70.00	26					
Behavioral Health Providers	Children's Behavioral Health Group	047	MBH010	Behavioral Health Services DHS	H0031		HP	H9		80.00	27					
Behavioral Health Providers	Emergency Behavioral Health Service	111	MBL010	Behavioral Healthcare Link	S9485					598.50	1,155					
Behavioral Health Providers	Licensed Therapist	017	MBH015	Behavioral Services Non-DCYF	90791					150.00	1	135.00	159.32	200.00	250.00	350.00
Behavioral Health Providers	Licensed Therapist	017	MBH015	Behavioral Services Non-DCYF	90834					71.25	33	100.00	120.00	149.00	185.00	250.00
Behavioral Health Providers	Licensed Therapist	017	MBH015	Behavioral Services Non-DCYF	90837					95.00	2	120.00	135.00	159.00	198.98	250.00
Behavioral Health Providers	Licensed Therapist	017	MBH015	Behavioral Services Non-DCYF	H0004		HO	HR		18.75	48					
Behavioral Health Providers	Other Therapies	073	MHP010	Hippotherapy	92507					29.00	238	77.00	95.00	125.00	161.00	182.00
Behavioral Health Providers	Other Therapies	073	MHP010	Hippotherapy	92508					19.00	76					
Behavioral Health Providers	Other Therapies	073	MHP010	Hippotherapy	92523					85.00	5					
Behavioral Health Providers	Other Therapies	073	MMA001	General Medicaid	92526					21.47	15	80.00	100.00	125.00	190.00	210.80
Behavioral Health Providers	Other Therapies	073	MHP010	Hippotherapy	97110					14.50	256	34.62	40.36	53.00	70.00	86.00
Behavioral Health Providers	Other Therapies	073	MHP010	Hippotherapy	97110		GO			14.50	2	40.80	54.00	66.00	85.00	103.17
Behavioral Health Providers	Other Therapies	073	MHP010	Hippotherapy	97150		GO			19.00	4					
Behavioral Health Providers	Other Therapies	073	MHP010	Hippotherapy	97165					85.00	5					
Behavioral Health Providers	Other Therapies	073	MHP010	Hippotherapy	97168					85.00	2					
Behavioral Health Providers	Other Therapies	073	MMA001	General Medicaid	97530					15.89	444	35.00	50.00	62.77	79.00	92.00
Behavioral Health Providers	Other Therapies	073	MMA001	General Medicaid	97530		GO			15.89	1	35.00	43.00	58.66	76.55	98.00
Behavioral Health Providers	Other Therapies	073	MMA001	General Medicaid	97535					10.73	50	34.25	45.00	52.00	70.00	86.00
Behavioral Health Providers	Other Therapies	073	MMA001	General Medicaid	99214					27.00	1	150.00	177.00	220.00	284.00	350.00
Behavioral Health Providers	Other Therapies	073	MHP010	Hippotherapy	H0046					36.00	43					
Behavioral Health Providers	Other Therapies	073	MHP010	Hippotherapy	H0046		HO			55.00	1,181					
Behavioral Health Providers	Other Therapies	073	MHP010	Hippotherapy	H2014					27.50	29					
Behavioral Health Providers	Other Therapies	073	MHP010	Hippotherapy	H2014		HO			27.50	454					
Behavioral Health Providers	Other Therapies	073	MHP015	Clubhouse	H2031					50.00	4,401					
Behavioral Health Providers	Other Therapies	073	MHP010	Hippotherapy	S9446					20.00	3,019					
Behavioral Health Providers	Other Therapies	073	MHP010	Hippotherapy	T1016					16.00	1,234					
Behavioral Health Providers	Other Therapies	073	MHP010	Hippotherapy	T1024					31.00	4,388	33.84	33.84	33.84	300.00	300.00
Behavioral Health Providers	Peer Recovery Services	109	MBP010	Peer Support Services-MH	H0038		U2			13.50	4,268					
Behavioral Health Providers	Peer Recovery Services	109	MBP010	Peer Support Services-MH	H0038		U2	HQ		4.00	10					
Behavioral Health Providers	Peer Recovery Services	109	MBP011	Peer Support Services-SA	H0038		U3			13.50	4,236					
Behavioral Health Providers	Peer Recovery Services	109	MBP011	Peer Support Services-SA	H0038		U3	HQ		4.00	726					
Behavioral Health Providers	Psychologist	030	MMA001	General Medicaid	90791					91.44	34	135.00	159.32	200.00	250.00	350.00
Behavioral Health Providers	Psychologist	030	MMA001	General Medicaid	90832					37.98	124	62.50	79.00	100.00	146.92	189.50
Behavioral Health Providers	Psychologist	030	MMA001	General Medicaid	90834					48.92	4	100.00	120.00	149.00	185.00	250.00
Behavioral Health Providers	Psychologist	030	MMA001	General Medicaid	90834		GT			48.92	4	100.00	125.00	140.00	180.00	225.00
Behavioral Health Providers	Psychologist	030	MMA001	General Medicaid	90837					71.62	5	120.00	135.00	159.00	198.98	250.00
Behavioral Health Providers	Psychologist	030	MMA001	General Medicaid	90847					80.00	2	104.44	125.00	150.00	195.00	255.00
Behavioral Health Providers	Psychologist	030	MMA001	General Medicaid	96130					68.11	1	130.00	160.00	203.00	260.00	326.98
Behavioral Health Providers	Psychologist	030	MMA001	General Medicaid	96131					51.81	1	105.00	150.00	182.00	241.00	290.00
Behavioral Health Providers	Psychologist	030	MMA001	General Medicaid	96132					76.57	27	150.00	200.00	263.79	350.00	537.00
Behavioral Health Providers	Psychologist	030	MMA001	General Medicaid	96133					58.41	60	125.00	179.00	225.00	300.00	411.43
Behavioral Health Providers	Psychologist	030	MMA001	General Medicaid	96136					27.45	14	60.00	80.00	100.00	130.00	195.00
Behavioral Health Providers	Psychologist	030	MMA001	General Medicaid	96137					25.39	62	60.00	76.00	100.00	130.00	200.00
Behavioral Health Providers	Psychologist	030	MMA001	General Medicaid	96138					22.29	12					

State of Rhode Island Office of the Health Insurance Commissioner Appendix 1D National Commercial Billed Benchmarks: Procedure Code																
Major Service Category	Detailed Service Category	Billing Provider Code	Program Indicator Code	Program Description	Proc Code	Mod 1	Mod 2	Mod 3	Mod 4	Current Rate	SFY 2022 FFS Units	Commercial Billed				
												10 th Percentile	25 th Percentile	50 th Percentile	75 th Percentile	90 th Percentile
Behavioral Health Providers	Psychologist	030	MMA001	General Medicaid	96139					22.29	48	60.00	75.00	95.00	125.00	183.64
Behavioral Health Providers	Psychologist	030	MMA001	General Medicaid	99484					27.86	1					
Behavioral Health Providers	Substance Use Rehabilitation	060	MMA001	General Medicaid	80307					47.89	16	90.00	102.25	160.00	272.95	452.00
Behavioral Health Providers	Substance Use Rehabilitation	060	MMA001	General Medicaid	90791					91.44	3	135.00	159.32	200.00	250.00	350.00
Behavioral Health Providers	Substance Use Rehabilitation	060	MMA001	General Medicaid	90792					75.34	4	208.67	250.00	300.00	393.42	504.00
Behavioral Health Providers	Substance Use Rehabilitation	060	MMA001	General Medicaid	90832					37.98	3	62.50	79.00	100.00	146.92	189.50
Behavioral Health Providers	Substance Use Rehabilitation	060	MMA001	General Medicaid	90834					48.92	14	100.00	120.00	149.00	185.00	250.00
Behavioral Health Providers	Substance Use Rehabilitation	060	MMA001	General Medicaid	90834	95				48.92	2	110.00	135.00	170.00	227.25	300.00
Behavioral Health Providers	Substance Use Rehabilitation	060	MMA001	General Medicaid	90837					71.62	1	120.00	135.00	150.00	198.98	250.00
Behavioral Health Providers	Substance Use Rehabilitation	060	MMA001	General Medicaid	99204					45.00	2	228.00	275.00	340.00	439.37	522.00
Behavioral Health Providers	Substance Use Rehabilitation	060	MMA001	General Medicaid	99213					20.64	10	100.00	120.00	149.00	194.00	237.80
Behavioral Health Providers	Substance Use Rehabilitation	060	MMA001	General Medicaid	99214	95				27.00	2	150.00	185.00	242.00	300.00	368.00
Behavioral Health Providers	Substance Use Rehabilitation	060	MSA010	Substance Abuse Services	H0001					97.00	107					
Behavioral Health Providers	Substance Use Rehabilitation	060	MSA010	Substance Abuse Services	H0001	UD				97.00	34					
Behavioral Health Providers	Substance Use Rehabilitation	060	MSA010	Substance Abuse Services	H0004					17.94	4,837					
Behavioral Health Providers	Substance Use Rehabilitation	060	MSA010	Substance Abuse Services	H0004	UD				17.94	1,283					
Behavioral Health Providers	Substance Use Rehabilitation	060	MSA010	Substance Abuse Services	H0005					32.30	3,330					
Behavioral Health Providers	Substance Use Rehabilitation	060	MSA010	Substance Abuse Services	H0005	UD				32.30	2,428					
Behavioral Health Providers	Substance Use Rehabilitation	060	MSA010	Substance Abuse Services	H0015	HF				91.50	152					
Behavioral Health Providers	Substance Use Rehabilitation	060	MSA010	Substance Abuse Services	H0020					12.14	27,220					
Behavioral Health Providers	Substance Use Rehabilitation	060	MBO020	Opioid Treatment Program	H0037					7.64	40,300					
Behavioral Health Providers	Substance Use Rehabilitation	060	MSA010	Substance Abuse Services	H2036					91.50	29					
Children's Services	CEDAR	082	MCE010	CEDAR Center Services	T1023					900.00	55					
Children's Services	CEDAR	082	MCE010	CEDAR Center Services	T2022					25.00	114					
Children's Services	Early Intervention	059	MEI015	Early Intervention Non-MA	92522					217.21	2					
Children's Services	Early Intervention	059	MEI010	Early Intervention MA	92523					434.42	1					
Children's Services	Early Intervention	059	MEI015	Early Intervention Non-MA	92523					434.42	27					
Children's Services	Early Intervention	059	MEI010	Early Intervention MA	92523	52				217.21	6					
Children's Services	Early Intervention	059	MEI015	Early Intervention Non-MA	92523	52				217.21	64					
Children's Services	Early Intervention	059	MEI010	Early Intervention MA	97161					217.21	1	105.00	125.00	150.00	210.00	256.00
Children's Services	Early Intervention	059	MEI015	Early Intervention Non-MA	97161					217.21	14	105.00	125.00	150.00	210.00	256.00
Children's Services	Early Intervention	059	MEI010	Early Intervention MA	97162					217.21	2	110.00	130.00	160.00	236.00	270.00
Children's Services	Early Intervention	059	MEI015	Early Intervention Non-MA	97162					217.21	26	110.00	130.00	160.00	236.00	270.00
Children's Services	Early Intervention	059	MEI015	Early Intervention Non-MA	97163					217.21	7					
Children's Services	Early Intervention	059	MEI010	Early Intervention MA	97165					217.21	1					
Children's Services	Early Intervention	059	MEI015	Early Intervention Non-MA	97165					217.21	73					
Children's Services	Early Intervention	059	MEI010	Early Intervention MA	97166					217.21	1					
Children's Services	Early Intervention	059	MEI015	Early Intervention Non-MA	97166					217.21	41					
Children's Services	Early Intervention	059	MEI010	Early Intervention MA	97167					217.21	1					
Children's Services	Early Intervention	059	MEI015	Early Intervention Non-MA	97167					217.21	2					
Children's Services	Early Intervention	059	MEI015	Early Intervention Non-MA	97168					217.21	2					
Children's Services	Early Intervention	059	MMA001	General Medicaid	99502					59.95	37					
Children's Services	Early Intervention	059	MMA001	General Medicaid	99502	AJ				67.85	2					
Children's Services	Early Intervention	059	MMA001	General Medicaid	99502	TD				85.86	155					
Children's Services	Early Intervention	059	MEI010	Early Intervention MA	H0046					68.79	49					
Children's Services	Early Intervention	059	MEI015	Early Intervention Non-MA	H0046					68.79	478					
Children's Services	Early Intervention	059	MEI010	Early Intervention MA	H2000					1064.36	73					
Children's Services	Early Intervention	059	MEI015	Early Intervention Non-MA	H2000					1064.36	619					
Children's Services	Early Intervention	059	MEI010	Early Intervention MA	S9446					21.72	19					
Children's Services	Early Intervention	059	MEI015	Early Intervention Non-MA	S9446					21.72	247					
Children's Services	Early Intervention	059	MEI015	Early Intervention Non-MA	S9446	GO				21.72	12					
Children's Services	Early Intervention	059	MEI010	Early Intervention MA	S9446	TF				21.72	16					
Children's Services	Early Intervention	059	MEI015	Early Intervention Non-MA	S9446	TF				21.72	64					
Children's Services	Early Intervention	059	MEI010	Early Intervention MA	S9446	TG				27.83	12					
Children's Services	Early Intervention	059	MEI015	Early Intervention Non-MA	S9446	TG				27.83	411					
Children's Services	Early Intervention	059	MEI010	Early Intervention MA	T1013					25.59	217					

State of Rhode Island Office of the Health Insurance Commissioner Appendix 1D National Commercial Billed Benchmarks: Procedure Code											Commercial Billed					
Major Service Category	Detailed Service Category	Billing Provider Code	Program Indicator Code	Program Description	Proc Code	Mod 1	Mod 2	Mod 3	Mod 4	Current Rate	SFY 2022 FFS Units	10 th	25 th	50 th	75 th	90 th
												Percentile	Percentile	Percentile	Percentile	Percentile
Children's Services	Early Intervention	059	MEI015	Early Intervention Non-MA	T1013					25.59	474					
Children's Services	Early Intervention	059	MEI010	Early Intervention MA	T1013	TL				25.59	49					
Children's Services	Early Intervention	059	MEI015	Early Intervention Non-MA	T1013	TL				25.59	115					
Children's Services	Early Intervention	059	MEI010	Early Intervention MA	T1016					25.35	1,241					
Children's Services	Early Intervention	059	MEI015	Early Intervention Non-MA	T1016					25.35	8,100					
Children's Services	Early Intervention	059	MEI010	Early Intervention MA	T1016	TF				50.69	503					
Children's Services	Early Intervention	059	MEI015	Early Intervention Non-MA	T1016	TF				50.69	3,698					
Children's Services	Early Intervention	059	MEI015	Early Intervention Non-MA	T1016	TF	U2			25.35	1					
Children's Services	Early Intervention	059	MEI010	Early Intervention MA	T1016	TG				76.04	69					
Children's Services	Early Intervention	059	MEI015	Early Intervention Non-MA	T1016	TG				76.04	296					
Children's Services	Early Intervention	059	MEI010	Early Intervention MA	T1023					228.11	66					
Children's Services	Early Intervention	059	MEI015	Early Intervention Non-MA	T1023					228.11	574					
Children's Services	Early Intervention	059	MEI010	Early Intervention MA	T1023	TL				50.69	71					
Children's Services	Early Intervention	059	MEI015	Early Intervention Non-MA	T1023	TL				50.69	579					
Children's Services	Early Intervention	059	MEI010	Early Intervention MA	T1024					43.44	1,274	33.84	33.84	33.84	300.00	300.00
Children's Services	Early Intervention	059	MEI015	Early Intervention Non-MA	T1024					43.44	12,377	33.84	33.84	33.84	300.00	300.00
Children's Services	Early Intervention	059	MEI010	Early Intervention MA	T1024	AE				43.44	38					
Children's Services	Early Intervention	059	MEI015	Early Intervention Non-MA	T1024	AE				43.44	145					
Children's Services	Early Intervention	059	MEI015	Early Intervention Non-MA	T1024	AJ				43.44	66	33.84	33.84	33.84	33.84	33.84
Children's Services	Early Intervention	059	MEI010	Early Intervention MA	T1024	GN				43.44	1,026	29.96	33.84	33.84	33.84	33.84
Children's Services	Early Intervention	059	MEI015	Early Intervention Non-MA	T1024	GN				43.44	9,493	29.96	33.84	33.84	33.84	33.84
Children's Services	Early Intervention	059	MEI010	Early Intervention MA	T1024	GO				43.44	1,015	29.96	33.84	33.84	33.84	33.84
Children's Services	Early Intervention	059	MEI015	Early Intervention Non-MA	T1024	GO				43.44	4,762	29.96	33.84	33.84	33.84	33.84
Children's Services	Early Intervention	059	MEI010	Early Intervention MA	T1024	GP				43.44	871	29.96	33.84	33.84	33.84	33.84
Children's Services	Early Intervention	059	MEI015	Early Intervention Non-MA	T1024	GP				43.44	2,440	29.96	33.84	33.84	33.84	33.84
Children's Services	Early Intervention	059	MEI010	Early Intervention MA	T1024	HN				29.70	646	33.84	33.84	33.84	33.84	33.84
Children's Services	Early Intervention	059	MEI015	Early Intervention Non-MA	T1024	HN				29.70	3,453	33.84	33.84	33.84	33.84	33.84
Children's Services	Early Intervention	059	MEI010	Early Intervention MA	T1024	TD				43.44	89	33.84	33.84	33.84	33.84	33.84
Children's Services	Early Intervention	059	MEI015	Early Intervention Non-MA	T1024	TD				43.44	242	33.84	33.84	33.84	33.84	33.84
Children's Services	Early Intervention	059	MEI010	Early Intervention MA	T1024	TG				43.44	10					
Children's Services	Early Intervention	059	MEI015	Early Intervention Non-MA	T1024	TG				43.44	54					
Children's Services	Early Intervention	059	MEI010	Early Intervention MA	T1024	TG	HO			43.44	10					
Children's Services	Early Intervention	059	MEI010	Early Intervention MA	T1024	TL	HO			43.44	13					
Children's Services	Early Intervention	059	MEI015	Early Intervention Non-MA	T1024	TL	HO			43.44	71					
Children's Services	Early Intervention	059	MEI010	Early Intervention MA	T1027					43.44	1,083					
Children's Services	Early Intervention	059	MEI015	Early Intervention Non-MA	T1027					43.44	10,733					
Children's Services	Early Intervention	059	MEI010	Early Intervention MA	T1027	AE				43.44	77					
Children's Services	Early Intervention	059	MEI015	Early Intervention Non-MA	T1027	AE				43.44	253					
Children's Services	Early Intervention	059	MEI010	Early Intervention MA	T1027	AJ				43.44	23					
Children's Services	Early Intervention	059	MEI015	Early Intervention Non-MA	T1027	AJ				43.44	196					
Children's Services	Early Intervention	059	MEI010	Early Intervention MA	T1027	GN				43.44	1,078					
Children's Services	Early Intervention	059	MEI015	Early Intervention Non-MA	T1027	GN				43.44	12,869					
Children's Services	Early Intervention	059	MEI010	Early Intervention MA	T1027	GO				43.44	942					
Children's Services	Early Intervention	059	MEI015	Early Intervention Non-MA	T1027	GO				43.44	4,733					
Children's Services	Early Intervention	059	MEI010	Early Intervention MA	T1027	GP				43.44	1,405					
Children's Services	Early Intervention	059	MEI015	Early Intervention Non-MA	T1027	GP				43.44	5,359					
Children's Services	Early Intervention	059	MEI010	Early Intervention MA	T1027	HN				29.70	336					
Children's Services	Early Intervention	059	MEI015	Early Intervention Non-MA	T1027	HN				29.70	2,652					
Children's Services	Early Intervention	059	MEI010	Early Intervention MA	T1027	TD				43.44	101					
Children's Services	Early Intervention	059	MEI015	Early Intervention Non-MA	T1027	TD				43.44	201					
Children's Services	Early Intervention	059	MEI010	Early Intervention MA	T1027	TG				43.44	24					
Children's Services	Early Intervention	059	MEI015	Early Intervention Non-MA	T1027	TG				43.44	83					
Children's Services	Early Intervention	059	MEI015	Early Intervention Non-MA	T1027	TG	HO			43.44	30					
Children's Services	Early Intervention	059	MEI010	Early Intervention MA	T2004					14.49	2					
Children's Services	Early Intervention	059	MEI015	Early Intervention Non-MA	V2799					43.44	4					
Children's Services	Home/Center Based Therapeutic Services	080	MMA001	General Medicaid	90837					71.62	9	120.00	135.00	159.00	198.98	250.00

State of Rhode Island Office of the Health Insurance Commissioner Appendix 1D National Commercial Billed Benchmarks: Procedure Code																
Major Service Category	Detailed Service Category	Billing Provider Code	Program Indicator Code	Program Description	Proc Code	Mod 1	Mod 2	Mod 3	Mod 4	Current Rate	SFY 2022 FFS Units	Commercial Billed				
												10 th Percentile	25 th Percentile	50 th Percentile	75 th Percentile	90 th Percentile
Children's Services	Home/Center Based Therapeutic Services	080	MMA001	General Medicaid	90847					80.00	2	104.44	125.00	150.00	195.00	255.00
Children's Services	Home/Center Based Therapeutic Services	080	MMA001	General Medicaid	90853					14.40	9	31.63	50.00	75.00	118.00	270.00
Children's Services	Home/Center Based Therapeutic Services	080	MCE030	CEDAR Direct- Kids Connect	97150					8.00	204,705					
Children's Services	Home/Center Based Therapeutic Services	080	MCE030	CEDAR Direct- Kids Connect	97150	HA				16.00	19,443					
Children's Services	Home/Center Based Therapeutic Services	080	MCE025	CEDAR Direct For HBTS And PAS	H0046					36.00	11,864					
Children's Services	Home/Center Based Therapeutic Services	080	MCE025	CEDAR Direct For HBTS And PAS	H0046	HN				15.68	162					
Children's Services	Home/Center Based Therapeutic Services	080	MCE025	CEDAR Direct For HBTS And PAS	H0046	HO				55.00	15,529					
Children's Services	Home/Center Based Therapeutic Services	080	MCE025	CEDAR Direct For HBTS And PAS	H0046	HO	U1			27.50	6,407					
Children's Services	Home/Center Based Therapeutic Services	080	MCE025	CEDAR Direct For HBTS And PAS	H0046	HO	XP			55.00	28					
Children's Services	Home/Center Based Therapeutic Services	080	MCE025	CEDAR Direct For HBTS And PAS	H0046	HP				65.00	2					
Children's Services	Home/Center Based Therapeutic Services	080	MCE025	CEDAR Direct For HBTS And PAS	H0046	HP	U1			32.50	8					
Children's Services	Home/Center Based Therapeutic Services	080	MCE025	CEDAR Direct For HBTS And PAS	H0046	U1				18.00	3,051					
Children's Services	Home/Center Based Therapeutic Services	080	MCE030	CEDAR Direct- Kids Connect	H2000					330.00	84					
Children's Services	Home/Center Based Therapeutic Services	080	MCE025	CEDAR Direct For HBTS And PAS	H2014					27.50	1,438					
Children's Services	Home/Center Based Therapeutic Services	080	MCE025	CEDAR Direct For HBTS And PAS	H2014	HO				27.50	8,203					
Children's Services	Home/Center Based Therapeutic Services	080	MCE025	CEDAR Direct For HBTS And PAS	H2014	HP				32.50	12					
Children's Services	Home/Center Based Therapeutic Services	080	MCE025	CEDAR Direct For HBTS And PAS	H2016					4.95	91,876					
Children's Services	Home/Center Based Therapeutic Services	080	MCE030	CEDAR Direct- Kids Connect	H2021					40.00	244					
Children's Services	Home/Center Based Therapeutic Services	080	MCE025	CEDAR Direct For HBTS And PAS	S9446					20.00	757					
Children's Services	Home/Center Based Therapeutic Services	080	MRP019	ICF/MR Respite Waiver	T1005					9.00	63,253					
Children's Services	Home/Center Based Therapeutic Services	080	MRP020	Hospital/SNF Respite Waiver	T1005					9.00	659					
Children's Services	Home/Center Based Therapeutic Services	080	MRP021	Psych Hospital Respite Waiver	T1005					9.00	72					
Children's Services	Home/Center Based Therapeutic Services	080	MRP019	ICF/MR Respite Waiver	T1005	UN				2.30	5,547					
Children's Services	Home/Center Based Therapeutic Services	080	MRP019	ICF/MR Respite Waiver	T1005	UP				2.30	228					
Children's Services	Home/Center Based Therapeutic Services	080	MCE025	CEDAR Direct For HBTS And PAS	T1013					25.00	35					
Children's Services	Home/Center Based Therapeutic Services	080	MCE025	CEDAR Direct For HBTS And PAS	T1013	U1				25.00	11					
Children's Services	Home/Center Based Therapeutic Services	080	MCE025	CEDAR Direct For HBTS And PAS	T1016					16.00	50,689					
Children's Services	Home/Center Based Therapeutic Services	080	MCE025	CEDAR Direct For HBTS And PAS	T1016	U1				13.50	38,898					
Children's Services	Home/Center Based Therapeutic Services	080	MCE025	CEDAR Direct For HBTS And PAS	T1019					11.25	5,850					
Children's Services	Home/Center Based Therapeutic Services	080	MCE025	CEDAR Direct For HBTS And PAS	T1019	TF				11.25	30,147					
Children's Services	Home/Center Based Therapeutic Services	080	MCE025	CEDAR Direct For HBTS And PAS	T1019	TG				11.25	354,205					
Children's Services	Home/Center Based Therapeutic Services	080	MCE025	CEDAR Direct For HBTS And PAS	T1023	U1				330.00	213					
Children's Services	Home/Center Based Therapeutic Services	080	MCE025	CEDAR Direct For HBTS And PAS	T1024					31.00	55,579	33.84	33.84	33.84	300.00	300.00
Children's Services	Home/Center Based Therapeutic Services	080	MCE025	CEDAR Direct For HBTS And PAS	T1024	U1				15.50	41,505					
Children's Services	Home/Center Based Therapeutic Services	080	MCE025	CEDAR Direct For HBTS And PAS	T1024	XP				31.00	13					
Children's Services	Home/Center Based Therapeutic Services	080	MCE025	CEDAR Direct For HBTS And PAS	T1027					27.50	16,117					
Children's Services	Home/Center Based Therapeutic Services	080	MRP019	ICF/MR Respite Waiver	T2024					220.00	213					
Children's Services	Home/Center Based Therapeutic Services	080	MRP020	Hospital/SNF Respite Waiver	T2024					220.00	1					
Children's Services	Home/Center Based Therapeutic Services	080	MRP021	Psych Hospital Respite Waiver	T2024					220.00	2					

Notes

1. Services included are limited to those listed in Appendix 1 of the *Reimbursement rates report* dated March 29, 2023.
2. The Medicaid FFS rates are effective as of February 28, 2023, and the time period represented by the benchmarks is prior to this date.
3. National commercial benchmark data was limited to calendar year 2021 and all 50 U.S. states.
4. Insight into service requirements (e.g., required professional credentials) or payment structure (e.g., billed unit type) is not always available for claims-based benchmarks. Differences in these items may contribute to the reimbursement variances noted in this report.
5. Benchmarks are subject to data availability. Not all Medicaid services within a service category are benchmarked. See the Methodology section of the accompanying "Private Payer, Medicare, and Medicaid MCO Rate Benchmarks" report for further information.
6. Commercial benchmark data was sourced from the Milliman Consolidated Health Cost Guidelines™ Sources Database (CHSD). Several national and regional health plans contribute their annual enrollment and claims detail to this database with over 75 million commercially insured lives.

APPENDIX 1E

Medicaid MCO benchmarks: Procedure code

State of Rhode Island Office of the Health Insurance Commissioner Appendix 1E Medicaid MCO Benchmarks: Procedure Code												
Major Service Category	Detailed Service Category	Billing Provider Code	Program Indicator Code	Program Description	Proc Code	Mod 1	Mod 2	Mod 3	Mod 4	Current Rate	SFY 2022 FFS Units	Average Medicaid MCO Rate
Behavioral Health Providers	BHDDH Behavioral Health Group	066	MBH015	Behavioral Services Non-DCYF	90791					150.00	3	122.51
Behavioral Health Providers	BHDDH Behavioral Health Group	066	MMH015	Adult Mental Health	90791	AJ				131.75	99	125.51
Behavioral Health Providers	BHDDH Behavioral Health Group	066	MMH015	Adult Mental Health	90791	HF				108.50	17	
Behavioral Health Providers	BHDDH Behavioral Health Group	066	MMH015	Adult Mental Health	90791	HO				131.75	114	125.36
Behavioral Health Providers	BHDDH Behavioral Health Group	066	MMH015	Adult Mental Health	90791	TD				124.00	109	
Behavioral Health Providers	BHDDH Behavioral Health Group	066	MMH015	Adult Mental Health	90791	UA				116.25	38	
Behavioral Health Providers	BHDDH Behavioral Health Group	066	MMA001	General Medicaid	90792					75.34	2	229.02
Behavioral Health Providers	BHDDH Behavioral Health Group	066	MMH015	Adult Mental Health	90792					294.35	62	229.02
Behavioral Health Providers	BHDDH Behavioral Health Group	066	MMH015	Adult Mental Health	90792	TD	TF			250.20	11	
Behavioral Health Providers	BHDDH Behavioral Health Group	066	MBH015	Behavioral Services Non-DCYF	90832					47.50	10	51.72
Behavioral Health Providers	BHDDH Behavioral Health Group	066	MMH015	Adult Mental Health	90832	AJ				52.50	79	61.26
Behavioral Health Providers	BHDDH Behavioral Health Group	066	MMH015	Adult Mental Health	90832	HF				45.50	157	
Behavioral Health Providers	BHDDH Behavioral Health Group	066	MMH015	Adult Mental Health	90832	HO				52.50	281	64.15
Behavioral Health Providers	BHDDH Behavioral Health Group	066	MMH015	Adult Mental Health	90832	UA				49.00	253	
Behavioral Health Providers	BHDDH Behavioral Health Group	066	MMA001	General Medicaid	90833					25.18	12	43.05
Behavioral Health Providers	BHDDH Behavioral Health Group	066	MMH015	Adult Mental Health	90833					42.00	16	43.05
Behavioral Health Providers	BHDDH Behavioral Health Group	066	MMH015	Adult Mental Health	90833	TD	TF			37.50	1	
Behavioral Health Providers	BHDDH Behavioral Health Group	066	MBH015	Behavioral Services Non-DCYF	90834					71.25	52	73.81
Behavioral Health Providers	BHDDH Behavioral Health Group	066	MMH015	Adult Mental Health	90834	AJ				72.00	173	69.77
Behavioral Health Providers	BHDDH Behavioral Health Group	066	MMH015	Adult Mental Health	90834	HF				62.40	202	
Behavioral Health Providers	BHDDH Behavioral Health Group	066	MMH015	Adult Mental Health	90834	HO				72.00	573	73.30
Behavioral Health Providers	BHDDH Behavioral Health Group	066	MMH015	Adult Mental Health	90834	UA				67.20	400	95.02
Behavioral Health Providers	BHDDH Behavioral Health Group	066	MMA001	General Medicaid	90836					40.87	6	
Behavioral Health Providers	BHDDH Behavioral Health Group	066	MBH015	Behavioral Services Non-DCYF	90837					95.00	1	88.15
Behavioral Health Providers	BHDDH Behavioral Health Group	066	MMH015	Adult Mental Health	90837	AJ				75.00	59	87.52
Behavioral Health Providers	BHDDH Behavioral Health Group	066	MMH015	Adult Mental Health	90837	HF				65.00	27	
Behavioral Health Providers	BHDDH Behavioral Health Group	066	MMH015	Adult Mental Health	90837	HO				75.00	189	86.93
Behavioral Health Providers	BHDDH Behavioral Health Group	066	MMH015	Adult Mental Health	90837	UA				70.00	137	
Behavioral Health Providers	BHDDH Behavioral Health Group	066	MMH015	Adult Mental Health	90846					90.00	1	62.54
Behavioral Health Providers	BHDDH Behavioral Health Group	066	MMH015	Adult Mental Health	90846	AJ				67.50	1	
Behavioral Health Providers	BHDDH Behavioral Health Group	066	MMH015	Adult Mental Health	90847					96.00	1	77.10
Behavioral Health Providers	BHDDH Behavioral Health Group	066	MMH015	Adult Mental Health	90847	HO				72.00	2	66.40
Behavioral Health Providers	BHDDH Behavioral Health Group	066	MMH015	Adult Mental Health	90847	UA				67.20	2	
Behavioral Health Providers	BHDDH Behavioral Health Group	066	MMH015	Adult Mental Health	90853					48.00	1	38.73
Behavioral Health Providers	BHDDH Behavioral Health Group	066	MMH015	Adult Mental Health	90853	AJ				36.00	2	
Behavioral Health Providers	BHDDH Behavioral Health Group	066	MMH015	Adult Mental Health	90853	HF				31.20	89	
Behavioral Health Providers	BHDDH Behavioral Health Group	066	MMH015	Adult Mental Health	90853	HO				36.00	34	33.50
Behavioral Health Providers	BHDDH Behavioral Health Group	066	MMH015	Adult Mental Health	90853	UA				33.60	13	
Behavioral Health Providers	BHDDH Behavioral Health Group	066	MMA001	General Medicaid	99203					29.00	6	
Behavioral Health Providers	BHDDH Behavioral Health Group	066	MMA001	General Medicaid	99204					45.00	8	127.81
Behavioral Health Providers	BHDDH Behavioral Health Group	066	MMA001	General Medicaid	99205					46.00	2	
Behavioral Health Providers	BHDDH Behavioral Health Group	066	MMH015	Adult Mental Health	99211					8.05	152	31.83
Behavioral Health Providers	BHDDH Behavioral Health Group	066	MMH015	Adult Mental Health	99211	TD				7.50	4,333	7.50
Behavioral Health Providers	BHDDH Behavioral Health Group	066	MMH015	Adult Mental Health	99212					56.00	7	42.46
Behavioral Health Providers	BHDDH Behavioral Health Group	066	MMA001	General Medicaid	99213					20.64	27	71.31

State of Rhode Island Office of the Health Insurance Commissioner Appendix 1E Medicaid MCO Benchmarks: Procedure Code												
Major Service Category	Detailed Service Category	Billing Provider Code	Program Indicator Code	Program Description	Proc Code	Mod 1	Mod 2	Mod 3	Mod 4	Current Rate	SFY 2022 FFS Units	Average Medicaid MCO Rate
Behavioral Health Providers	BHDDH Behavioral Health Group	066	MMH015	Adult Mental Health	99213					78.00	192	71.31
Behavioral Health Providers	BHDDH Behavioral Health Group	066	MMH015	Adult Mental Health	99213	TD	TF			66.30	58	
Behavioral Health Providers	BHDDH Behavioral Health Group	066	MMA001	General Medicaid	99214					27.00	49	92.58
Behavioral Health Providers	BHDDH Behavioral Health Group	066	MMH015	Adult Mental Health	99214					118.00	240	92.58
Behavioral Health Providers	BHDDH Behavioral Health Group	066	MMH015	Adult Mental Health	99214	TD	TF			100.30	65	
Behavioral Health Providers	BHDDH Behavioral Health Group	066	MMH015	Adult Mental Health	99215					148.00	15	143.90
Behavioral Health Providers	BHDDH Behavioral Health Group	066	MMH015	Adult Mental Health	99215	TD	TF			125.80	2	
Behavioral Health Providers	BHDDH Behavioral Health Group	066	MBH015	Behavioral Services Non-DCYF	H0004	AJ				16.25	781	
Behavioral Health Providers	BHDDH Behavioral Health Group	066	MBH015	Behavioral Services Non-DCYF	H0004	HO				16.25	252	
Behavioral Health Providers	BHDDH Behavioral Health Group	066	MBH015	Behavioral Services Non-DCYF	H0004	HO	HR			18.75	36	
Behavioral Health Providers	BHDDH Behavioral Health Group	066	MBH015	Behavioral Services Non-DCYF	H0004	HO	HS			18.75	10	
Behavioral Health Providers	BHDDH Behavioral Health Group	066	MBH015	Behavioral Services Non-DCYF	H0004	HQ	AJ			5.00	4	
Behavioral Health Providers	BHDDH Behavioral Health Group	066	MBH015	Behavioral Services Non-DCYF	H0004	HQ	HO			5.00	4	
Behavioral Health Providers	BHDDH Behavioral Health Group	066	MBH015	Behavioral Services Non-DCYF	H0031	AJ				100.00	30	
Behavioral Health Providers	BHDDH Behavioral Health Group	066	MBH015	Behavioral Services Non-DCYF	H0031	HO				100.00	5	
Behavioral Health Providers	BHDDH Behavioral Health Group	066	MBH015	Behavioral Services Non-DCYF	H2010					30.00	28	
Behavioral Health Providers	CMHC - ACT	061	MBA010	Assertive Community Treatment	H0040					41.65	140,144	
Behavioral Health Providers	CMHC - IHH	061	MBI010	Integrated Health Home	H0037					13.82	605,132	
Behavioral Health Providers	CMHC - MHPRR	061	MMH015	Adult Mental Health	H0019					85.00	1	
Behavioral Health Providers	CMHC - MHPRR	061	MMH015	Adult Mental Health	H0019	U1				85.00	4,669	
Behavioral Health Providers	CMHC - MHPRR	061	MMH015	Adult Mental Health	H0019	U3				125.00	11,137	
Behavioral Health Providers	CMHC - MHPRR	061	MMH015	Adult Mental Health	H0019	U4				125.00	31,937	
Behavioral Health Providers	CMHC - Other	061	MDC080	Proj Connect & Residential Counsel	H0019	U5				532.38	2,000	
Behavioral Health Providers	CMHC - MHPRR	061	MMH015	Adult Mental Health	H0019	U5				175.00	3,540	
Behavioral Health Providers	CMHC - Other	061	MDC080	Proj Connect & Residential Counsel	H0019	U6				571.14	2,543	
Behavioral Health Providers	CMHC - Other	061	MDC080	Proj Connect & Residential Counsel	H0019	U7				580.26	2,470	
Behavioral Health Providers	CMHC - Other	061	MDC080	Proj Connect & Residential Counsel	H0019	U8				661.50	2,171	
Behavioral Health Providers	CMHC - Other	061	MMH015	Adult Mental Health	90791	AJ				131.75	1	
Behavioral Health Providers	CMHC - Other	061	MMH015	Adult Mental Health	90791	HO				131.75	2	
Behavioral Health Providers	CMHC - Other	061	MMH015	Adult Mental Health	90791	UA				116.25	1	
Behavioral Health Providers	CMHC - Other	061	MMH015	Adult Mental Health	90792					294.35	1	
Behavioral Health Providers	CMHC - Other	061	MMH015	Adult Mental Health	90834	UA				67.20	1	
Behavioral Health Providers	CMHC - Other	061	MMH015	Adult Mental Health	99211					8.05	21	
Behavioral Health Providers	CMHC - Other	061	MMH015	Adult Mental Health	99211	TD				7.50	6	
Behavioral Health Providers	CMHC - Other	061	MMH015	Adult Mental Health	99213					78.00	1	
Behavioral Health Providers	CMHC - Other	061	MMH015	Adult Mental Health	99214					118.00	2	
Behavioral Health Providers	CMHC - Other	061	MBH090	Children's Intensive Services DHS	H0004					24.50	504	
Behavioral Health Providers	CMHC - Other	061	MMH015	Adult Mental Health	H0036	HN				21.25	4,099	
Behavioral Health Providers	CMHC - Other	061	MMA001	General Medicaid	H2001					223.50	12,856	
Behavioral Health Providers	CMHC - Other	061	MMA001	General Medicaid	H2011					22.50	2	
Behavioral Health Providers	CMHC - Other	061	MMH015	Adult Mental Health	H2011	U1				37.50	1,291	
Behavioral Health Providers	CMHC - Other	061	MBH090	Children's Intensive Services DHS	H2014					22.00	61	
Behavioral Health Providers	CMHC - Other	061	MDC080	Proj Connect & Residential Counsel	H2022					33.24	18,493	
Behavioral Health Providers	CMHC - Other	061	MMH015	Adult Mental Health	H2023					21.25	9,842	
Behavioral Health Providers	CMHC - Other	061	MBH090	Children's Intensive Services DHS	T1023					300.00	1	

State of Rhode Island Office of the Health Insurance Commissioner Appendix 1E Medicaid MCO Benchmarks: Procedure Code												
Major Service Category	Detailed Service Category	Billing Provider Code	Program Indicator Code	Program Description	Proc Code	Mod 1	Mod 2	Mod 3	Mod 4	Current Rate	SFY 2022 FFS Units	Average Medicaid MCO Rate
Behavioral Health Providers	CMHC - Other	061	MMH010	Adult Mental Health	X0341					125.00	19	
Behavioral Health Providers	CMHC - Other	061	MAS010	Behavioral Health Acute	X0341	HH	TG			394.00	1,475	
Behavioral Health Providers	CMHC - Other	061	MBH090	Children's Intensive Services DHS	X0709					568.00	81	
Behavioral Health Providers	Children's Behavioral Health Group	047	MMA001	General Medicaid	90785					2.89	22	9.52
Behavioral Health Providers	Children's Behavioral Health Group	047	MBH015	Behavioral Services Non-DCYF	90791					150.00	30	119.40
Behavioral Health Providers	Children's Behavioral Health Group	047	MBH015	Behavioral Services Non-DCYF	90791	HP				125.00	10	133.64
Behavioral Health Providers	Children's Behavioral Health Group	047	MBH015	Behavioral Services Non-DCYF	90832					47.50	3	51.17
Behavioral Health Providers	Children's Behavioral Health Group	047	MMA001	General Medicaid	90832					37.98	1	51.17
Behavioral Health Providers	Children's Behavioral Health Group	047	MBH015	Behavioral Services Non-DCYF	90832	HP				40.00	8	
Behavioral Health Providers	Children's Behavioral Health Group	047	MBH015	Behavioral Services Non-DCYF	90834					71.25	40	78.45
Behavioral Health Providers	Children's Behavioral Health Group	047	MBH015	Behavioral Services Non-DCYF	90834	HP				60.00	21	
Behavioral Health Providers	Children's Behavioral Health Group	047	MMA001	General Medicaid	90836					40.87	1	
Behavioral Health Providers	Children's Behavioral Health Group	047	MBH015	Behavioral Services Non-DCYF	90837					95.00	19	91.06
Behavioral Health Providers	Children's Behavioral Health Group	047	MBH015	Behavioral Services Non-DCYF	90837	HP				80.00	20	118.89
Behavioral Health Providers	Children's Behavioral Health Group	047	MMA001	General Medicaid	90838					65.84	1	98.38
Behavioral Health Providers	Children's Behavioral Health Group	047	MBH015	Behavioral Services Non-DCYF	90846	HP				90.00	10	
Behavioral Health Providers	Children's Behavioral Health Group	047	MBH015	Behavioral Services Non-DCYF	90847	HP				90.00	44	
Behavioral Health Providers	Children's Behavioral Health Group	047	MMA001	General Medicaid	96132					76.57	1	
Behavioral Health Providers	Children's Behavioral Health Group	047	MMA001	General Medicaid	96133					58.41	4	
Behavioral Health Providers	Children's Behavioral Health Group	047	MMA001	General Medicaid	96136					27.45	1	
Behavioral Health Providers	Children's Behavioral Health Group	047	MMA001	General Medicaid	96137					25.39	5	
Behavioral Health Providers	Children's Behavioral Health Group	047	MMA001	General Medicaid	99204					45.00	1	
Behavioral Health Providers	Children's Behavioral Health Group	047	MMA001	General Medicaid	99213					20.64	1	46.77
Behavioral Health Providers	Children's Behavioral Health Group	047	MMA001	General Medicaid	99214					27.00	2	54.96
Behavioral Health Providers	Children's Behavioral Health Group	047	MMA001	General Medicaid	99221					38.18	1	97.93
Behavioral Health Providers	Children's Behavioral Health Group	047	MMA001	General Medicaid	99222					44.00	2	123.06
Behavioral Health Providers	Children's Behavioral Health Group	047	MMA001	General Medicaid	99223					46.00	5	178.05
Behavioral Health Providers	Children's Behavioral Health Group	047	MMA001	General Medicaid	99231					17.00	14	40.41
Behavioral Health Providers	Children's Behavioral Health Group	047	MMA001	General Medicaid	99232					29.72	29	66.93
Behavioral Health Providers	Children's Behavioral Health Group	047	MMA001	General Medicaid	99233					29.72	12	96.63
Behavioral Health Providers	Children's Behavioral Health Group	047	MMA001	General Medicaid	99238					34.88	1	69.72
Behavioral Health Providers	Children's Behavioral Health Group	047	MMA001	General Medicaid	99285					92.55	3	146.70
Behavioral Health Providers	Children's Behavioral Health Group	047	MBH015	Behavioral Services Non-DCYF	H0004	AJ				16.25	109	
Behavioral Health Providers	Children's Behavioral Health Group	047	MBH010	Behavioral Health Services DHS	H0031	HO	H9			70.00	26	
Behavioral Health Providers	Children's Behavioral Health Group	047	MBH010	Behavioral Health Services DHS	H0031	HP	H9			80.00	27	
Behavioral Health Providers	Emergency Behavioral Health Service	111	MBL010	Behavioral Healthcare Link	S9485					598.50	1,155	
Behavioral Health Providers	Licensed Therapist	017	MBH015	Behavioral Services Non-DCYF	90791					150.00	1	109.75
Behavioral Health Providers	Licensed Therapist	017	MBH015	Behavioral Services Non-DCYF	90834					71.25	33	72.57
Behavioral Health Providers	Licensed Therapist	017	MBH015	Behavioral Services Non-DCYF	90837					95.00	2	91.06
Behavioral Health Providers	Licensed Therapist	017	MBH015	Behavioral Services Non-DCYF	H0004	HO	HR			18.75	48	
Behavioral Health Providers	Other Therapies	073	MHP010	Hippotherapy	92507					29.00	238	69.13
Behavioral Health Providers	Other Therapies	073	MHP010	Hippotherapy	92508					19.00	76	
Behavioral Health Providers	Other Therapies	073	MHP010	Hippotherapy	92523					85.00	5	
Behavioral Health Providers	Other Therapies	073	MMA001	General Medicaid	92526					21.47	15	
Behavioral Health Providers	Other Therapies	073	MHP010	Hippotherapy	97110					14.50	256	

State of Rhode Island Office of the Health Insurance Commissioner Appendix 1E Medicaid MCO Benchmarks: Procedure Code												
Major Service Category	Detailed Service Category	Billing Provider Code	Program Indicator Code	Program Description	Proc Code	Mod 1	Mod 2	Mod 3	Mod 4	Current Rate	SFY 2022 FFS Units	Average Medicaid MCO Rate
Behavioral Health Providers	Other Therapies	073	MHP010	Hippotherapy	97110	GO				14.50	2	23.73
Behavioral Health Providers	Other Therapies	073	MHP010	Hippotherapy	97150	GO				19.00	4	
Behavioral Health Providers	Other Therapies	073	MHP010	Hippotherapy	97165					85.00	5	
Behavioral Health Providers	Other Therapies	073	MHP010	Hippotherapy	97168					85.00	2	
Behavioral Health Providers	Other Therapies	073	MMA001	General Medicaid	97530					15.89	444	
Behavioral Health Providers	Other Therapies	073	MMA001	General Medicaid	97530	GO				15.89	1	20.61
Behavioral Health Providers	Other Therapies	073	MMA001	General Medicaid	97535					10.73	50	
Behavioral Health Providers	Other Therapies	073	MMA001	General Medicaid	99214					27.00	1	
Behavioral Health Providers	Other Therapies	073	MHP010	Hippotherapy	H0046					36.00	43	
Behavioral Health Providers	Other Therapies	073	MHP010	Hippotherapy	H0046	HO				55.00	1,181	
Behavioral Health Providers	Other Therapies	073	MHP010	Hippotherapy	H2014					27.50	29	
Behavioral Health Providers	Other Therapies	073	MHP010	Hippotherapy	H2014	HO				27.50	454	
Behavioral Health Providers	Other Therapies	073	MHP015	Clubhouse	H2031					50.00	4,401	50.00
Behavioral Health Providers	Other Therapies	073	MHP010	Hippotherapy	S9446					20.00	3,019	
Behavioral Health Providers	Other Therapies	073	MHP010	Hippotherapy	T1016					16.00	1,234	
Behavioral Health Providers	Other Therapies	073	MHP010	Hippotherapy	T1024					31.00	4,388	
Behavioral Health Providers	Peer Recovery Services	109	MBP010	Peer Support Services-MH	H0038	U2				13.50	4,268	
Behavioral Health Providers	Peer Recovery Services	109	MBP010	Peer Support Services-MH	H0038	U2	HQ			4.00	10	
Behavioral Health Providers	Peer Recovery Services	109	MBP011	Peer Support Services-SA	H0038	U3				13.50	4,236	
Behavioral Health Providers	Peer Recovery Services	109	MBP011	Peer Support Services-SA	H0038	U3	HQ			4.00	726	
Behavioral Health Providers	Psychologist	030	MMA001	General Medicaid	90791					91.44	34	143.60
Behavioral Health Providers	Psychologist	030	MMA001	General Medicaid	90832					37.98	124	
Behavioral Health Providers	Psychologist	030	MMA001	General Medicaid	90834					48.92	4	
Behavioral Health Providers	Psychologist	030	MMA001	General Medicaid	90834	GT				48.92	4	
Behavioral Health Providers	Psychologist	030	MMA001	General Medicaid	90837					71.62	5	
Behavioral Health Providers	Psychologist	030	MMA001	General Medicaid	90847					80.00	2	
Behavioral Health Providers	Psychologist	030	MMA001	General Medicaid	96130					68.11	1	114.33
Behavioral Health Providers	Psychologist	030	MMA001	General Medicaid	96131					51.81	1	86.96
Behavioral Health Providers	Psychologist	030	MMA001	General Medicaid	96132					76.57	27	139.92
Behavioral Health Providers	Psychologist	030	MMA001	General Medicaid	96133					58.41	60	110.60
Behavioral Health Providers	Psychologist	030	MMA001	General Medicaid	96136					27.45	14	51.80
Behavioral Health Providers	Psychologist	030	MMA001	General Medicaid	96137					25.39	62	47.75
Behavioral Health Providers	Psychologist	030	MMA001	General Medicaid	96138					22.29	12	41.38
Behavioral Health Providers	Psychologist	030	MMA001	General Medicaid	96139					22.29	48	41.43
Behavioral Health Providers	Psychologist	030	MMA001	General Medicaid	99484					27.86	1	58.00
Behavioral Health Providers	Substance Use Rehabilitation	060	MMA001	General Medicaid	80307					47.89	16	57.53
Behavioral Health Providers	Substance Use Rehabilitation	060	MMA001	General Medicaid	90791					91.44	3	109.75
Behavioral Health Providers	Substance Use Rehabilitation	060	MMA001	General Medicaid	90792					75.34	4	110.00
Behavioral Health Providers	Substance Use Rehabilitation	060	MMA001	General Medicaid	90832					37.98	3	
Behavioral Health Providers	Substance Use Rehabilitation	060	MMA001	General Medicaid	90834					48.92	14	73.16
Behavioral Health Providers	Substance Use Rehabilitation	060	MMA001	General Medicaid	90834	95				48.92	2	
Behavioral Health Providers	Substance Use Rehabilitation	060	MMA001	General Medicaid	90837					71.62	1	85.39
Behavioral Health Providers	Substance Use Rehabilitation	060	MMA001	General Medicaid	99204					45.00	2	
Behavioral Health Providers	Substance Use Rehabilitation	060	MMA001	General Medicaid	99213					20.64	10	44.00
Behavioral Health Providers	Substance Use Rehabilitation	060	MMA001	General Medicaid	99214	95				27.00	2	

State of Rhode Island Office of the Health Insurance Commissioner Appendix 1E Medicaid MCO Benchmarks: Procedure Code												
Major Service Category	Detailed Service Category	Billing Provider Code	Program Indicator Code	Program Description	Proc Code	Mod 1	Mod 2	Mod 3	Mod 4	Current Rate	SFY 2022 FFS Units	Average Medicaid MCO Rate
Behavioral Health Providers	Substance Use Rehabilitation	060	MSA010	Substance Abuse Services	H0001					97.00	107	126.22
Behavioral Health Providers	Substance Use Rehabilitation	060	MSA010	Substance Abuse Services	H0001	UD				97.00	34	
Behavioral Health Providers	Substance Use Rehabilitation	060	MSA010	Substance Abuse Services	H0004					17.94	4,837	20.56
Behavioral Health Providers	Substance Use Rehabilitation	060	MSA010	Substance Abuse Services	H0004	UD				17.94	1,283	
Behavioral Health Providers	Substance Use Rehabilitation	060	MSA010	Substance Abuse Services	H0005					32.30	3,330	32.39
Behavioral Health Providers	Substance Use Rehabilitation	060	MSA010	Substance Abuse Services	H0005	UD				32.30	2,428	
Behavioral Health Providers	Substance Use Rehabilitation	060	MSA010	Substance Abuse Services	H0015	HF				91.50	152	
Behavioral Health Providers	Substance Use Rehabilitation	060	MSA010	Substance Abuse Services	H0020					12.14	27,220	
Behavioral Health Providers	Substance Use Rehabilitation	060	MBO020	Opioid Treatment Program	H0037					7.64	40,300	
Behavioral Health Providers	Substance Use Rehabilitation	060	MSA010	Substance Abuse Services	H2036					91.50	29	
Children's Services	CEDAR	082	MCE010	CEDAR Center Services	T1023					900.00	55	900.00
Children's Services	CEDAR	082	MCE010	CEDAR Center Services	T2022					25.00	114	
Children's Services	Early Intervention	059	MEI015	Early Intervention Non-MA	92522					217.21	2	
Children's Services	Early Intervention	059	MEI010	Early Intervention MA	92523					434.42	1	
Children's Services	Early Intervention	059	MEI015	Early Intervention Non-MA	92523					434.42	27	
Children's Services	Early Intervention	059	MEI010	Early Intervention MA	92523	52				217.21	6	176.46
Children's Services	Early Intervention	059	MEI015	Early Intervention Non-MA	92523	52				217.21	64	176.46
Children's Services	Early Intervention	059	MEI010	Early Intervention MA	97161					217.21	1	84.25
Children's Services	Early Intervention	059	MEI015	Early Intervention Non-MA	97161					217.21	14	84.25
Children's Services	Early Intervention	059	MEI010	Early Intervention MA	97162					217.21	2	157.13
Children's Services	Early Intervention	059	MEI015	Early Intervention Non-MA	97162					217.21	26	157.13
Children's Services	Early Intervention	059	MEI015	Early Intervention Non-MA	97163					217.21	7	
Children's Services	Early Intervention	059	MEI010	Early Intervention MA	97165					217.21	1	160.17
Children's Services	Early Intervention	059	MEI015	Early Intervention Non-MA	97165					217.21	73	160.17
Children's Services	Early Intervention	059	MEI010	Early Intervention MA	97166					217.21	1	165.15
Children's Services	Early Intervention	059	MEI015	Early Intervention Non-MA	97166					217.21	41	165.15
Children's Services	Early Intervention	059	MEI010	Early Intervention MA	97167					217.21	1	
Children's Services	Early Intervention	059	MEI015	Early Intervention Non-MA	97167					217.21	2	
Children's Services	Early Intervention	059	MEI015	Early Intervention Non-MA	97168					217.21	2	
Children's Services	Early Intervention	059	MMA001	General Medicaid	99502					59.95	37	
Children's Services	Early Intervention	059	MMA001	General Medicaid	99502	AJ				67.85	2	
Children's Services	Early Intervention	059	MMA001	General Medicaid	99502	TD				85.86	155	
Children's Services	Early Intervention	059	MEI010	Early Intervention MA	H0046					68.79	49	51.99
Children's Services	Early Intervention	059	MEI015	Early Intervention Non-MA	H0046					68.79	478	51.99
Children's Services	Early Intervention	059	MEI010	Early Intervention MA	H2000					1064.36	73	817.10
Children's Services	Early Intervention	059	MEI015	Early Intervention Non-MA	H2000					1064.36	619	817.10
Children's Services	Early Intervention	059	MEI010	Early Intervention MA	S9446					21.72	19	
Children's Services	Early Intervention	059	MEI015	Early Intervention Non-MA	S9446					21.72	247	
Children's Services	Early Intervention	059	MEI015	Early Intervention Non-MA	S9446	GO				21.72	12	
Children's Services	Early Intervention	059	MEI010	Early Intervention MA	S9446	TF				21.72	16	16.53
Children's Services	Early Intervention	059	MEI015	Early Intervention Non-MA	S9446	TF				21.72	64	16.53
Children's Services	Early Intervention	059	MEI010	Early Intervention MA	S9446	TG				27.83	12	
Children's Services	Early Intervention	059	MEI015	Early Intervention Non-MA	S9446	TG				27.83	411	
Children's Services	Early Intervention	059	MEI010	Early Intervention MA	T1013					25.59	217	20.14
Children's Services	Early Intervention	059	MEI015	Early Intervention Non-MA	T1013					25.59	474	20.14

State of Rhode Island Office of the Health Insurance Commissioner Appendix 1E Medicaid MCO Benchmarks: Procedure Code												
Major Service Category	Detailed Service Category	Billing Provider Code	Program Indicator Code	Program Description	Proc Code	Mod 1	Mod 2	Mod 3	Mod 4	Current Rate	SFY 2022 FFS Units	Average Medicaid MCO Rate
Children's Services	Early Intervention	059	MEI010	Early Intervention MA	T1013	TL				25.59	49	21.18
Children's Services	Early Intervention	059	MEI015	Early Intervention Non-MA	T1013	TL				25.59	115	21.18
Children's Services	Early Intervention	059	MEI010	Early Intervention MA	T1016					25.35	1,241	19.24
Children's Services	Early Intervention	059	MEI015	Early Intervention Non-MA	T1016					25.35	8,100	19.24
Children's Services	Early Intervention	059	MEI010	Early Intervention MA	T1016	TF				50.69	503	38.27
Children's Services	Early Intervention	059	MEI015	Early Intervention Non-MA	T1016	TF				50.69	3,698	38.27
Children's Services	Early Intervention	059	MEI015	Early Intervention Non-MA	T1016	TF	U2			25.35	1	
Children's Services	Early Intervention	059	MEI010	Early Intervention MA	T1016	TG				76.04	69	56.02
Children's Services	Early Intervention	059	MEI015	Early Intervention Non-MA	T1016	TG				76.04	296	56.02
Children's Services	Early Intervention	059	MEI010	Early Intervention MA	T1023					228.11	66	174.52
Children's Services	Early Intervention	059	MEI015	Early Intervention Non-MA	T1023					228.11	574	174.52
Children's Services	Early Intervention	059	MEI010	Early Intervention MA	T1023	TL				50.69	71	39.00
Children's Services	Early Intervention	059	MEI015	Early Intervention Non-MA	T1023	TL				50.69	579	39.00
Children's Services	Early Intervention	059	MEI010	Early Intervention MA	T1024					43.44	1,274	33.02
Children's Services	Early Intervention	059	MEI015	Early Intervention Non-MA	T1024					43.44	12,377	33.02
Children's Services	Early Intervention	059	MEI010	Early Intervention MA	T1024	AE				43.44	38	33.22
Children's Services	Early Intervention	059	MEI015	Early Intervention Non-MA	T1024	AE				43.44	145	33.22
Children's Services	Early Intervention	059	MEI015	Early Intervention Non-MA	T1024	AJ				43.44	66	
Children's Services	Early Intervention	059	MEI010	Early Intervention MA	T1024	GN				43.44	1,026	33.43
Children's Services	Early Intervention	059	MEI015	Early Intervention Non-MA	T1024	GN				43.44	9,493	33.43
Children's Services	Early Intervention	059	MEI010	Early Intervention MA	T1024	GO				43.44	1,015	33.19
Children's Services	Early Intervention	059	MEI015	Early Intervention Non-MA	T1024	GO				43.44	4,762	33.19
Children's Services	Early Intervention	059	MEI010	Early Intervention MA	T1024	GP				43.44	871	33.39
Children's Services	Early Intervention	059	MEI015	Early Intervention Non-MA	T1024	GP				43.44	2,440	33.39
Children's Services	Early Intervention	059	MEI010	Early Intervention MA	T1024	HN				29.70	646	20.09
Children's Services	Early Intervention	059	MEI015	Early Intervention Non-MA	T1024	HN				29.70	3,453	20.09
Children's Services	Early Intervention	059	MEI010	Early Intervention MA	T1024	TD				43.44	89	33.07
Children's Services	Early Intervention	059	MEI015	Early Intervention Non-MA	T1024	TD				43.44	242	33.07
Children's Services	Early Intervention	059	MEI010	Early Intervention MA	T1024	TG				43.44	10	
Children's Services	Early Intervention	059	MEI015	Early Intervention Non-MA	T1024	TG				43.44	54	
Children's Services	Early Intervention	059	MEI010	Early Intervention MA	T1024	TG	HO			43.44	10	
Children's Services	Early Intervention	059	MEI010	Early Intervention MA	T1024	TL	HO			43.44	13	32.46
Children's Services	Early Intervention	059	MEI015	Early Intervention Non-MA	T1024	TL	HO			43.44	71	32.46
Children's Services	Early Intervention	059	MEI010	Early Intervention MA	T1027					43.44	1,083	33.41
Children's Services	Early Intervention	059	MEI015	Early Intervention Non-MA	T1027					43.44	10,733	33.41
Children's Services	Early Intervention	059	MEI010	Early Intervention MA	T1027	AE				43.44	77	34.15
Children's Services	Early Intervention	059	MEI015	Early Intervention Non-MA	T1027	AE				43.44	253	34.15
Children's Services	Early Intervention	059	MEI010	Early Intervention MA	T1027	AJ				43.44	23	
Children's Services	Early Intervention	059	MEI015	Early Intervention Non-MA	T1027	AJ				43.44	196	
Children's Services	Early Intervention	059	MEI010	Early Intervention MA	T1027	GN				43.44	1,078	33.78
Children's Services	Early Intervention	059	MEI015	Early Intervention Non-MA	T1027	GN				43.44	12,869	33.78
Children's Services	Early Intervention	059	MEI010	Early Intervention MA	T1027	GO				43.44	942	33.24
Children's Services	Early Intervention	059	MEI015	Early Intervention Non-MA	T1027	GO				43.44	4,733	33.24
Children's Services	Early Intervention	059	MEI010	Early Intervention MA	T1027	GP				43.44	1,405	33.09
Children's Services	Early Intervention	059	MEI015	Early Intervention Non-MA	T1027	GP				43.44	5,359	33.09

State of Rhode Island Office of the Health Insurance Commissioner Appendix 1E Medicaid MCO Benchmarks: Procedure Code												
Major Service Category	Detailed Service Category	Billing Provider Code	Program Indicator Code	Program Description	Proc Code	Mod 1	Mod 2	Mod 3	Mod 4	Current Rate	SFY 2022 FFS Units	Average Medicaid MCO Rate
Children's Services	Early Intervention	059	MEI010	Early Intervention MA	T1027	HN				29.70	336	22.81
Children's Services	Early Intervention	059	MEI015	Early Intervention Non-MA	T1027	HN				29.70	2,652	22.81
Children's Services	Early Intervention	059	MEI010	Early Intervention MA	T1027	TD				43.44	101	35.95
Children's Services	Early Intervention	059	MEI015	Early Intervention Non-MA	T1027	TD				43.44	201	35.95
Children's Services	Early Intervention	059	MEI010	Early Intervention MA	T1027	TG				43.44	24	34.38
Children's Services	Early Intervention	059	MEI015	Early Intervention Non-MA	T1027	TG				43.44	83	34.38
Children's Services	Early Intervention	059	MEI015	Early Intervention Non-MA	T1027	TG	HO			43.44	30	
Children's Services	Early Intervention	059	MEI010	Early Intervention MA	T2004					14.49	2	10.90
Children's Services	Early Intervention	059	MEI015	Early Intervention Non-MA	V2799					43.44	4	9.91
Children's Services	Home/Center Based Therapeutic Services	080	MMA001	General Medicaid	90837					71.62	9	90.08
Children's Services	Home/Center Based Therapeutic Services	080	MMA001	General Medicaid	90847					80.00	2	
Children's Services	Home/Center Based Therapeutic Services	080	MMA001	General Medicaid	90853					14.40	9	
Children's Services	Home/Center Based Therapeutic Services	080	MCE030	CEDAR Direct- Kids Connect	97150					8.00	204,705	
Children's Services	Home/Center Based Therapeutic Services	080	MCE030	CEDAR Direct- Kids Connect	97150	HA				16.00	19,443	
Children's Services	Home/Center Based Therapeutic Services	080	MCE025	CEDAR Direct For HBTS And PAS	H0046					36.00	11,864	17.50
Children's Services	Home/Center Based Therapeutic Services	080	MCE025	CEDAR Direct For HBTS And PAS	H0046	HN				15.68	162	
Children's Services	Home/Center Based Therapeutic Services	080	MCE025	CEDAR Direct For HBTS And PAS	H0046	HO				55.00	15,529	40.00
Children's Services	Home/Center Based Therapeutic Services	080	MCE025	CEDAR Direct For HBTS And PAS	H0046	HO	U1			27.50	6,407	20.00
Children's Services	Home/Center Based Therapeutic Services	080	MCE025	CEDAR Direct For HBTS And PAS	H0046	HO	XP			55.00	28	
Children's Services	Home/Center Based Therapeutic Services	080	MCE025	CEDAR Direct For HBTS And PAS	H0046	HP				65.00	2	
Children's Services	Home/Center Based Therapeutic Services	080	MCE025	CEDAR Direct For HBTS And PAS	H0046	HP	U1			32.50	8	
Children's Services	Home/Center Based Therapeutic Services	080	MCE025	CEDAR Direct For HBTS And PAS	H0046	U1				18.00	3,051	8.75
Children's Services	Home/Center Based Therapeutic Services	080	MCE030	CEDAR Direct- Kids Connect	H2000					330.00	84	
Children's Services	Home/Center Based Therapeutic Services	080	MCE025	CEDAR Direct For HBTS And PAS	H2014					27.50	1,438	20.00
Children's Services	Home/Center Based Therapeutic Services	080	MCE025	CEDAR Direct For HBTS And PAS	H2014	HO				27.50	8,203	20.00
Children's Services	Home/Center Based Therapeutic Services	080	MCE025	CEDAR Direct For HBTS And PAS	H2014	HP				32.50	12	
Children's Services	Home/Center Based Therapeutic Services	080	MCE025	CEDAR Direct For HBTS And PAS	H2016					4.95	91,876	3.66
Children's Services	Home/Center Based Therapeutic Services	080	MCE030	CEDAR Direct- Kids Connect	H2021					40.00	244	
Children's Services	Home/Center Based Therapeutic Services	080	MCE025	CEDAR Direct For HBTS And PAS	S9446					20.00	757	
Children's Services	Home/Center Based Therapeutic Services	080	MRP019	ICF/MR Respite Waiver	T1005					9.00	63,253	
Children's Services	Home/Center Based Therapeutic Services	080	MRP020	Hospital/SNF Respite Waiver	T1005					9.00	659	
Children's Services	Home/Center Based Therapeutic Services	080	MRP021	Psych Hospital Respite Waiver	T1005					9.00	72	
Children's Services	Home/Center Based Therapeutic Services	080	MRP019	ICF/MR Respite Waiver	T1005	UN				2.30	5,547	
Children's Services	Home/Center Based Therapeutic Services	080	MRP019	ICF/MR Respite Waiver	T1005	UP				2.30	228	
Children's Services	Home/Center Based Therapeutic Services	080	MCE025	CEDAR Direct For HBTS And PAS	T1013					25.00	35	
Children's Services	Home/Center Based Therapeutic Services	080	MCE025	CEDAR Direct For HBTS And PAS	T1013	U1				25.00	11	17.65
Children's Services	Home/Center Based Therapeutic Services	080	MCE025	CEDAR Direct For HBTS And PAS	T1016					16.00	50,689	8.75
Children's Services	Home/Center Based Therapeutic Services	080	MCE025	CEDAR Direct For HBTS And PAS	T1016	U1				13.50	38,898	7.84
Children's Services	Home/Center Based Therapeutic Services	080	MCE025	CEDAR Direct For HBTS And PAS	T1019					11.25	5,850	
Children's Services	Home/Center Based Therapeutic Services	080	MCE025	CEDAR Direct For HBTS And PAS	T1019	TF				11.25	30,147	
Children's Services	Home/Center Based Therapeutic Services	080	MCE025	CEDAR Direct For HBTS And PAS	T1019	TG				11.25	354,205	5.46
Children's Services	Home/Center Based Therapeutic Services	080	MCE025	CEDAR Direct For HBTS And PAS	T1023	U1				330.00	213	266.00
Children's Services	Home/Center Based Therapeutic Services	080	MCE025	CEDAR Direct For HBTS And PAS	T1024					31.00	55,579	17.50
Children's Services	Home/Center Based Therapeutic Services	080	MCE025	CEDAR Direct For HBTS And PAS	T1024	U1				15.50	41,505	12.37
Children's Services	Home/Center Based Therapeutic Services	080	MCE025	CEDAR Direct For HBTS And PAS	T1024	XP				31.00	13	

State of Rhode Island Office of the Health Insurance Commissioner Appendix 1E Medicaid MCO Benchmarks: Procedure Code												
Major Service Category	Detailed Service Category	Billing Provider Code	Program Indicator Code	Program Description	Proc Code	Mod 1	Mod 2	Mod 3	Mod 4	Current Rate	SFY 2022 FFS Units	Average Medicaid MCO Rate
Children's Services	Home/Center Based Therapeutic Services	080	MCE025	CEDAR Direct For HBTS And PAS	T1027					27.50	16,117	16.63
Children's Services	Home/Center Based Therapeutic Services	080	MRP019	ICF/MR Respite Waiver	T2024					220.00	213	
Children's Services	Home/Center Based Therapeutic Services	080	MRP020	Hospital/SNF Respite Waiver	T2024					220.00	1	
Children's Services	Home/Center Based Therapeutic Services	080	MRP021	Psych Hospital Respite Waiver	T2024					220.00	2	

Notes

1. Services included are limited to those listed in Appendix 1 of the *Reimbursement rates report* dated March 29, 2023.
2. The Medicaid FFS rates are effective as of February 28, 2023, and the time period represented by the benchmarks is prior to this date.
3. Average Medicaid MCO reimbursement rates represent SFY 2022 Medicaid MCO claims where each MCO had submitted at least one claim at the procedure code and modifier level.
4. Insight into service requirements (e.g., required professional credentials) or payment structure (e.g., billed unit type) is not always available for claims-based benchmarks. Differences in these items may contribute to the reimbursement variances noted in this report.
5. Benchmarks are subject to data availability. Not all Medicaid services within a service category are benchmarked. See the Methodology section of the accompanying "Private Payer, Medicare, and Medicaid MCO Rate Benchmarks" report for further information.

APPENDIX 1F

Medicare benchmarks: Procedure code

State of Rhode Island Office of the Health Insurance Commissioner Appendix 1F Medicare Benchmarks: Procedure Code												
Major Service Category	Detailed Service Category	Billing Provider Code	Program Indicator Code	Program Description	Proc Code	Mod 1	Mod 2	Mod 3	Mod 4	Current Rate	SFY 2022 FFS Units	Medicare Rate
Behavioral Health Providers	BHDDH Behavioral Health Group	066	MBH015	Behavioral Services Non-DCYF	90791					150.00	3	183.64
Behavioral Health Providers	BHDDH Behavioral Health Group	066	MMH015	Adult Mental Health	90791	AJ				131.75	99	183.64
Behavioral Health Providers	BHDDH Behavioral Health Group	066	MMH015	Adult Mental Health	90791	HF				108.50	17	183.64
Behavioral Health Providers	BHDDH Behavioral Health Group	066	MMH015	Adult Mental Health	90791	HO				131.75	114	183.64
Behavioral Health Providers	BHDDH Behavioral Health Group	066	MMH015	Adult Mental Health	90791	TD				124.00	109	183.64
Behavioral Health Providers	BHDDH Behavioral Health Group	066	MMH015	Adult Mental Health	90791	UA				116.25	38	183.64
Behavioral Health Providers	BHDDH Behavioral Health Group	066	MMA001	General Medicaid	90792					75.34	2	205.71
Behavioral Health Providers	BHDDH Behavioral Health Group	066	MMH015	Adult Mental Health	90792					294.35	62	205.71
Behavioral Health Providers	BHDDH Behavioral Health Group	066	MMH015	Adult Mental Health	90792	TD	TF			250.20	11	205.71
Behavioral Health Providers	BHDDH Behavioral Health Group	066	MBH015	Behavioral Services Non-DCYF	90832					47.50	10	79.85
Behavioral Health Providers	BHDDH Behavioral Health Group	066	MMH015	Adult Mental Health	90832	AJ				52.50	79	79.85
Behavioral Health Providers	BHDDH Behavioral Health Group	066	MMH015	Adult Mental Health	90832	HF				45.50	157	79.85
Behavioral Health Providers	BHDDH Behavioral Health Group	066	MMH015	Adult Mental Health	90832	HO				52.50	281	79.85
Behavioral Health Providers	BHDDH Behavioral Health Group	066	MMH015	Adult Mental Health	90832	UA				49.00	253	79.85
Behavioral Health Providers	BHDDH Behavioral Health Group	066	MMA001	General Medicaid	90833					25.18	12	73.15
Behavioral Health Providers	BHDDH Behavioral Health Group	066	MMH015	Adult Mental Health	90833					42.00	16	73.15
Behavioral Health Providers	BHDDH Behavioral Health Group	066	MMH015	Adult Mental Health	90833	TD	TF			37.50	1	73.15
Behavioral Health Providers	BHDDH Behavioral Health Group	066	MBH015	Behavioral Services Non-DCYF	90834					71.25	52	105.41
Behavioral Health Providers	BHDDH Behavioral Health Group	066	MMH015	Adult Mental Health	90834	AJ				72.00	173	105.41
Behavioral Health Providers	BHDDH Behavioral Health Group	066	MMH015	Adult Mental Health	90834	HF				62.40	202	105.41
Behavioral Health Providers	BHDDH Behavioral Health Group	066	MMH015	Adult Mental Health	90834	HO				72.00	573	105.41
Behavioral Health Providers	BHDDH Behavioral Health Group	066	MMH015	Adult Mental Health	90834	UA				67.20	400	105.41
Behavioral Health Providers	BHDDH Behavioral Health Group	066	MMA001	General Medicaid	90836					40.87	6	92.33
Behavioral Health Providers	BHDDH Behavioral Health Group	066	MBH015	Behavioral Services Non-DCYF	90837					95.00	1	154.78
Behavioral Health Providers	BHDDH Behavioral Health Group	066	MMH015	Adult Mental Health	90837	AJ				75.00	59	154.78
Behavioral Health Providers	BHDDH Behavioral Health Group	066	MMH015	Adult Mental Health	90837	HF				65.00	27	154.78
Behavioral Health Providers	BHDDH Behavioral Health Group	066	MMH015	Adult Mental Health	90837	HO				75.00	189	154.78
Behavioral Health Providers	BHDDH Behavioral Health Group	066	MMH015	Adult Mental Health	90837	UA				70.00	137	154.78
Behavioral Health Providers	BHDDH Behavioral Health Group	066	MMH015	Adult Mental Health	90846					90.00	1	
Behavioral Health Providers	BHDDH Behavioral Health Group	066	MMH015	Adult Mental Health	90846	AJ				67.50	1	
Behavioral Health Providers	BHDDH Behavioral Health Group	066	MMH015	Adult Mental Health	90847					96.00	1	
Behavioral Health Providers	BHDDH Behavioral Health Group	066	MMH015	Adult Mental Health	90847	HO				72.00	2	
Behavioral Health Providers	BHDDH Behavioral Health Group	066	MMH015	Adult Mental Health	90847	UA				67.20	2	
Behavioral Health Providers	BHDDH Behavioral Health Group	066	MMH015	Adult Mental Health	90853					48.00	1	28.05
Behavioral Health Providers	BHDDH Behavioral Health Group	066	MMH015	Adult Mental Health	90853	AJ				36.00	2	28.05
Behavioral Health Providers	BHDDH Behavioral Health Group	066	MMH015	Adult Mental Health	90853	HF				31.20	89	28.05
Behavioral Health Providers	BHDDH Behavioral Health Group	066	MMH015	Adult Mental Health	90853	HO				36.00	34	28.05
Behavioral Health Providers	BHDDH Behavioral Health Group	066	MMH015	Adult Mental Health	90853	UA				33.60	13	28.05
Behavioral Health Providers	BHDDH Behavioral Health Group	066	MMA001	General Medicaid	99203					29.00	6	117.43
Behavioral Health Providers	BHDDH Behavioral Health Group	066	MMA001	General Medicaid	99204					45.00	8	174.72
Behavioral Health Providers	BHDDH Behavioral Health Group	066	MMA001	General Medicaid	99205					46.00	2	231.00
Behavioral Health Providers	BHDDH Behavioral Health Group	066	MMH015	Adult Mental Health	99211					8.05	152	24.47
Behavioral Health Providers	BHDDH Behavioral Health Group	066	MMH015	Adult Mental Health	99211	TD				7.50	4,333	24.47
Behavioral Health Providers	BHDDH Behavioral Health Group	066	MMH015	Adult Mental Health	99212					56.00	7	59.39
Behavioral Health Providers	BHDDH Behavioral Health Group	066	MMA001	General Medicaid	99213					20.64	27	95.02

State of Rhode Island Office of the Health Insurance Commissioner Appendix 1F Medicare Benchmarks: Procedure Code												
Major Service Category	Detailed Service Category	Billing Provider Code	Program Indicator Code	Program Description	Proc Code	Mod 1	Mod 2	Mod 3	Mod 4	Current Rate	SFY 2022 FFS Units	Medicare Rate
Behavioral Health Providers	BHDDH Behavioral Health Group	066	MMH015	Adult Mental Health	99213					78.00	192	95.02
Behavioral Health Providers	BHDDH Behavioral Health Group	066	MMH015	Adult Mental Health	99213	TD	TF			66.30	58	95.02
Behavioral Health Providers	BHDDH Behavioral Health Group	066	MMA001	General Medicaid	99214					27.00	49	133.93
Behavioral Health Providers	BHDDH Behavioral Health Group	066	MMH015	Adult Mental Health	99214					118.00	240	133.93
Behavioral Health Providers	BHDDH Behavioral Health Group	066	MMH015	Adult Mental Health	99214	TD	TF			100.30	65	133.93
Behavioral Health Providers	BHDDH Behavioral Health Group	066	MMH015	Adult Mental Health	99215					148.00	15	188.75
Behavioral Health Providers	BHDDH Behavioral Health Group	066	MMH015	Adult Mental Health	99215	TD	TF			125.80	2	188.75
Behavioral Health Providers	BHDDH Behavioral Health Group	066	MBH015	Behavioral Services Non-DCYF	H0004	AJ				16.25	781	
Behavioral Health Providers	BHDDH Behavioral Health Group	066	MBH015	Behavioral Services Non-DCYF	H0004	HO				16.25	252	
Behavioral Health Providers	BHDDH Behavioral Health Group	066	MBH015	Behavioral Services Non-DCYF	H0004	HO	HR			18.75	36	
Behavioral Health Providers	BHDDH Behavioral Health Group	066	MBH015	Behavioral Services Non-DCYF	H0004	HO	HS			18.75	10	
Behavioral Health Providers	BHDDH Behavioral Health Group	066	MBH015	Behavioral Services Non-DCYF	H0004	HQ	AJ			5.00	4	
Behavioral Health Providers	BHDDH Behavioral Health Group	066	MBH015	Behavioral Services Non-DCYF	H0004	HQ	HO			5.00	4	
Behavioral Health Providers	BHDDH Behavioral Health Group	066	MBH015	Behavioral Services Non-DCYF	H0031	AJ				100.00	30	
Behavioral Health Providers	BHDDH Behavioral Health Group	066	MBH015	Behavioral Services Non-DCYF	H0031	HO				100.00	5	
Behavioral Health Providers	BHDDH Behavioral Health Group	066	MBH015	Behavioral Services Non-DCYF	H2010					30.00	28	
Behavioral Health Providers	CMHC - ACT	061	MBA010	Assertive Community Treatment	H0040					41.65	140,144	
Behavioral Health Providers	CMHC - IHH	061	MBI010	Integrated Health Home	H0037					13.82	605,132	
Behavioral Health Providers	CMHC - MHPRR	061	MMH015	Adult Mental Health	H0019					85.00	1	
Behavioral Health Providers	CMHC - MHPRR	061	MMH015	Adult Mental Health	H0019	U1				85.00	4,669	
Behavioral Health Providers	CMHC - MHPRR	061	MMH015	Adult Mental Health	H0019	U3				125.00	11,137	
Behavioral Health Providers	CMHC - MHPRR	061	MMH015	Adult Mental Health	H0019	U4				125.00	31,937	
Behavioral Health Providers	CMHC - Other	061	MDC080	Proj Connect & Residential Counsel	H0019	U5				532.38	2,000	
Behavioral Health Providers	CMHC - MHPRR	061	MMH015	Adult Mental Health	H0019	U5				175.00	3,540	
Behavioral Health Providers	CMHC - Other	061	MDC080	Proj Connect & Residential Counsel	H0019	U6				571.14	2,543	
Behavioral Health Providers	CMHC - Other	061	MDC080	Proj Connect & Residential Counsel	H0019	U7				580.26	2,470	
Behavioral Health Providers	CMHC - Other	061	MDC080	Proj Connect & Residential Counsel	H0019	U8				661.50	2,171	
Behavioral Health Providers	CMHC - Other	061	MMH015	Adult Mental Health	90791	AJ				131.75	1	
Behavioral Health Providers	CMHC - Other	061	MMH015	Adult Mental Health	90791	HO				131.75	2	
Behavioral Health Providers	CMHC - Other	061	MMH015	Adult Mental Health	90791	UA				116.25	1	
Behavioral Health Providers	CMHC - Other	061	MMH015	Adult Mental Health	90792					294.35	1	
Behavioral Health Providers	CMHC - Other	061	MMH015	Adult Mental Health	90834	UA				67.20	1	
Behavioral Health Providers	CMHC - Other	061	MMH015	Adult Mental Health	99211					8.05	21	
Behavioral Health Providers	CMHC - Other	061	MMH015	Adult Mental Health	99211	TD				7.50	6	
Behavioral Health Providers	CMHC - Other	061	MMH015	Adult Mental Health	99213					78.00	1	
Behavioral Health Providers	CMHC - Other	061	MMH015	Adult Mental Health	99214					118.00	2	
Behavioral Health Providers	CMHC - Other	061	MBH090	Children's Intensive Services DHS	H0004					24.50	504	
Behavioral Health Providers	CMHC - Other	061	MMH015	Adult Mental Health	H0036	HN				21.25	4,099	
Behavioral Health Providers	CMHC - Other	061	MMA001	General Medicaid	H2001					223.50	12,856	
Behavioral Health Providers	CMHC - Other	061	MMA001	General Medicaid	H2011					22.50	2	
Behavioral Health Providers	CMHC - Other	061	MMH015	Adult Mental Health	H2011	U1				37.50	1,291	
Behavioral Health Providers	CMHC - Other	061	MBH090	Children's Intensive Services DHS	H2014					22.00	61	
Behavioral Health Providers	CMHC - Other	061	MDC080	Proj Connect & Residential Counsel	H2022					33.24	18,493	
Behavioral Health Providers	CMHC - Other	061	MMH015	Adult Mental Health	H2023					21.25	9,842	
Behavioral Health Providers	CMHC - Other	061	MBH090	Children's Intensive Services DHS	T1023					300.00	1	

State of Rhode Island Office of the Health Insurance Commissioner Appendix 1F Medicare Benchmarks: Procedure Code												
Major Service Category	Detailed Service Category	Billing Provider Code	Program Indicator Code	Program Description	Proc Code	Mod 1	Mod 2	Mod 3	Mod 4	Current Rate	SFY 2022 FFS Units	Medicare Rate
Behavioral Health Providers	CMHC - Other	061	MMH010	Adult Mental Health	X0341					125.00	19	
Behavioral Health Providers	CMHC - Other	061	MAS010	Behavioral Health Acute	X0341	HH	TG			394.00	1,475	
Behavioral Health Providers	CMHC - Other	061	MBH090	Children's Intensive Services DHS	X0709					568.00	81	
Behavioral Health Providers	Children's Behavioral Health Group	047	MMA001	General Medicaid	90785					2.89	22	15.26
Behavioral Health Providers	Children's Behavioral Health Group	047	MBH015	Behavioral Services Non-DCYF	90791					150.00	30	183.64
Behavioral Health Providers	Children's Behavioral Health Group	047	MBH015	Behavioral Services Non-DCYF	90791	HP				125.00	10	183.64
Behavioral Health Providers	Children's Behavioral Health Group	047	MBH015	Behavioral Services Non-DCYF	90832					47.50	3	79.85
Behavioral Health Providers	Children's Behavioral Health Group	047	MMA001	General Medicaid	90832					37.98	1	79.85
Behavioral Health Providers	Children's Behavioral Health Group	047	MBH015	Behavioral Services Non-DCYF	90832	HP				40.00	8	79.85
Behavioral Health Providers	Children's Behavioral Health Group	047	MBH015	Behavioral Services Non-DCYF	90834					71.25	40	105.41
Behavioral Health Providers	Children's Behavioral Health Group	047	MBH015	Behavioral Services Non-DCYF	90834	HP				60.00	21	105.41
Behavioral Health Providers	Children's Behavioral Health Group	047	MMA001	General Medicaid	90836					40.87	1	92.33
Behavioral Health Providers	Children's Behavioral Health Group	047	MBH015	Behavioral Services Non-DCYF	90837					95.00	19	154.78
Behavioral Health Providers	Children's Behavioral Health Group	047	MBH015	Behavioral Services Non-DCYF	90837	HP				80.00	20	154.78
Behavioral Health Providers	Children's Behavioral Health Group	047	MMA001	General Medicaid	90838					65.84	1	121.47
Behavioral Health Providers	Children's Behavioral Health Group	047	MBH015	Behavioral Services Non-DCYF	90846	HP				90.00	10	
Behavioral Health Providers	Children's Behavioral Health Group	047	MBH015	Behavioral Services Non-DCYF	90847	HP				90.00	44	
Behavioral Health Providers	Children's Behavioral Health Group	047	MMA001	General Medicaid	96132					76.57	1	136.26
Behavioral Health Providers	Children's Behavioral Health Group	047	MMA001	General Medicaid	96133					58.41	4	105.70
Behavioral Health Providers	Children's Behavioral Health Group	047	MMA001	General Medicaid	96136					27.45	1	46.54
Behavioral Health Providers	Children's Behavioral Health Group	047	MMA001	General Medicaid	96137					25.39	5	41.96
Behavioral Health Providers	Children's Behavioral Health Group	047	MMA001	General Medicaid	99204					45.00	1	174.72
Behavioral Health Providers	Children's Behavioral Health Group	047	MMA001	General Medicaid	99213					20.64	1	95.02
Behavioral Health Providers	Children's Behavioral Health Group	047	MMA001	General Medicaid	99214					27.00	2	133.93
Behavioral Health Providers	Children's Behavioral Health Group	047	MMA001	General Medicaid	99221					38.18	1	103.26
Behavioral Health Providers	Children's Behavioral Health Group	047	MMA001	General Medicaid	99222					44.00	2	138.86
Behavioral Health Providers	Children's Behavioral Health Group	047	MMA001	General Medicaid	99223					46.00	5	203.53
Behavioral Health Providers	Children's Behavioral Health Group	047	MMA001	General Medicaid	99231					17.00	14	39.75
Behavioral Health Providers	Children's Behavioral Health Group	047	MMA001	General Medicaid	99232					29.72	29	73.18
Behavioral Health Providers	Children's Behavioral Health Group	047	MMA001	General Medicaid	99233					29.72	12	105.16
Behavioral Health Providers	Children's Behavioral Health Group	047	MMA001	General Medicaid	99238					34.88	1	74.03
Behavioral Health Providers	Children's Behavioral Health Group	047	MMA001	General Medicaid	99285					92.55	3	182.79
Behavioral Health Providers	Children's Behavioral Health Group	047	MBH015	Behavioral Services Non-DCYF	H0004	AJ				16.25	109	
Behavioral Health Providers	Children's Behavioral Health Group	047	MBH010	Behavioral Health Services DHS	H0031	HO	H9			70.00	26	
Behavioral Health Providers	Children's Behavioral Health Group	047	MBH010	Behavioral Health Services DHS	H0031	HP	H9			80.00	27	
Behavioral Health Providers	Emergency Behavioral Health Service	111	MBL010	Behavioral Healthcare Link	S9485					598.50	1,155	
Behavioral Health Providers	Licensed Therapist	017	MBH015	Behavioral Services Non-DCYF	90791					150.00	1	183.64
Behavioral Health Providers	Licensed Therapist	017	MBH015	Behavioral Services Non-DCYF	90834					71.25	33	105.41
Behavioral Health Providers	Licensed Therapist	017	MBH015	Behavioral Services Non-DCYF	90837					95.00	2	154.78
Behavioral Health Providers	Licensed Therapist	017	MBH015	Behavioral Services Non-DCYF	H0004	HO	HR			18.75	48	
Behavioral Health Providers	Other Therapies	073	MHP010	Hippotherapy	92507					29.00	238	80.63
Behavioral Health Providers	Other Therapies	073	MHP010	Hippotherapy	92508					19.00	76	25.06
Behavioral Health Providers	Other Therapies	073	MHP010	Hippotherapy	92523					85.00	5	238.76
Behavioral Health Providers	Other Therapies	073	MMA001	General Medicaid	92526					21.47	15	89.66
Behavioral Health Providers	Other Therapies	073	MHP010	Hippotherapy	97110					14.50	256	31.09

State of Rhode Island Office of the Health Insurance Commissioner Appendix 1F Medicare Benchmarks: Procedure Code												
Major Service Category	Detailed Service Category	Billing Provider Code	Program Indicator Code	Program Description	Proc Code	Mod 1	Mod 2	Mod 3	Mod 4	Current Rate	SFY 2022 FFS Units	Medicare Rate
Behavioral Health Providers	Other Therapies	073	MHP010	Hippotherapy	97110	GO				14.50	2	31.09
Behavioral Health Providers	Other Therapies	073	MHP010	Hippotherapy	97150	GO				19.00	4	18.56
Behavioral Health Providers	Other Therapies	073	MHP010	Hippotherapy	97165					85.00	5	106.48
Behavioral Health Providers	Other Therapies	073	MHP010	Hippotherapy	97168					85.00	2	73.36
Behavioral Health Providers	Other Therapies	073	MMA001	General Medicaid	97530					15.89	444	39.44
Behavioral Health Providers	Other Therapies	073	MMA001	General Medicaid	97530	GO				15.89	1	39.44
Behavioral Health Providers	Other Therapies	073	MMA001	General Medicaid	97535					10.73	50	34.71
Behavioral Health Providers	Other Therapies	073	MMA001	General Medicaid	99214					27.00	1	133.93
Behavioral Health Providers	Other Therapies	073	MHP010	Hippotherapy	H0046					36.00	43	
Behavioral Health Providers	Other Therapies	073	MHP010	Hippotherapy	H0046	HO				55.00	1,181	
Behavioral Health Providers	Other Therapies	073	MHP010	Hippotherapy	H2014					27.50	29	
Behavioral Health Providers	Other Therapies	073	MHP010	Hippotherapy	H2014	HO				27.50	454	
Behavioral Health Providers	Other Therapies	073	MHP015	Clubhouse	H2031					50.00	4,401	
Behavioral Health Providers	Other Therapies	073	MHP010	Hippotherapy	S9446					20.00	3,019	
Behavioral Health Providers	Other Therapies	073	MHP010	Hippotherapy	T1016					16.00	1,234	
Behavioral Health Providers	Other Therapies	073	MHP010	Hippotherapy	T1024					31.00	4,388	
Behavioral Health Providers	Peer Recovery Services	109	MBP010	Peer Support Services-MH	H0038	U2				13.50	4,268	
Behavioral Health Providers	Peer Recovery Services	109	MBP010	Peer Support Services-MH	H0038	U2	HQ			4.00	10	
Behavioral Health Providers	Peer Recovery Services	109	MBP011	Peer Support Services-SA	H0038	U3				13.50	4,236	
Behavioral Health Providers	Peer Recovery Services	109	MBP011	Peer Support Services-SA	H0038	U3	HQ			4.00	726	
Behavioral Health Providers	Psychologist	030	MMA001	General Medicaid	90791					91.44	34	183.64
Behavioral Health Providers	Psychologist	030	MMA001	General Medicaid	90832					37.98	124	79.85
Behavioral Health Providers	Psychologist	030	MMA001	General Medicaid	90834					48.92	4	105.41
Behavioral Health Providers	Psychologist	030	MMA001	General Medicaid	90834	GT				48.92	4	105.41
Behavioral Health Providers	Psychologist	030	MMA001	General Medicaid	90837					71.62	5	154.78
Behavioral Health Providers	Psychologist	030	MMA001	General Medicaid	90847					80.00	2	
Behavioral Health Providers	Psychologist	030	MMA001	General Medicaid	96130					68.11	1	124.65
Behavioral Health Providers	Psychologist	030	MMA001	General Medicaid	96131					51.81	1	92.62
Behavioral Health Providers	Psychologist	030	MMA001	General Medicaid	96132					76.57	27	136.26
Behavioral Health Providers	Psychologist	030	MMA001	General Medicaid	96133					58.41	60	105.70
Behavioral Health Providers	Psychologist	030	MMA001	General Medicaid	96136					27.45	14	46.54
Behavioral Health Providers	Psychologist	030	MMA001	General Medicaid	96137					25.39	62	41.96
Behavioral Health Providers	Psychologist	030	MMA001	General Medicaid	96138					22.29	12	36.97
Behavioral Health Providers	Psychologist	030	MMA001	General Medicaid	96139					22.29	48	37.69
Behavioral Health Providers	Psychologist	030	MMA001	General Medicaid	99484					27.86	1	46.12
Behavioral Health Providers	Substance Use Rehabilitation	060	MMA001	General Medicaid	80307					47.89	16	
Behavioral Health Providers	Substance Use Rehabilitation	060	MMA001	General Medicaid	90791					91.44	3	183.64
Behavioral Health Providers	Substance Use Rehabilitation	060	MMA001	General Medicaid	90792					75.34	4	205.71
Behavioral Health Providers	Substance Use Rehabilitation	060	MMA001	General Medicaid	90832					37.98	3	79.85
Behavioral Health Providers	Substance Use Rehabilitation	060	MMA001	General Medicaid	90834					48.92	14	105.41
Behavioral Health Providers	Substance Use Rehabilitation	060	MMA001	General Medicaid	90834	95				48.92	2	105.41
Behavioral Health Providers	Substance Use Rehabilitation	060	MMA001	General Medicaid	90837					71.62	1	154.78
Behavioral Health Providers	Substance Use Rehabilitation	060	MMA001	General Medicaid	99204					45.00	2	174.72
Behavioral Health Providers	Substance Use Rehabilitation	060	MMA001	General Medicaid	99213					20.64	10	95.02
Behavioral Health Providers	Substance Use Rehabilitation	060	MMA001	General Medicaid	99214	95				27.00	2	133.93

State of Rhode Island Office of the Health Insurance Commissioner Appendix 1F Medicare Benchmarks: Procedure Code												
Major Service Category	Detailed Service Category	Billing Provider Code	Program Indicator Code	Program Description	Proc Code	Mod 1	Mod 2	Mod 3	Mod 4	Current Rate	SFY 2022 FFS Units	Medicare Rate
Behavioral Health Providers	Substance Use Rehabilitation	060	MSA010	Substance Abuse Services	H0001					97.00	107	
Behavioral Health Providers	Substance Use Rehabilitation	060	MSA010	Substance Abuse Services	H0001	UD				97.00	34	
Behavioral Health Providers	Substance Use Rehabilitation	060	MSA010	Substance Abuse Services	H0004					17.94	4,837	
Behavioral Health Providers	Substance Use Rehabilitation	060	MSA010	Substance Abuse Services	H0004	UD				17.94	1,283	
Behavioral Health Providers	Substance Use Rehabilitation	060	MSA010	Substance Abuse Services	H0005					32.30	3,330	
Behavioral Health Providers	Substance Use Rehabilitation	060	MSA010	Substance Abuse Services	H0005	UD				32.30	2,428	
Behavioral Health Providers	Substance Use Rehabilitation	060	MSA010	Substance Abuse Services	H0015	HF				91.50	152	
Behavioral Health Providers	Substance Use Rehabilitation	060	MSA010	Substance Abuse Services	H0020					12.14	27,220	
Behavioral Health Providers	Substance Use Rehabilitation	060	MBO020	Opioid Treatment Program	H0037					7.64	40,300	
Behavioral Health Providers	Substance Use Rehabilitation	060	MSA010	Substance Abuse Services	H2036					91.50	29	
Children's Services	CEDAR	082	MCE010	CEDAR Center Services	T1023					900.00	55	
Children's Services	CEDAR	082	MCE010	CEDAR Center Services	T2022					25.00	114	
Children's Services	Early Intervention	059	MEI015	Early Intervention Non-MA	92522					217.21	2	
Children's Services	Early Intervention	059	MEI010	Early Intervention MA	92523					434.42	1	
Children's Services	Early Intervention	059	MEI015	Early Intervention Non-MA	92523					434.42	27	
Children's Services	Early Intervention	059	MEI010	Early Intervention MA	92523	52				217.21	6	
Children's Services	Early Intervention	059	MEI015	Early Intervention Non-MA	92523	52				217.21	64	
Children's Services	Early Intervention	059	MEI010	Early Intervention MA	97161					217.21	1	
Children's Services	Early Intervention	059	MEI015	Early Intervention Non-MA	97161					217.21	14	
Children's Services	Early Intervention	059	MEI010	Early Intervention MA	97162					217.21	2	
Children's Services	Early Intervention	059	MEI015	Early Intervention Non-MA	97162					217.21	26	
Children's Services	Early Intervention	059	MEI015	Early Intervention Non-MA	97163					217.21	7	
Children's Services	Early Intervention	059	MEI010	Early Intervention MA	97165					217.21	1	
Children's Services	Early Intervention	059	MEI015	Early Intervention Non-MA	97165					217.21	73	
Children's Services	Early Intervention	059	MEI010	Early Intervention MA	97166					217.21	1	
Children's Services	Early Intervention	059	MEI015	Early Intervention Non-MA	97166					217.21	41	
Children's Services	Early Intervention	059	MEI010	Early Intervention MA	97167					217.21	1	
Children's Services	Early Intervention	059	MEI015	Early Intervention Non-MA	97167					217.21	2	
Children's Services	Early Intervention	059	MEI015	Early Intervention Non-MA	97168					217.21	2	
Children's Services	Early Intervention	059	MMA001	General Medicaid	99502					59.95	37	
Children's Services	Early Intervention	059	MMA001	General Medicaid	99502	AJ				67.85	2	
Children's Services	Early Intervention	059	MMA001	General Medicaid	99502	TD				85.86	155	
Children's Services	Early Intervention	059	MEI010	Early Intervention MA	H0046					68.79	49	
Children's Services	Early Intervention	059	MEI015	Early Intervention Non-MA	H0046					68.79	478	
Children's Services	Early Intervention	059	MEI010	Early Intervention MA	H2000					1064.36	73	
Children's Services	Early Intervention	059	MEI015	Early Intervention Non-MA	H2000					1064.36	619	
Children's Services	Early Intervention	059	MEI010	Early Intervention MA	S9446					21.72	19	
Children's Services	Early Intervention	059	MEI015	Early Intervention Non-MA	S9446					21.72	247	
Children's Services	Early Intervention	059	MEI015	Early Intervention Non-MA	S9446	GO				21.72	12	
Children's Services	Early Intervention	059	MEI010	Early Intervention MA	S9446	TF				21.72	16	
Children's Services	Early Intervention	059	MEI015	Early Intervention Non-MA	S9446	TF				21.72	64	
Children's Services	Early Intervention	059	MEI010	Early Intervention MA	S9446	TG				27.83	12	
Children's Services	Early Intervention	059	MEI015	Early Intervention Non-MA	S9446	TG				27.83	411	
Children's Services	Early Intervention	059	MEI010	Early Intervention MA	T1013					25.59	217	
Children's Services	Early Intervention	059	MEI015	Early Intervention Non-MA	T1013					25.59	474	

State of Rhode Island Office of the Health Insurance Commissioner Appendix 1F Medicare Benchmarks: Procedure Code												
Major Service Category	Detailed Service Category	Billing Provider Code	Program Indicator Code	Program Description	Proc Code	Mod 1	Mod 2	Mod 3	Mod 4	Current Rate	SFY 2022 FFS Units	Medicare Rate
Children's Services	Early Intervention	059	MEI010	Early Intervention MA	T1013	TL				25.59	49	
Children's Services	Early Intervention	059	MEI015	Early Intervention Non-MA	T1013	TL				25.59	115	
Children's Services	Early Intervention	059	MEI010	Early Intervention MA	T1016					25.35	1,241	
Children's Services	Early Intervention	059	MEI015	Early Intervention Non-MA	T1016					25.35	8,100	
Children's Services	Early Intervention	059	MEI010	Early Intervention MA	T1016	TF				50.69	503	
Children's Services	Early Intervention	059	MEI015	Early Intervention Non-MA	T1016	TF				50.69	3,698	
Children's Services	Early Intervention	059	MEI015	Early Intervention Non-MA	T1016	TF	U2			25.35	1	
Children's Services	Early Intervention	059	MEI010	Early Intervention MA	T1016	TG				76.04	69	
Children's Services	Early Intervention	059	MEI015	Early Intervention Non-MA	T1016	TG				76.04	296	
Children's Services	Early Intervention	059	MEI010	Early Intervention MA	T1023					228.11	66	
Children's Services	Early Intervention	059	MEI015	Early Intervention Non-MA	T1023					228.11	574	
Children's Services	Early Intervention	059	MEI010	Early Intervention MA	T1023	TL				50.69	71	
Children's Services	Early Intervention	059	MEI015	Early Intervention Non-MA	T1023	TL				50.69	579	
Children's Services	Early Intervention	059	MEI010	Early Intervention MA	T1024					43.44	1,274	
Children's Services	Early Intervention	059	MEI015	Early Intervention Non-MA	T1024					43.44	12,377	
Children's Services	Early Intervention	059	MEI010	Early Intervention MA	T1024	AE				43.44	38	
Children's Services	Early Intervention	059	MEI015	Early Intervention Non-MA	T1024	AE				43.44	145	
Children's Services	Early Intervention	059	MEI015	Early Intervention Non-MA	T1024	AJ				43.44	66	
Children's Services	Early Intervention	059	MEI010	Early Intervention MA	T1024	GN				43.44	1,026	
Children's Services	Early Intervention	059	MEI015	Early Intervention Non-MA	T1024	GN				43.44	9,493	
Children's Services	Early Intervention	059	MEI010	Early Intervention MA	T1024	GO				43.44	1,015	
Children's Services	Early Intervention	059	MEI015	Early Intervention Non-MA	T1024	GO				43.44	4,762	
Children's Services	Early Intervention	059	MEI010	Early Intervention MA	T1024	GP				43.44	871	
Children's Services	Early Intervention	059	MEI015	Early Intervention Non-MA	T1024	GP				43.44	2,440	
Children's Services	Early Intervention	059	MEI010	Early Intervention MA	T1024	HN				29.70	646	
Children's Services	Early Intervention	059	MEI015	Early Intervention Non-MA	T1024	HN				29.70	3,453	
Children's Services	Early Intervention	059	MEI010	Early Intervention MA	T1024	TD				43.44	89	
Children's Services	Early Intervention	059	MEI015	Early Intervention Non-MA	T1024	TD				43.44	242	
Children's Services	Early Intervention	059	MEI010	Early Intervention MA	T1024	TG				43.44	10	
Children's Services	Early Intervention	059	MEI015	Early Intervention Non-MA	T1024	TG				43.44	54	
Children's Services	Early Intervention	059	MEI010	Early Intervention MA	T1024	TG	HO			43.44	10	
Children's Services	Early Intervention	059	MEI010	Early Intervention MA	T1024	TL	HO			43.44	13	
Children's Services	Early Intervention	059	MEI015	Early Intervention Non-MA	T1024	TL	HO			43.44	71	
Children's Services	Early Intervention	059	MEI010	Early Intervention MA	T1027					43.44	1,083	
Children's Services	Early Intervention	059	MEI015	Early Intervention Non-MA	T1027					43.44	10,733	
Children's Services	Early Intervention	059	MEI010	Early Intervention MA	T1027	AE				43.44	77	
Children's Services	Early Intervention	059	MEI015	Early Intervention Non-MA	T1027	AE				43.44	253	
Children's Services	Early Intervention	059	MEI010	Early Intervention MA	T1027	AJ				43.44	23	
Children's Services	Early Intervention	059	MEI015	Early Intervention Non-MA	T1027	AJ				43.44	196	
Children's Services	Early Intervention	059	MEI010	Early Intervention MA	T1027	GN				43.44	1,078	
Children's Services	Early Intervention	059	MEI015	Early Intervention Non-MA	T1027	GN				43.44	12,869	
Children's Services	Early Intervention	059	MEI010	Early Intervention MA	T1027	GO				43.44	942	
Children's Services	Early Intervention	059	MEI015	Early Intervention Non-MA	T1027	GO				43.44	4,733	
Children's Services	Early Intervention	059	MEI010	Early Intervention MA	T1027	GP				43.44	1,405	
Children's Services	Early Intervention	059	MEI015	Early Intervention Non-MA	T1027	GP				43.44	5,359	

State of Rhode Island Office of the Health Insurance Commissioner Appendix 1F Medicare Benchmarks: Procedure Code												
Major Service Category	Detailed Service Category	Billing Provider Code	Program Indicator Code	Program Description	Proc Code	Mod 1	Mod 2	Mod 3	Mod 4	Current Rate	SFY 2022 FFS Units	Medicare Rate
Children's Services	Early Intervention	059	MEI010	Early Intervention MA	T1027	HN				29.70	336	
Children's Services	Early Intervention	059	MEI015	Early Intervention Non-MA	T1027	HN				29.70	2,652	
Children's Services	Early Intervention	059	MEI010	Early Intervention MA	T1027	TD				43.44	101	
Children's Services	Early Intervention	059	MEI015	Early Intervention Non-MA	T1027	TD				43.44	201	
Children's Services	Early Intervention	059	MEI010	Early Intervention MA	T1027	TG				43.44	24	
Children's Services	Early Intervention	059	MEI015	Early Intervention Non-MA	T1027	TG				43.44	83	
Children's Services	Early Intervention	059	MEI015	Early Intervention Non-MA	T1027	TG	HO			43.44	30	
Children's Services	Early Intervention	059	MEI010	Early Intervention MA	T2004					14.49	2	
Children's Services	Early Intervention	059	MEI015	Early Intervention Non-MA	V2799					43.44	4	
Children's Services	Home/Center Based Therapeutic Services	080	MMA001	General Medicaid	90837					71.62	9	
Children's Services	Home/Center Based Therapeutic Services	080	MMA001	General Medicaid	90847					80.00	2	
Children's Services	Home/Center Based Therapeutic Services	080	MMA001	General Medicaid	90853					14.40	9	
Children's Services	Home/Center Based Therapeutic Services	080	MCE030	CEDAR Direct- Kids Connect	97150					8.00	204,705	
Children's Services	Home/Center Based Therapeutic Services	080	MCE030	CEDAR Direct- Kids Connect	97150	HA				16.00	19,443	
Children's Services	Home/Center Based Therapeutic Services	080	MCE025	CEDAR Direct For HBTS And PAS	H0046					36.00	11,864	
Children's Services	Home/Center Based Therapeutic Services	080	MCE025	CEDAR Direct For HBTS And PAS	H0046	HN				15.68	162	
Children's Services	Home/Center Based Therapeutic Services	080	MCE025	CEDAR Direct For HBTS And PAS	H0046	HO				55.00	15,529	
Children's Services	Home/Center Based Therapeutic Services	080	MCE025	CEDAR Direct For HBTS And PAS	H0046	HO	U1			27.50	6,407	
Children's Services	Home/Center Based Therapeutic Services	080	MCE025	CEDAR Direct For HBTS And PAS	H0046	HO	XP			55.00	28	
Children's Services	Home/Center Based Therapeutic Services	080	MCE025	CEDAR Direct For HBTS And PAS	H0046	HP				65.00	2	
Children's Services	Home/Center Based Therapeutic Services	080	MCE025	CEDAR Direct For HBTS And PAS	H0046	HP	U1			32.50	8	
Children's Services	Home/Center Based Therapeutic Services	080	MCE025	CEDAR Direct For HBTS And PAS	H0046	U1				18.00	3,051	
Children's Services	Home/Center Based Therapeutic Services	080	MCE030	CEDAR Direct- Kids Connect	H2000					330.00	84	
Children's Services	Home/Center Based Therapeutic Services	080	MCE025	CEDAR Direct For HBTS And PAS	H2014					27.50	1,438	
Children's Services	Home/Center Based Therapeutic Services	080	MCE025	CEDAR Direct For HBTS And PAS	H2014	HO				27.50	8,203	
Children's Services	Home/Center Based Therapeutic Services	080	MCE025	CEDAR Direct For HBTS And PAS	H2014	HP				32.50	12	
Children's Services	Home/Center Based Therapeutic Services	080	MCE025	CEDAR Direct For HBTS And PAS	H2016					4.95	91,876	
Children's Services	Home/Center Based Therapeutic Services	080	MCE030	CEDAR Direct- Kids Connect	H2021					40.00	244	
Children's Services	Home/Center Based Therapeutic Services	080	MCE025	CEDAR Direct For HBTS And PAS	S9446					20.00	757	
Children's Services	Home/Center Based Therapeutic Services	080	MRP019	ICF/MR Respite Waiver	T1005					9.00	63,253	
Children's Services	Home/Center Based Therapeutic Services	080	MRP020	Hospital/SNF Respite Waiver	T1005					9.00	659	
Children's Services	Home/Center Based Therapeutic Services	080	MRP021	Psych Hospital Respite Waiver	T1005					9.00	72	
Children's Services	Home/Center Based Therapeutic Services	080	MRP019	ICF/MR Respite Waiver	T1005	UN				2.30	5,547	
Children's Services	Home/Center Based Therapeutic Services	080	MRP019	ICF/MR Respite Waiver	T1005	UP				2.30	228	
Children's Services	Home/Center Based Therapeutic Services	080	MCE025	CEDAR Direct For HBTS And PAS	T1013					25.00	35	
Children's Services	Home/Center Based Therapeutic Services	080	MCE025	CEDAR Direct For HBTS And PAS	T1013	U1				25.00	11	
Children's Services	Home/Center Based Therapeutic Services	080	MCE025	CEDAR Direct For HBTS And PAS	T1016					16.00	50,689	
Children's Services	Home/Center Based Therapeutic Services	080	MCE025	CEDAR Direct For HBTS And PAS	T1016	U1				13.50	38,898	
Children's Services	Home/Center Based Therapeutic Services	080	MCE025	CEDAR Direct For HBTS And PAS	T1019					11.25	5,850	
Children's Services	Home/Center Based Therapeutic Services	080	MCE025	CEDAR Direct For HBTS And PAS	T1019	TF				11.25	30,147	
Children's Services	Home/Center Based Therapeutic Services	080	MCE025	CEDAR Direct For HBTS And PAS	T1019	TG				11.25	354,205	
Children's Services	Home/Center Based Therapeutic Services	080	MCE025	CEDAR Direct For HBTS And PAS	T1023	U1				330.00	213	
Children's Services	Home/Center Based Therapeutic Services	080	MCE025	CEDAR Direct For HBTS And PAS	T1024					31.00	55,579	
Children's Services	Home/Center Based Therapeutic Services	080	MCE025	CEDAR Direct For HBTS And PAS	T1024	U1				15.50	41,505	
Children's Services	Home/Center Based Therapeutic Services	080	MCE025	CEDAR Direct For HBTS And PAS	T1024	XP				31.00	13	

State of Rhode Island Office of the Health Insurance Commissioner Appendix 1F Medicare Benchmarks: Procedure Code												
Major Service Category	Detailed Service Category	Billing Provider Code	Program Indicator Code	Program Description	Proc Code	Mod 1	Mod 2	Mod 3	Mod 4	Current Rate	SFY 2022 FFS Units	Medicare Rate
Children's Services	Home/Center Based Therapeutic Services	080	MCE025	CEDAR Direct For HBTS And PAS	T1027					27.50	16,117	
Children's Services	Home/Center Based Therapeutic Services	080	MRP019	ICF/MR Respite Waiver	T2024					220.00	213	
Children's Services	Home/Center Based Therapeutic Services	080	MRP020	Hospital/SNF Respite Waiver	T2024					220.00	1	
Children's Services	Home/Center Based Therapeutic Services	080	MRP021	Psych Hospital Respite Waiver	T2024					220.00	2	

Notes

1. Services included are limited to those listed in Appendix 1 of the *Reimbursement rates report* dated March 29, 2023.
2. The Medicaid FFS rates are effective as of February 28, 2023, and the time period represented by the benchmarks is prior to this date.
3. Medicare reimbursement rates represent CY 2022 Medicare fee schedules. The Medicare reimbursement rates are matched at the code level since none of the Rhode Island FFS modifiers are present on the 2022 Medicare fee schedule.
4. Insight into service requirements (e.g., required professional credentials) or payment structure (e.g., billed unit type) is not always available for claims-based benchmarks. Differences in these items may contribute to the reimbursement variances noted in this report.
5. Benchmarks are subject to data availability. Not all Medicaid services within a service category are benchmarked. See the Methodology section of the accompanying "Private Payer, Medicare, and Medicaid MCO Rate Benchmarks" report for further information.

APPENDIX 2A

Regional commercial allowed benchmarks: Service category

State of Rhode Island Office of the Health Insurance Commissioner Appendix 2A Regional Commercial Allowed Benchmarks: Service Category									
Major Service Category	Detailed Service Category	SFY 2022 FFS Expenditures			Commercial Allowed - Percentage of Medicaid				
		Total Expenditures	Benchmarked Expenditures	Percentage Benchmarked	10 th Percentile	25 th Percentile	50 th Percentile	75 th Percentile	90 th Percentile
Behavioral Health Providers	BHDDH Behavioral Health Group	\$ 356,428	\$ 193,635	54.3%	100.1%	109.2%	121.9%	148.1%	178.7%
Behavioral Health Providers	CMHC - ACT	5,836,998	-	0.0%					
Behavioral Health Providers	CMHC - IHH	8,362,924	-	0.0%					
Behavioral Health Providers	CMHC - MHPRR	6,400,700	-	0.0%					
Behavioral Health Providers	CMHC - Other	9,864,179	-	0.0%					
Behavioral Health Providers	Children's Behavioral Health Group	27,257	10,090	37.0%	99.4%	107.6%	120.5%	138.9%	170.9%
Behavioral Health Providers	Emergency Behavioral Health Service	691,268	-	0.0%					
Behavioral Health Providers	Licensed Therapist	3,591	2,691	74.9%	103.8%	107.2%	122.9%	138.2%	183.5%
Behavioral Health Providers	Other Therapies	537,127	154,628	28.8%	121.8%	126.8%	129.6%	135.7%	148.1%
Behavioral Health Providers	Peer Recovery Services	117,748	-	0.0%					
Behavioral Health Providers	Psychologist	17,744	17,448	98.3%	150.8%	163.4%	170.8%	201.0%	238.9%
Behavioral Health Providers	Substance Use Rehabilitation	967,028	2,661	0.3%	164.2%	180.7%	211.7%	262.1%	333.9%
Children's Services	CEDAR	52,350	-	0.0%					
Children's Services	Early Intervention	4,941,173	1,593,054	32.2%	75.6%	78.8%	80.4%	80.5%	80.6%
Children's Services	Home/Center Based Therapeutic Services	13,483,265	1,723,868	12.8%	109.2%	109.2%	109.2%	109.2%	109.2%

Notes

- Services included are limited to those listed in Appendix 1 of the *Reimbursement rates report* dated March 29, 2023.
- The Medicaid FFS rates are effective as of February 28, 2023, and the time period represented by the benchmarks is prior to this date.
- SFY 2022 expenditures were calculated using the SFY 2022 units and the Current Rate listed on Appendix 1. Expenditures do not reflect actual incurred FFS expenditures.
- Procedure codes that did not have at least 500 units of utilization in our commercial benchmarking data or data from at least 10 unique commercial providers were excluded from this analysis.
- Regional commercial benchmark data was limited to calendar year 2021 and experience within Rhode Island, Massachusetts, and Connecticut.
- Insight into service requirements (e.g., required professional credentials) or payment structure (e.g., billed unit type) is not always available for claims-based benchmarks. Differences in these items may contribute to the reimbursement variances noted in this report.
- Benchmarks are subject to data availability. Not all Medicaid services within a service category are benchmarked. See the Methodology section of the accompanying "Private Payer, Medicare, and Medicaid MCO Rate Benchmarks" report for further information.
- Commercial benchmark data was sourced from the Milliman Consolidated Health Cost Guidelines™ Sources Database (CHSD). Several national and regional health plans contribute their annual enrollment and claims detail to this database with over 75 million commercially insured lives.

APPENDIX 2B

Regional commercial billed benchmarks: Service category

State of Rhode Island Office of the Health Insurance Commissioner Appendix 2B Regional Commercial Billed Benchmarks: Service Category									
Major Service Category	Detailed Service Category	SFY 2022 FFS Expenditures			Commercial Billed - Percentage of Medicaid				
		Total Expenditures	Benchmarked Expenditures	Percentage Benchmarked	10 th Percentile	25 th Percentile	50 th Percentile	75 th Percentile	90 th Percentile
Behavioral Health Providers	BHDDH Behavioral Health Group	\$ 356,428	\$ 193,635	54.3%	126.6%	163.9%	203.8%	247.7%	310.0%
Behavioral Health Providers	CMHC - ACT	5,836,998	-	0.0%					
Behavioral Health Providers	CMHC - IHH	8,362,924	-	0.0%					
Behavioral Health Providers	CMHC - MHPRR	6,400,700	-	0.0%					
Behavioral Health Providers	CMHC - Other	9,864,179	-	0.0%					
Behavioral Health Providers	Children's Behavioral Health Group	27,257	10,090	37.0%	113.2%	131.7%	165.1%	200.0%	269.9%
Behavioral Health Providers	Emergency Behavioral Health Service	691,268	-	0.0%					
Behavioral Health Providers	Licensed Therapist	3,591	2,691	74.9%	105.9%	136.9%	170.9%	204.0%	271.2%
Behavioral Health Providers	Other Therapies	537,127	154,628	28.8%	129.4%	134.5%	143.9%	153.3%	170.9%
Behavioral Health Providers	Peer Recovery Services	117,748	-	0.0%					
Behavioral Health Providers	Psychologist	17,744	17,448	98.3%	178.6%	198.1%	233.5%	364.3%	470.3%
Behavioral Health Providers	Substance Use Rehabilitation	967,028	2,661	0.3%	220.4%	288.5%	380.4%	483.3%	643.1%
Children's Services	CEDAR	52,350	-	0.0%					
Children's Services	Early Intervention	4,941,173	1,593,054	32.2%	75.8%	80.6%	80.7%	80.8%	80.8%
Children's Services	Home/Center Based Therapeutic Services	13,483,265	1,723,868	12.8%	109.2%	109.2%	109.2%	109.3%	109.6%

Notes

1. Services included are limited to those listed in Appendix 1 of the *Reimbursement rates report* dated March 29, 2023.
2. The Medicaid FFS rates are effective as of February 28, 2023, and the time period represented by the benchmarks is prior to this date.
3. SFY 2022 expenditures were calculated using the SFY 2022 units and the Current Rate listed on Appendix 1. Expenditures do not reflect actual incurred FFS expenditures.
4. Procedure codes that did not have at least 500 units of utilization in our commercial benchmarking data or data from at least 10 unique commercial providers were excluded from this analysis.
5. Regional commercial benchmark data was limited to calendar year 2021 and experience within Rhode Island, Massachusetts, and Connecticut.
6. Insight into service requirements (e.g., required professional credentials) or payment structure (e.g., billed unit type) is not always available for claims-based benchmarks. Differences in these items may contribute to the reimbursement variances noted in this report.
7. Benchmarks are subject to data availability. Not all Medicaid services within a service category are benchmarked. See the Methodology section of the accompanying "Private Payer, Medicare, and Medicaid MCO Rate Benchmarks" report for further information.
8. Commercial benchmark data was sourced from the Milliman Consolidated Health Cost Guidelines™ Sources Database (CHSD). Several national and regional health plans contribute their annual enrollment and claims detail to this database with over 75 million commercially insured lives.

APPENDIX 2C

National commercial allowed benchmarks: Service category

State of Rhode Island Office of the Health Insurance Commissioner Appendix 2C National Commercial Allowed Benchmarks: Service Category									
Major Service Category	Detailed Service Category	SFY 2022 FFS Expenditures			Commercial Allowed - Percentage of Medicaid				
		Total Expenditures	Benchmarked Expenditures	Percentage Benchmarked	10 th Percentile	25 th Percentile	50 th Percentile	75 th Percentile	90 th Percentile
Behavioral Health Providers	BHDDH Behavioral Health Group	\$ 356,428	\$ 193,635	54.3%	84.5%	105.6%	132.1%	149.4%	170.2%
Behavioral Health Providers	CMHC - ACT	5,836,998	-	0.0%					
Behavioral Health Providers	CMHC - IHH	8,362,924	-	0.0%					
Behavioral Health Providers	CMHC - MHPRR	6,400,700	-	0.0%					
Behavioral Health Providers	CMHC - Other	9,864,179	-	0.0%					
Behavioral Health Providers	Children's Behavioral Health Group	27,257	10,090	37.0%	82.0%	101.5%	121.5%	153.0%	196.8%
Behavioral Health Providers	Emergency Behavioral Health Service	691,268	-	0.0%					
Behavioral Health Providers	Licensed Therapist	3,591	2,691	74.9%	87.0%	103.3%	125.0%	157.2%	240.2%
Behavioral Health Providers	Other Therapies	537,127	154,628	28.8%	94.5%	99.2%	125.2%	130.1%	136.8%
Behavioral Health Providers	Peer Recovery Services	117,748	-	0.0%					
Behavioral Health Providers	Psychologist	17,744	17,448	98.3%	126.4%	153.2%	187.1%	233.4%	292.7%
Behavioral Health Providers	Substance Use Rehabilitation	967,028	2,661	0.3%	134.0%	163.2%	202.8%	252.7%	340.8%
Children's Services	CEDAR	52,350	-	0.0%					
Children's Services	Early Intervention	4,941,173	1,593,054	32.2%	69.2%	72.4%	80.4%	80.5%	80.5%
Children's Services	Home/Center Based Therapeutic Services	13,483,265	1,723,868	12.8%	85.1%	85.2%	109.2%	109.2%	109.2%

Notes

1. Services included are limited to those listed in Appendix 1 of the *Reimbursement rates report* dated March 29, 2023.
2. The Medicaid FFS rates are effective as of February 28, 2023, and the time period represented by the benchmarks is prior to this date.
3. SFY 2022 expenditures were calculated using the SFY 2022 units and the Current Rate listed on Appendix 1. Expenditures do not reflect actual incurred FFS expenditures.
4. Procedure codes that did not have at least 500 units of utilization in our commercial benchmarking data or data from at least 10 unique commercial providers were excluded from this analysis
5. National commercial benchmark data was limited to calendar year 2021 and all 50 U.S. states.
6. Insight into service requirements (e.g., required professional credentials) or payment structure (e.g., billed unit type) is not always available for claims-based benchmarks. Differences in these items may contribute to the reimbursement variances noted in this report.
7. Benchmarks are subject to data availability. Not all Medicaid services within a service category are benchmarked. See the Methodology section of the accompanying "Private Payer, Medicare, and Medicaid MCO Rate Benchmarks" report for further information.
8. Commercial benchmark data was sourced from the Milliman Consolidated Health Cost Guidelines™ Sources Database (CHSD). Several national and regional health plans contribute their annual enrollment and claims detail to this database with over 75 million commercially insured lives.

APPENDIX 2D

National commercial billed benchmarks: Service category

State of Rhode Island Office of the Health Insurance Commissioner Appendix 2D National Commercial Billed Benchmarks: Service Category									
Major Service Category	Detailed Service Category	SFY 2022 FFS Expenditures			Commercial Billed - Percentage of Medicaid				
		Total Expenditures	Benchmarked Expenditures	Percentage Benchmarked	10 th Percentile	25 th Percentile	50 th Percentile	75 th Percentile	90 th Percentile
Behavioral Health Providers	BHDDH Behavioral Health Group	\$ 356,428	\$ 193,635	54.3%	134.9%	157.4%	188.9%	231.5%	290.2%
Behavioral Health Providers	CMHC - ACT	5,836,998	-	0.0%					
Behavioral Health Providers	CMHC - IHH	8,362,924	-	0.0%					
Behavioral Health Providers	CMHC - MHPRR	6,400,700	-	0.0%					
Behavioral Health Providers	CMHC - Other	9,864,179	-	0.0%					
Behavioral Health Providers	Children's Behavioral Health Group	27,257	10,090	37.0%	126.4%	151.7%	188.1%	237.0%	322.1%
Behavioral Health Providers	Emergency Behavioral Health Service	691,268	-	0.0%					
Behavioral Health Providers	Licensed Therapist	3,591	2,691	74.9%	136.6%	163.1%	202.0%	250.9%	338.1%
Behavioral Health Providers	Other Therapies	537,127	154,628	28.8%	125.7%	134.3%	145.2%	914.8%	925.3%
Behavioral Health Providers	Peer Recovery Services	117,748	-	0.0%					
Behavioral Health Providers	Psychologist	17,744	17,448	98.3%	190.1%	246.4%	313.0%	420.6%	589.2%
Behavioral Health Providers	Substance Use Rehabilitation	967,028	2,661	0.3%	239.2%	284.0%	372.1%	518.4%	728.2%
Children's Services	CEDAR	52,350	-	0.0%					
Children's Services	Early Intervention	4,941,173	1,593,054	32.2%	75.7%	80.5%	80.6%	308.9%	309.0%
Children's Services	Home/Center Based Therapeutic Services	13,483,265	1,723,868	12.8%	109.2%	109.2%	109.2%	967.4%	967.5%

Notes

1. Services included are limited to those listed in Appendix 1 of the *Reimbursement rates report* dated March 29, 2023.
2. The Medicaid FFS rates are effective as of February 28, 2023, and the time period represented by the benchmarks is prior to this date.
3. SFY 2022 expenditures were calculated using the SFY 2022 units and the Current Rate listed on Appendix 1. Expenditures do not reflect actual incurred FFS expenditures.
4. Procedure codes that did not have at least 500 units of utilization in our commercial benchmarking data or data from at least 10 unique commercial providers were excluded from this analysis
5. National commercial benchmark data was limited to calendar year 2021 and all 50 U.S. states.
6. Insight into service requirements (e.g., required professional credentials) or payment structure (e.g., billed unit type) is not always available for claims-based benchmarks. Differences in these items may contribute to the reimbursement variances noted in this report.
7. Benchmarks are subject to data availability. Not all Medicaid services within a service category are benchmarked. See the Methodology section of the accompanying "Private Payer, Medicare, and Medicaid MCO Rate Benchmarks" report for further information.
8. Commercial benchmark data was sourced from the Milliman Consolidated Health Cost Guidelines™ Sources Database (CHSD). Several national and regional health plans contribute their annual enrollment and claims detail to this database with over 75 million commercially insured lives.

APPENDIX 2E

Medicaid MCO benchmarks: Service category

State of Rhode Island Office of the Health Insurance Commissioner Appendix 2E Medicaid MCO Benchmarks: Service Category					
Major Service Category	Detailed Service Category	SFY 2022 FFS Expenditures			Medicaid MCO Percentage of Medicaid
		Total Expenditures	Benchmarked Expenditures	Percentage Benchmarked	
Behavioral Health Providers	BHDDH Behavioral Health Group	\$ 356,428	\$ 253,726	71.2%	105.8%
Behavioral Health Providers	CMHC - ACT	5,836,998	-	0.0%	
Behavioral Health Providers	CMHC - IHH	8,362,924	-	0.0%	
Behavioral Health Providers	CMHC - MHPRR	6,400,700	-	0.0%	
Behavioral Health Providers	CMHC - Other	9,864,179	-	0.0%	
Behavioral Health Providers	Children's Behavioral Health Group	27,257	14,515	53.3%	125.7%
Behavioral Health Providers	Emergency Behavioral Health Service	691,268	-	0.0%	
Behavioral Health Providers	Licensed Therapist	3,591	2,691	74.9%	99.8%
Behavioral Health Providers	Other Therapies	537,127	226,997	42.3%	104.2%
Behavioral Health Providers	Peer Recovery Services	117,748	-	0.0%	
Behavioral Health Providers	Psychologist	17,744	12,125	68.3%	179.2%
Behavioral Health Providers	Substance Use Rehabilitation	967,028	207,028	21.4%	108.2%
Children's Services	CEDAR	52,350	49,500	94.6%	100.0%
Children's Services	Early Intervention	4,941,173	4,875,572	98.7%	76.4%
Children's Services	Home/Center Based Therapeutic Services	13,483,265	10,433,865	77.4%	57.6%

Notes

1. Services included are limited to those listed in Appendix 1 of the *Reimbursement rates report* dated March 29, 2023.
2. The Medicaid FFS rates are effective as of February 28, 2023, and the time period represented by the benchmarks is prior to this date.
3. SFY 2022 expenditures were calculated using the SFY 2022 units and the Current Rate listed on Appendix 1. Expenditures do not reflect actual incurred FFS expenditures.
4. Average Medicaid MCO reimbursement rates represent SFY 2022 Medicaid MCO claims where each MCO had submitted at least one claim at the procedure code and modifier level.
5. Insight into service requirements (e.g., required professional credentials) or payment structure (e.g., billed unit type) is not always available for claims-based benchmarks. Differences in these items may contribute to the reimbursement variances noted in this report.
6. Benchmarks are subject to data availability. Not all Medicaid services within a service category are benchmarked. See the Methodology section of the accompanying "Private Payer, Medicare, and Medicaid MCO Rate Benchmarks" report for further information.

APPENDIX 2F

Medicare benchmarks: Service category

State of Rhode Island Office of the Health Insurance Commissioner Appendix 2F Medicare Benchmarks: Service Category					
Major Service Category	Detailed Service Category	SFY 2022 FFS Expenditures			Medicare Percentage of Medicaid
		Total Expenditures	Benchmarked Expenditures	Percentage Benchmarked	
Behavioral Health Providers	BHDDH Behavioral Health Group	\$ 356,428	\$ 333,867	93.7%	166.3%
Behavioral Health Providers	CMHC - ACT	5,836,998	-	0.0%	
Behavioral Health Providers	CMHC - IHH	8,362,924	-	0.0%	
Behavioral Health Providers	CMHC - MHPRR	6,400,700	-	0.0%	
Behavioral Health Providers	CMHC - Other	9,864,179	-	0.0%	
Behavioral Health Providers	Children's Behavioral Health Group	27,257	16,645	61.1%	172.0%
Behavioral Health Providers	Emergency Behavioral Health Service	691,268	-	0.0%	
Behavioral Health Providers	Licensed Therapist	3,591	2,691	74.9%	147.6%
Behavioral Health Providers	Other Therapies	537,127	21,140	3.9%	245.2%
Behavioral Health Providers	Peer Recovery Services	117,748	-	0.0%	
Behavioral Health Providers	Psychologist	17,744	17,584	99.1%	190.8%
Behavioral Health Providers	Substance Use Rehabilitation	967,028	1,894	0.2%	265.1%
Children's Services	CEDAR	52,350	-	0.0%	
Children's Services	Early Intervention	4,941,173	-	0.0%	
Children's Services	Home/Center Based Therapeutic Services	13,483,265	-	0.0%	

Notes

1. Services included are limited to those listed in Appendix 1 of the *Reimbursement rates report* dated March 29, 2023.
2. The Medicaid FFS rates are effective as of February 28, 2023, and the time period represented by the benchmarks is prior to this date.
3. SFY 2022 expenditures were calculated using the SFY 2022 units and the Current Rate listed on Appendix 1. Expenditures do not reflect actual incurred FFS expenditures.
4. Medicare reimbursement rates represent CY 2022 Medicare fee schedules. The Medicare reimbursement rates are matched at the code level since none of the Rhode Island FFS modifiers are present on the 2022 Medicare fee schedule.
5. Insight into service requirements (e.g., required professional credentials) or payment structure (e.g., billed unit type) is not always available for claims-based benchmarks. Differences in these items may contribute to the reimbursement variances noted in this report.
6. Benchmarks are subject to data availability. Not all Medicaid services within a service category are benchmarked. See the Methodology section of the accompanying "Private Payer, Medicare, and Medicaid MCO Rate Benchmarks" report for further information.